


*(Unofficial Translation)*

**Annual Performance Review  
of  
Public Enterprises  
2011**



**Government of Nepal  
Ministry of Finance**

## **Best Wishes**

I feel immense pleasure by the publication of "Annual Review of the Performance of Public Enterprises". This review has incorporated major corporeal and financial activities performed by Public Enterprises and committees under full or partial ownership of Government of Nepal, during the fiscal year 2009/10. After going through this review, we can believe that Public Enterprises can play a significant role for achieving the goal of Socio-economic development envisaged in the National Policy. To better attain this goal, each and every enterprises must be reformed properly as the time demand.

I hope the facts and figures presented here can, certainly serve the need of researchers of the concerned areas. It also contribute to enhance the level of transparency, accountability and efficiency of the Public Enterprises. I would like to express my good wishes to all the Public Enterprises for their success. I also thank all the staffs involved for this publication.

July, 2011

Bharat Mohan Adhikari  
Deputy Prime Minister  
and  
Minister for Finance

## Table of Contents

Chapter 1	Structure of the "Review" Methods Adopted while preparing the "Review" Modus operandi of presentation Executive Summary Sectoral Analysis Managerial Leadership Human Resource Management Status of Audit Situation of Board of Directors of Public Enterprises Nepal Governments' share and loan investment Situation Unfunded Liabilities Operational Planning Legal Provisions Regarding Incorporation of the Organization Conflict Management Co-ordination Monitoring & Evaluation
	<b><u>Tables:</u></b>
Table No.1	Summary of Financial Efficiency of Government owned Public Enterprises
Table No.2	Consolidated Balance Sheet
Table No.3	Details of Integrated share Investment, loan by the Government of Nepal and Dividend Received from Public Enterprises
Table No.4	Details of comparative Operational Income
Table No.5	Comparison of Net Profit/Loss
Table No.6	Details of Expenditure on Employees of Public Enterprises
Table No.7(a)	Productivity of each employee on the basis of operational profit
Table No.7(b)	Administrative overhead analysis on the basis of operational Income
Table No.8	Public Enterprises with poor Auditing status
Table No.9	Details of Public Enterprises having more than 5 Directors
Table No.10	Differences in the Loan Investment of the Nepal Government
Table No.11	Unfunded Liabilities

### **Chapter 2 : Divestment, Dissolution and Liquidation of Public Enterprises :**

Table: 12	Divestment, Dissolution, and Liquidation of Public Enterprises
Table :13	Details of amount borne by the Government of Nepal to pay the liabilities

### **Chapter 3**

Physical, and Financial Progress details of Public Enterprises

#### **Industrial Sector**

- Dairy Development Corporation
- Herbs Production and Processing Company Ltd.
- Hetauda Cement Industry Ltd
- Janakpur Cigarette Factory Ltd
- Nepal Aushadhi Ltd
- Udayapur Cement Industry Ltd.

- Nepal Orind Magnesite Pvt.Ltd.

**Trading Sector**

- Agricultural Inputs Company Ltd.
- National Seed Company Ltd.
- National Trading Corporation Ltd.
- Nepal Food Corporation .
- Nepal Oil Corporation Ltd.
- The Timber Corporation of Nepal Ltd.

**Service Sector**

- Industrial District Management Ltd.
- National Construction Company Nepal Ltd.
- Nepal Transit and Warehouse Company Ltd.
- Nepal Engineering Consultancy Service Centre Ltd.
- Nepal Airlines Corporation
- National Productivity and Economic Development Centre Ltd.
- Civil Aviation Authority of Nepal

**Social Sector**

- Cultural Corporation
- Gorkhapatra Corporation
- Janak Education Materials Centre Ltd.
- Nepal Television
- Rural Housing Company Ltd.

**Public Utility Sector**

- Nepal Water Supply Corporation
- Nepal Electricity Authority
- Nepal Telecom Ltd.

**Financial Sector**

- Agricultural Development Bank Ltd.
- National Insurance Company (Life/Non-life)
- Nepal Industrial Development Corporation Ltd.
- Rastriya Banijya Bank Ltd.
- Deposit and Credit Guarantee Corporation Ltd
- Nepal Housing Development Finance Company Ltd.
- Nepal Stock Exchange Ltd.
- Citizen Investment Trust

**Chapter 4**

- Structure of Enterprises partially owned by the Government
- Details of Enterprises partially owned.

**Financial Sector**

- Small Farmer Development Bank
- National Co-operative Bank Ltd.
- Purbanchal Grameen Bikas Bank
- Madhyamanchal Grameen Bikas Bank
- Paschimanchal Grameen Bikas Bank
- Madhya-Paschimanchal Grameen Bikas Bank
- Sudur- Paschimanchal Grameen Bikas Bank
- Nepal Bank Ltd.

**Industrial Sector**

- Biratnagar Jute mills Ltd.
- Morang Sugar Mills Ltd.
- Seti Cigarette Factory Ltd.
- Nepal Foundry Industry Ltd.
- Nepal Tea Development Corporation Ltd.
- Gorakhkali Rubber Udyog Ltd.
- Nepal Metal Company
- Butwal Spinning Mill Ltd.
- Raghupati Jute Mills Ltd.

**Service Sector**

- Nepal Railway Company Ltd.
- Bishal Bazar Company Ltd.
- Sajha Pasal Sewa
- Sajha Swasthya Sewa
- Sajha Yatayat
- Salt Trading Corporation Ltd.
- Sajha Prakashan

**Public Utility Sector**

- Butwal Power Company Ltd.
- Himal Hydro and General Construction Ltd.

## Chapter 5

**Details of Governmental committees Involved in income- oriented Activities**

- Nepal Intermodel Transport Development Committee
- Radio Broadcasting Service Development Committee
- Town Development Fund
- Taragoun Development Committee
- Singha Durbar Baidhyakhana Development Committee
- Law Book Management Board
- Trade and Export Promotion Centre
- International Convention centre
- Cotton Development Committee
- Kalilmati Fruits and Vegetables Market Development Board
- Cattle Feed Production Development Committee

## Chapter 6

- Details of Enterprises Incorporated Under Special Act
- Employees' Provident Fund

## Schedule- 1 Glossary

Schedule-2 Questionnaire provided to seek opinions and views of the Executive chief of Enterprises

Schedule- 3 Tabulation of the Questionnaire got filled by inter action to the Heads of the Enterprises

Schedule- 4 Review on the Questionnaire

Schedule- 5 Sample of the Questionnaire used for to get opinions on Conflict Management

## **Structure of the Review**

The Annual Review of Fiscal Year 2009/10 of Public Enterprises has been divided into five chapters.

### Chapter 1

- The real analysis of the progress of the physical and financial sector of the number of 36 Public Enterprises has been mentioned in this Chapter.
- 14 tables on different subject matters have been incorporated to make the analysis real and authentic.
- The sectoral financial position of the Enterprises has been manifested by 7 Column Diagrams.
- The following subjects have also been analyzed in this Chapter
  - o Managerial Leadership and Human Resource Management,
  - o Corporate Good Governance:- Auditing, Board of Directors, Investment, Unfunded Liabilities
  - o Operational Planning
  - o Legal Provision for the incorporation of Enterprises
  - o Conflict Management
  - o Co-ordination, Monitoring and Evaluation

Chapter 2 - The divestment of Public Enterprises has been analyzed in this Chapter.

Chapter 3- Details of corporeal and financial progress of 36 Public Enterprises has been presented separately in this Chapter.

Chapter 4-Share structure and corporeal and financial statement of 26 Enterprises, partially owned by the Government of Nepal have been included in this Chapter.

Chapter 5-Progress report of 11 Development Committees involved in income generating activities has been included in this Chapter.

Chapter 6-The details of corporeal and financial position of Employees' Provident Fund, incorporated under Special Act has been included in this Chapter.

**Methodology adopted while preparing the Review:**

1. Primary Data Collection
2. Secondary Data Collection
3. Interview
4. Group Discussion
5. Questionnaire
6. The opinions and visions of Chief Executives of the Enterprises have been collected through questionnaire with the objective to make real review of the visions, strategies, situation of operational planning of the Enterprises and different weaknesses/flaws experienced by the Enterprises and the area of reform.

**Modus Operandi of Presentation:**

Special attention has been given in course preparing this book to avoid the alteration in the data, notices and information included in previous publications. Additional efforts have been made to make subject matters more accurate by using column diagrams and tables respectively.

Chapter one has been analyzed on the basis of 13 given tables along with the translation of the data of those very tables in writing. This study has tried to find out the average tendency, remarkable achievement and loopholes seen in the sectoral Enterprises.

It has been tried to trace out the exact evaluation of managerial leadership and human resource management, institutional good governance, operational planning, legal provisions of incorporation of Enterprises, position of conflict management and co-ordination.

Besides that, the contribution of Public Enterprises in total revenue collection and Gross Domestic Production has been presented briefly in this Review. The contribution of the human resource of Public Enterprises on the basis of operational profit and the administrative expenditure on the basis of operational income has also been reviewed.

## Executive Summary

### Operating Income

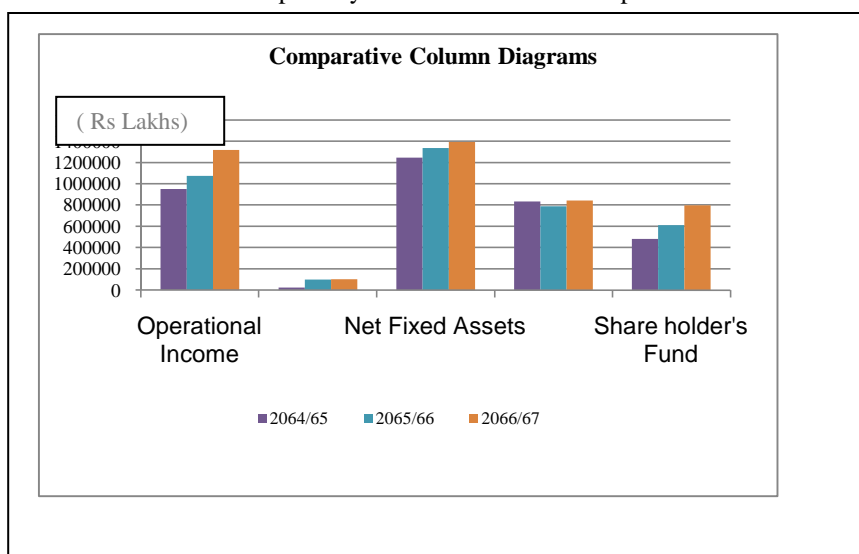
Net operating income of 36 Public Enterprises has been increased by 21.63 percent than last year and it has been attained to Rs.130.98 billion (Table No.4). In this Fiscal Year, Public Enterprises under service sector have made the highest operating income, which is 70.15 percent more than last year. Similarly, Public Enterprises under Industrial Sector have scored the lowest operating income. The rate of increment of the income of this sector is only 4.20 percent in than last year.

### Profit and Loss

During the Fiscal Year 2009/10, 22 Public Enterprises have been found in net profit whereas 14 Public Enterprises in net loss. While analyzing the profitability of 36 Public Enterprises during the Fiscal Year 2009/10, the net profit has been increased with Rs.8.3 million and attained Rs.10.56 billion from Rs.10.55 billion of FY2008/09. (Table No.5)

### Investment in Share Capital and Loans

According to the statistics from the Office of the Financial Comptroller General, the investment in share capital by the Government of Nepal for those 36 Public Enterprises has



been attained to Rs.82.76 billion.

Further, the total loan investment for these Public Enterprises has amounted to Rs.84.92 billion. (Table No.3.B)

In last year, investment of Government of Nepal in

share capital and loan investment were Rs.86.13 billion and Rs.74.60 billion respectively. This figure shows that the investment of Government of Nepal in share capital has been decreased by 3.9 percent whereas loan investment has been increased by 13.8 percent.



### **Shareholders' Fund**

During the Fiscal Year 2009/10, total shareholders' fund of 36 Public Enterprises has been reached to Rs.79.92 billion. This amount is more than 30.79 percent in comparison of last year (Table No.2). In last year, the shareholders' fund of Public Enterprises under financial sector was in negative net worth of Rs.804.6 million, which has been turned into positive net worth of Rs.3.50 billion by the end of F/Y 2009/10. Moreover, the shareholders' fund of public utility sector has been increased with Rs.13.22 billion. Thus, in totality, the shareholders' fund has been found to be increased.

### **Net Fixed Assets of Public Enterprises**

During the Fiscal Year 2008/09, net fixed assets of Public Enterprises was accounted to Rs. 133.74 billion, which has been increased and reached to Rs.139.36 billion at the end of FY 2009/10 (Table No 2). Public Enterprises under commercial sector, service sector and financial sector have given contribution for the increment of net fixed assets. On the contrary, Public Enterprises under industrial sector, social sector and public utility sector have not been able to increase its fixed assets.

### **Government Investment and Dividend**

During the FY 2008/09, the Government of Nepal had received Rs.3.47 billion from 4 Public Enterprises as dividend, which has been reached to Rs.4.80 billion at the end of FY2009/10. (Table No.3B) which is 5.80 percent of the total share investment by the Government of Nepal. Dividend of Government of Nepal has been found to be increased. However, four Public Enterprises had contributed to provide dividend in last year but in the FY 2009/10, only two Public Enterprises i.e. Industrial Sector Management Limited and Nepal Telecom have contributed for dividend to the Government.

### **Human Resource Management, Facilities and Tendency:**

Though the policy of Government of Nepal has been found to be appointed Executive Director of the Enterprise on the basis of performance contract by holding competition among competent personalities, who possess managerial competency, only those Public Enterprises under Ministry of Finance, specially National Insurance Company, Citizen Investment Trust, Nepal Stock Exchange Ltd. and Employees Provident Fund, amongst 36 Public Enterprises have been found to be appointed Executive Director of the Enterprise on the basis of performance. Besides that no other Enterprises have been found to be appointed by holding competition. In Fiscal Year 2008/09, total numbers of 33603 employees had been found to be appointed by the management of the Public Enterprises in the level of performance of business. This number has decreased to 33526 in Fiscal Year 2009/010. The average monthly expenditures of the employees of the Enterprises have been attained Rs. 34,126.00 by increasing Rs 7016.00 in comparison of the expenditure of Fiscal Year 2008/009 which was Rs. 27,110.00 (Table No. 6)

In recent time, employees affiliated to different trade unions have been found to be involved in different movement including strike, blocked by demanding to increase their facilities, which is major cause behind the lack of expected performance of Public Enterprises to provide urgent service and production and distribution of the goods.

While assessing the contribution of Human Resource in Public Enterprises in terms of operating profit, the contribution of the employees of the Public Enterprises under commercial sector have found higher, whereas the contribution of employees of industrial sector have been found lowest.(Table No7A). Similarly, while assessing administrative overhead cost in terms of its operating income, (Table No7B) shows that there is lowest operating cost in Public Enterprises under commercial sector and highest cost has been found in Industrial Sector.

### **Revenue and Contribution of Public Enterprises in GDP**

In the FY 2009/10, Government of Nepal had collected total revenue Rs.179.94 billion, in which, the portion of dividend amount contributed by 36 Public Enterprises was 2.67 percent in total revenue. This is only 5.8 percent in ratio to the Government investment, which is lowest than current interest rate.

Gross Domestic Product of the FY 2009/010 was Rs.1182.68 billion, in which the contribution from operating income of Public Enterprises was 11.15 percent. Among all of 36 Public Enterprises, operating income of commercial sector has been found to be highest which constitutes 5.15 percent and the lowest is of social sector, constitutes only 0.11percent.

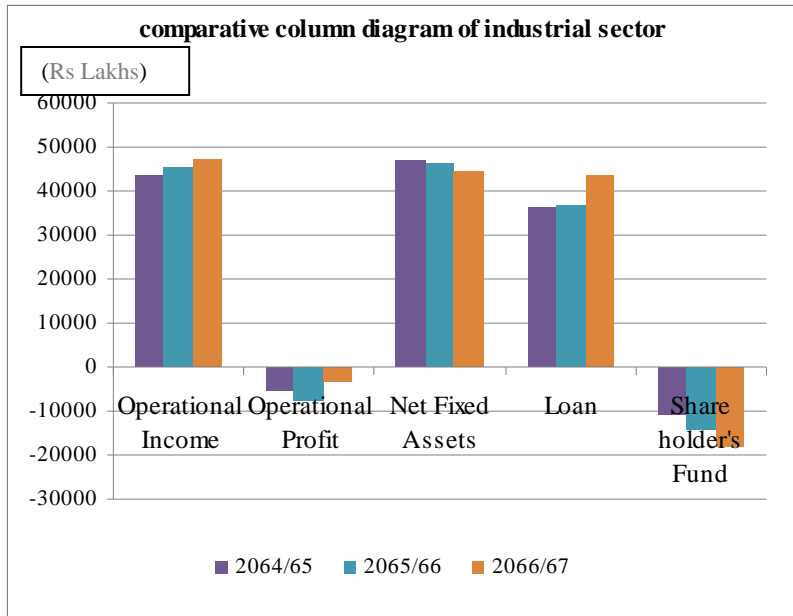
In Fiscal Year 2009/10, the government's loan flow to the Public Enterprises constitutes 6.82 percent out of the total government expenditure which is 11.53 percent of the total capital expenditure of the government.

**Sectoral Analysis:**

**Industrial Sector**

Total operating income of seven Public Enterprises under industrial sector has been reached Rs.4.72 billion by increasing 4.20 percent in comparison of last year (Table no 4). The operating income of Nepal Drugs Ltd and Herbs Production and Processing Company Ltd has been decreased by 55.34percent and 24.77 percent respectively. In contrary of that Udayapur Cement Industry and Dairy Development Corporation have been succeeded to increase its operating income by 22.20 percent and 19.84 percent respectively.

Although the ratio of operating income has been found incremental, Public Enterprises under industrial sector



have been bearing losses of Rs.467.4 million. Among the Public Enterprises under industrial sector, Hetauda Cement Industry has been succeeded to obtain the highest profit of Rs.117 million. But on the other hand, Janakpur Cigarette Factory has gone into heaviest loss of Rs.509 million. Despite frequent correspondence

by letter as well as telephone call that Enterprise did not provide the progress report of the FY, therefore, the assessment of this Enterprise has been based on the data of last year. Though Dairy Development Corporation was in loss at the last year, it has come into profit in this FY.

The value of net fixed assets of Public Enterprises under industrial sector has been found equivalent to Rs.4.44 billion. Such value has been decreased by Rs.212.7 million in comparison of last year. The outstanding loan of Industrial sector has reached to Rs.4.36 billion by increasing Rs.671 million than last year's outstanding loan Rs.3.69 billion. Data shows that the loan amount of Public Enterprises under the industrial sector has been increased.

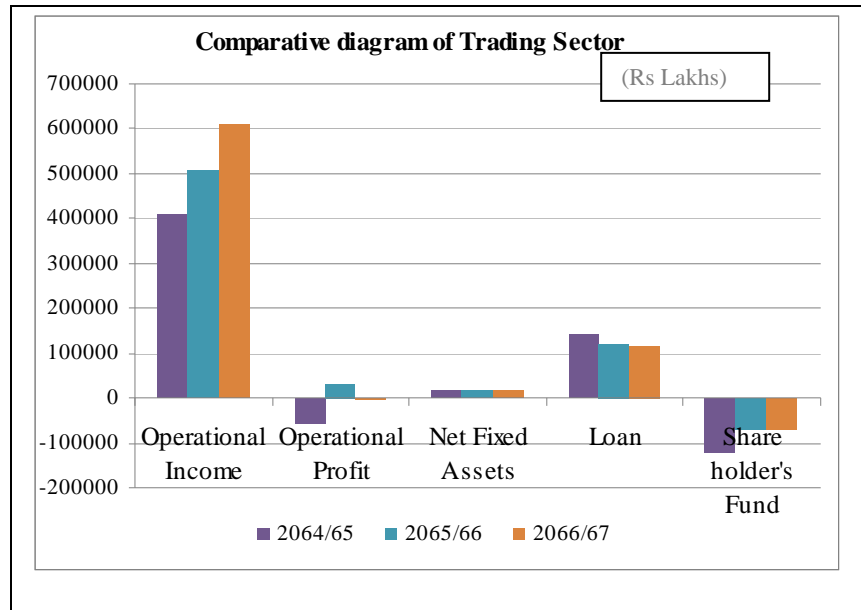
The Shareholders' fund of the Public Enterprises under industrial sector has been found into negative net worth of Rs.1.83 billion. Negative net worth of this year has been further increased by Rs.409 million than last year. This data has clearly indicated that the progress of Public Enterprises under industrial sector has been degrading day by day. The total number of employees under this sector has been found 3877 in FY 2009/010, which is less than the last year. The number of employees in last year was 3977.

**Trading Sector:**

The numbers of six Enterprises are in operation under this sector. The total operating income of six Public Enterprises under trading sector during the

F/Y 2009/010 has found Rs.60.94 billion, which is 20.30percent higher than in the last year. In spite of this increment in operating income, Public Enterprises of this sector have incurred losses

equivalent to Rs.556.9 million. The operating income of this sector has been found to be increased due to the remarkable increase in operating income of two Public Enterprises namely Nepal Oil Corporation and



Agricultural Input Company. The operating income of National Trading Company has been decreased by 32.39 percent than in the last year, resulting two times loss. The operating income of Agricultural Input Company has been increased 10 times due to increment of grants and loans by the Government in purchasing agricultural inputs. In last year Agricultural Input Company had incurred loss of Rs.113 million, while in this FY earned the profit of Rs.114 million. Nepal Oil Corporation remained in net loss. Because of huge loss incurred by Nepal Oil Corporation, Public Enterprises under trading sector have been remained in net loss position.

The outstanding loan of trading Corporations in this year has been reduced by Rs.11.70 billion. In last year, such loan amount was Rs.12.27 billion. Among all the Public Enterprises under the trading sector, Nepal Oil Corporation has been consisted the highest loan of Rs.11.44billion and the lowest loan by the Timber Corporation with 54.70 million. No any loan has been received by Agricultural Inputs Company and National Seeds Company from the Government.

Net fixed assets of the number six Public Enterprises under trading sector has been remained equivalent to Rs.2.02 billion. Among such assets, Agriculture Input Company Ltd has consists the highest which is equivalent to Rs.759 million of and National Trading Ltd has lowest which is equivalent to Rs.29 million.

Though the shareholders' fund of the Public Enterprises under trading sector has been found in negative worth by Rs.7.05billion, three Enterprises namely Agriculture Input Company Limited, National Seeds Company and The Timber Corporation of Nepal have still positive shareholders' fund. The total number of employees of the Enterprises under this sector has been 2417 in this Fiscal year which has been increased by 269 than in the Fiscal Year 2008/09.

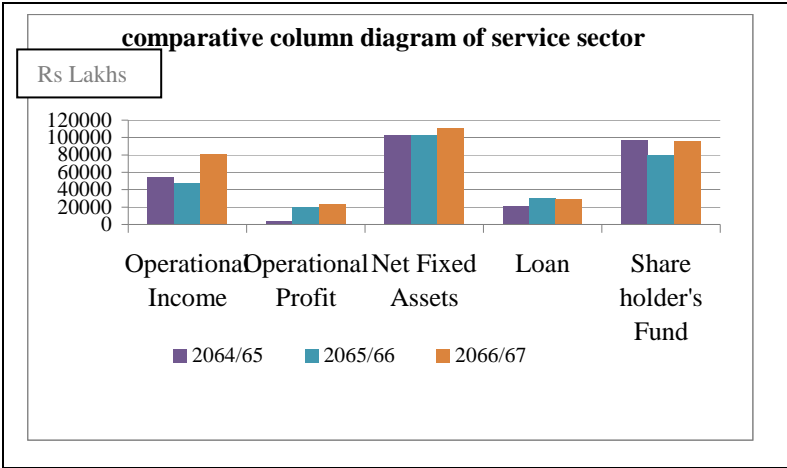
### **Service Sector**

The net fixed assets of 7 Public Enterprises under service sector stands at Rs.11.12 billion. Shareholders' fund of Nepal Airlines Company is negative with Rs.1.18 billion. Rest of all six Public Enterprises under this sector have positive shareholders' fund. In totality the shareholders' fund of service sector has been found positive with Rs.9.65 billion.

The operating income of seven Public Enterprises under service sector has been increased by 70.15 percent than in the FY 2008/09 and reached to Rs.8.10 billion in the FY 2009/010. Among these Public Enterprises, Nepal Airlines Company has the highest operating income of Rs.5.35billion. It was due to increment of the number of foreign airlines and increment in ground handling fees. Nepal Engineering Consultancy Centre has the operating income of worth Rs.2.4million, which is lowest operating income amongst all the Public Enterprises under the service sector.

The outstanding net profit of seven Public Enterprises under service sector has been reached to Rs.360 million in FY 2009/010. In last year, this sector incurred loss of Rs.593 million. In the FY 2008/09, Civil Aviation Authority has incurred loss of about Rs.599 million, whereas in this fiscal year the Authority has able to get profit of Rs.222 million. Nepal Transit and Warehouse Management Company Limited has also obtained profit of Rs.4.6 million in this FY.

Among the number of 7 Public Enterprises under service sector, 3 Public Enterprises namely Nepal Airlines Corporation, Nepal Civil Aviation Authority and Nepal Transit and Warehouse Company Limited have obtained loans from Government of Nepal.



The total loan investment of Government of Nepal in the Public Enterprises under the service sector has been remained Rs.2.87 billion including Rs.1.8 billion in Nepal Airlines Corporation, Rs.1.75 billion in Nepal Civil Aviation Authority

constitutes and Rs.37.2 million in Nepal Transit and Warehouse Company Limited.

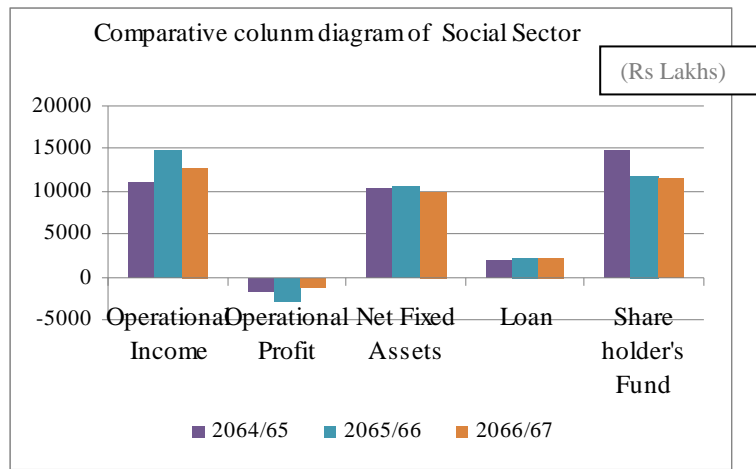
At Fiscal Year 2009/010, the total number of employees of the Public Enterprises under service sector has been 2747 which number was 2754 in the last year. The Public Enterprises under this sector have also been facing the problem of overstaffing like other Public Enterprises.

In the Fiscal Year 2010/11, Nepal Engineering Consultancy Service Centre Ltd. has executed Voluntary Retirement Scheme for all staffs by obtaining amount by selling its land to Inland Revenue Department in approval of Government of Nepal and all the remaining liabilities of the Enterprises have also been settled.

**Social Sector**

The total operating income of five Public Enterprises under social sector was Rs.1.49 billion in last year. It has been decreased by 13.80 percent and came into Rs.1.29 billion in the FY 2009/010. In Fiscal Year 2009/010, Nepal Television and Cultural Corporation have increased their operating income by 37.86 percent and 15.89 percent respectively, whereas Gorkhapatra Corporation, Janak Education Materials Centre and Rural Housing Company have made less operating income in comparison of the last year.

In the Fiscal Year 2008/09, the net loss of all Public Enterprises under social sector was



Rs.283.2 million, such loss has been limited into Rs.152.2 million by reducing such loss in the FY 2009/10. In this Fiscal Year, among all Public Enterprises under social sector, Gorkhapatra Corporation and Rural Housing Co. Ltd. have been succeeded to make profit, rest of all are in loss. Rural Housing Company

Limited enjoyed the profit due to price hiking of land.

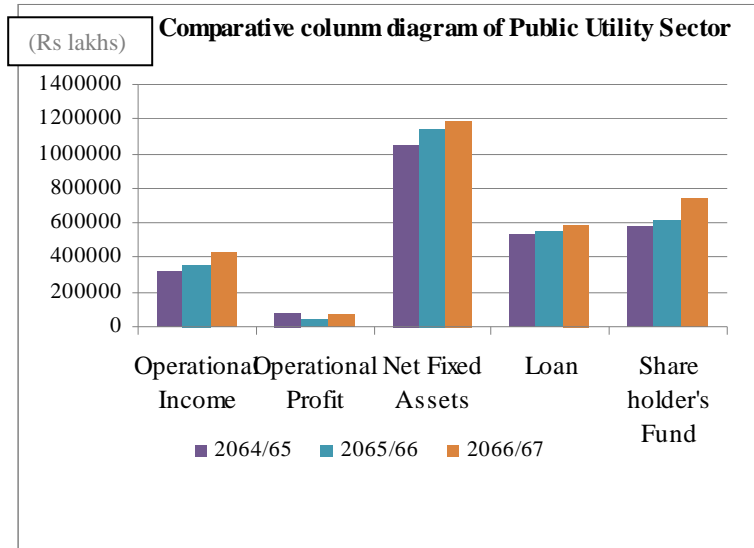
The total loan of Public Enterprises under social sector has been amounted to Rs. 234.6 million in the FY 2009/10. Among such loan, the highest loan liability of Rs.194.6 million to be repaid by Cultural Corporation and Gorkhapatra Corporation has the liability of Rs 40 million. At the end of FY 2009/10, the actual balance of net fixed assets of Public Enterprises under Social sector has been Rs 986.5 million, which has been reduced by Rs. 80 million from the balance of last year Rs 1.67 billion.

Shareholders' Fund of the Enterprises under the social sector was Rs 1.18 billion at last year, which further decreased in FY 2009/10 and came into Rs. 1.15 billion. The shareholders' fund of Cultural Corporation has been found negative with Rs. 11.9 million, rest of all have the positive worth in shareholders fund. The performance of Public Enterprises under social sector has not been found satisfactory due to decreasing operating income, increasing loss and reduction in shareholders fund.

The total number of employees of Public Enterprises under social sector was 2028 which has come into to 2037 in this year by increasing the number of 9 more employees. The largest numbers of employees are in Janak Educational Material Center and in Gorkhapatra Corporation, 775 and 706 respectively. Whereas the lowest number of employees of 83 are in Cultural Corporation. Due to the large number of contract staffs, Janak Educational Material Center has been facing the problem of overstaffing.

**Public Utility Sector**

There are three Public Enterprises under public utility sector. Total operating income of this



sector has been increased by 20.29 percent than in the last year and came into Rs.42.48 billion. Under this sector, Nepal Telecom has obtained the highest operating income of Rs.25.06 billion, whereas, Nepal Drinking Water Corporation has the lowest operating income of Rs.261.7 million.

While assessing overall profit and loss of the Public Enterprises of this sector, profit of Rs. 4.57 billion has been found in last year and the profit has come into Rs. 6.61 billion by increasing at the rate of 44.46 percent. In this FY, Nepal Electricity has borne Rs. 4.5 billion, likewise the loss of Nepal Drinking Water Corporation came into Rs. 118.1 million. Because of the highest profit of Rs10.78 billion earned by Nepal Telecom, the Public Enterprises under the public utility sector have been remained in profit.

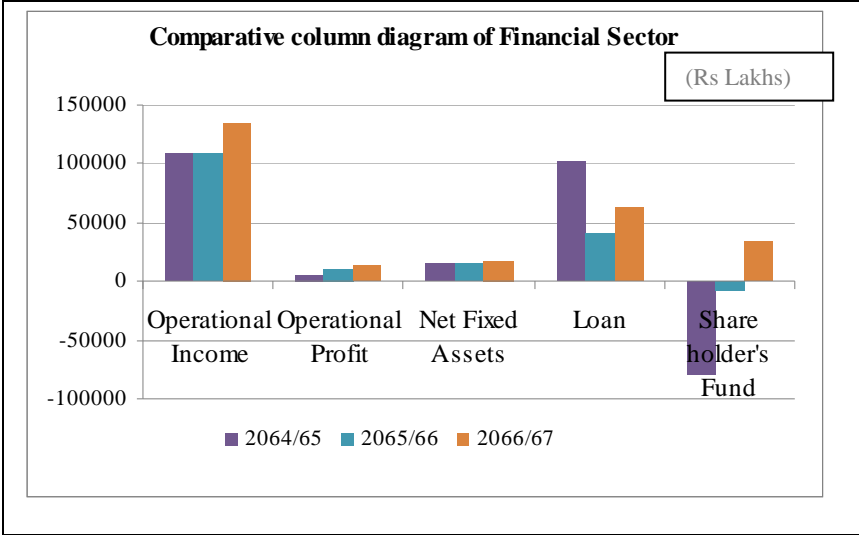
In the end of FY 2009/10, the total fixed asset of Public Enterprises under this sector has been found equivalent to Rs. 119.09 billion, which was equivalent to Rs114.41 billion in last year. Public Enterprises under this sector have made huge investment in infrastructure development which resulting the increment in fixed assets. The shareholders' fund of Public Enterprises under public utility sector has been found positive net worth with Rs.74.49 billion. All three Public Enterprises under this sector have positive shareholders' fund. The net outstanding loan amount of these Public Enterprises has been Rs.58.84 billion. Among such loan Nepal Electricity Authority constitutes the loan of Rs.58.03 billion, while Nepal Drinking Water Corporation constitutes loan amount of Rs.812.1 million. Nepal Telecom has not borrowed any



loan from anywhere. The number of employees in Public Enterprises under this sector was 16106 in last year and this number has been decreased to 16078 at this year.

**Financial Sectors**

There are 8 Public Enterprises operating under financial sector. The operating income of the Enterprises under this sector was Rs.10.93 billion in last year and, it has been attained to Rs. 13.45 billion in FY 2009/10 by increasing 23.09 percent than the last year. Among all the



Public Enterprises under financial sector, Citizen Investment Fund has increased its operating income by 128.93 percent than in last year and has attained to Rs.173.3 million. Similarly,

Deposit and Credit Security Corporation Limited and Agriculture Development Bank have been succeeded to increase its operating income by 122.67% and 33.37% respectively. The operating income of Nepal Industrial Development Corporation has been decreased by 80.67% as compared with the previous year. Similarly, operating income of Nepal Stock Exchange has also been decreased by 15.91%. Due to existing effect of long term depression in share market; the operating income of Nepal Stock Exchange has been decreased.

While analyzing the statement of profit and loss of this sector, the total profit was Rs. 4.33 billion in FY 2008/09 and it has been increased by 10.14 percent in this fiscal year 2009/10 by attaining to Rs.4.77 billion. Rastriya Banijya Bank and Agriculture Development Bank have been succeeded to make net profit of Rs. 1.91 billion and Rs.1.89 billion respectively, whereas the lowest profit has been found to be earned by the Nepal Housing Finance Limited. Nepal Housing Company Limited had made profit of Rs.21.70 million in last year which amount has been fallen down into Rs. 13.8 million this year. The main reason of such decrement can be considered as long term depression of real estate transaction.

In the previous year, the amount of deposit collection was Rs.104.60 billion which has been reduced and come into Rs.103.77 billion in this year. Thus, the deposit made by banks and financial institutions has been affected due to unexpected fewer expenses and increment in saving from the side of Government.

The outstanding loan of the Public Enterprises under financial sector was Rs.4.15 billion in last year, which has been further increased and came into Rs.6.34 billion in this year. Among this figure, Agriculture Development Bank has loan liabilities of Rs.2.30 billion and Rastriya Banijya Bank has the liability of the loan amounted Rs.4.04 billion.

The net loan flow of financial sector was Rs.97.47 billion in FY 2008/009. Such loan flow has been reduced and attained to Rs 64.69 billion. In this FY Agriculture Development Bank has increased its loan flow and investment whereas, Rastriya Banijya Bank has highly decreased its loan flow in comparison of the last year.

The shareholders' fund of Public Enterprises under financial sector had been in negative net worth of Rs.804.6 million in FY 2008/009, it has been turned in to positive net worth of Rs.3.50 billion in this FY. In last year, Rastriya Banijya Bank had negative net worth of Rs.13.47 billion, which slightly improved and such negative net worth has been turned into Rs.10.06 billion in this year. After the implementation of Financial Sector Reform Program in 2002, with the assistance of World Bank, the shareholders' fund of Rastriya Banijya Bank has been under increasing trend.

#### **Managerial Leadership:**

There are two types of human resources working in the Public Enterprises such as Top Level Management and functioning staff. The functioning staffs of the Enterprises are appointed by the management of the Enterprises to operate the functions of the Enterprises and to support management to get its goal, whereas in practice Government of Nepal used to directly appoint to the Chief Executive and General Manager of the top level management.

Though there is policy of the Government of Nepal to appoint Board of Directors by competent, skilled and professional expert, and to appoint Executive Director of the enterprise by holding competition among competent personalities, who possesses managerial competency by making performance contract, the implementation Chapter of this policy is found to be very poor. It was found that the heads in 4 Public Enterprises under the Ministry of Finance, such as National Insurance Company, Citizen Investment Trust, Nepal Stock Exchange and Employees' Provident Fund, have been appointed with performance contract after conducting a competition by announcing vacancy through public media. An interesting event was seen in Janakpur Cigarette Factory that where the Head of the factory was appointed by making competition through an interview and the workers of the factory called on strike against the appointment of the Head of the factory who was succeeded to be first position in competition. Due to result of such strike of the union of employees the selected person by competition couldn't get chance to commence his service. Thereafter another person who was just below in capability according to hierarchy was appointed for the post. In all of the rest Enterprises, it

was found that the appointments have been found to be made without holding any competition and without concluding any performance contract.

**Human Resource Management:**

The number of appointed functioning staffs in the Fiscal Year 2008/009 was 33603, whereas in the FY 2009/10 such staffs came into 33526. The average monthly expenditure for the employees working in the enterprises was Rs.27, 110.00 (per head) in the fiscal year 2008/009, whereas it has reached to Rs.34, 126.00 in the fiscal year 2009/10 but the productivity of the Public Enterprises has been found to be very low in the ratio of the number of staffs in comparison with the number of employees and their productivity of private enterprises. There is high probability of the Public Enterprises by suffering financial crisis in future because of the tendency of employees of such Enterprises seeking unnecessary benefit whenever the enterprise gains some annual profit. On the one hand, the concept of competition has not been developed in the employees of the Public Enterprises due to lack of competency and expertise, and on the other hand, there is tendency among the employees to get over facilities more than their contribution to the Enterprises. The Public Enterprises have been habituated by the claim of the employees by raising voices for their professional freedom. It is crystal clear that most of employees of the Public Enterprises have not been succeeded to perform their competency, effectiveness and creativity while performing their own duty as per the changing nature of society and modern technology. Last time, the bitter truth has been experienced that the demand to increment the facilities like gratuity, pension after the retirement has been rising than the demand of facilities during their working period. In this situation, it is essential to make policy decision by giving due consideration to the real situation carefully.

**Status of Audit:**

Though the law has prescribed clear provisions by mentioning time frame to audited their transaction regularly, it has been found that some of the Public Enterprises do not obey the mandatory legal provision regarding auditing in time. Out of 36 Public Enterprises, 16 Public Enterprises have made audit of their transaction upto the fiscal year 2009/10, 12 Enterprises have made upto FY 2008/009 and two enterprise have made audit upto FY 2007/008. The details of the Enterprises which have the responsibility to make audit in time but having so poor situation of auditing have been mentioned in the Table No 8. It is mandatory legal provision that all the Public Enterprises have the responsibility to get audited in every year by the concerned auditor as prescribed by the law. The situation of auditing mentioned here clearly shows the tendency of lack of accountability, bad intuition and carelessness of the management of the concerned Public Enterprises. It is necessary to pay attention of concerned authority.

**The Situation of the Board of Directors of Public Enterprises:**

Government of Nepal had adopted the policy by making provision to limit the number of members in Board of Directors up to five nos. by making representation of skilled, expert and professional manpower with the objective to achieve the expected goal by reforming operation

and management system of the Public Enterprises. Such provisions have been adopted by most of the Public Enterprises. However, that rule has not been followed by some Public Enterprises due to separate legal provision prescribed by concerned regulatory Act/Rules regarding the number of Board of Directors. The details of Public Enterprises having more than 5 nos of Directors have been mentioned in the Table No.9.

**Position of Equity and Loan Investment of the Government of Nepal:**

The equity investment of Government of Nepal In the government owned enterprises in FY 2009/10 has been Rs.82.76 billion which has been decreased by Rs.3.38 billion than in the fiscal year 2008/009. Likewise, towards the loan investment, the total loan investment of Government of Nepal in Public Enterprises at the end of FY2009/010 has been found altogether Rs 84.92 billion. Amongst such amount, Rs.65.34 billion has been invested in external sector and Rs. 19.58 billion in internal sector. The total loan investment amount of the Government of Nepal in last FY 2008/09 was Rs.74.60 billion. The Public Enterprises, to whom the additional loan has been provided by the Government of Nepal, are Janakpur Cigarette Factory Ltd., Herbs Production & Processing Company Ltd., Nepal Medicine Ltd., Nepal Orind Magnesite (Pvt.) Ltd., National Trading Ltd., Nepal Oil Corporation, Nepal Transit and Warehouse Company Ltd., Nepal Airlines Corporation, Civil Aviation Authority of Nepal, Nepal Drinking Water Corporation and Nepal Electricity Authority.

The difference has been found in data obtained from concerned Public Enterprises and Office of the Financial Comptroller General regarding equity and loan investment made by the Governments of Nepal in Public Enterprises since past years. It has not been adjusted even in this Fiscal Year. In this situation, because of the difference in balance sheet for a long time, additional complexity in verification can be raised in the future and the real financial position of Public Enterprises will not be traced out. The decision has been made by Nepal Government (Deputy Prime –Ministerial level) on February 17, 2011 to constitute a committee under the leadership (presidency) of Joint Comptroller General by comprising Planning Chief of concerned Enterprises, representative member of Ministry of Finance as the member and Deputy Comptroller General as member secretary by giving instruction to the committee to submit the report within 45 days after completing the task in order to verify and tally the account by addressing the prevailing problems regarding account. The committee has started its work. Therefore, we hope that the problem in this regard will be solved in next year.

The comprehensive details of equity and loan investment of Government of Nepal in Public Enterprises has been given in Table No.3 (A) and 3(B). The difference between the details obtained from the Public Enterprises and the Office of the Financial Comptroller General have been mentioned in Table No. 10(A) and 10 (B).

**Unfunded Liabilities:**

Due to lack of fiscal discipline, the liability of the Enterprises to provide facilities to the employees while their retirement including the facilities of gratuity, medical allowance and the amount of leave have been unfunded likewise no possible liability of the Public Enterprises has

been found to be funded. The unfunded liabilities of Public Enterprises on FY 2009/010 have been mentioned in Table No. 11. The unfunded liability and possible liability of FY 2009/010 of the Public Enterprises became Rs. 29.38 billion by increasing 10.23 percent than the last year. In this way, the financial condition of the concerned Enterprises will be unaffordable by increasing unfunded liabilities in year by year and consequently the entire liabilities of the Public Enterprises will be transferred into the treasury of the Government. Therefore, it is essential to adopt the possible methods for the settlement of above mentioned problem by holding a serious discussion in this regard.

#### **Operational Planning:**

Most of the enterprises have not formulated their working plan by clearly defining goal, function, result, quantity, and certification of operational planning as per the vision, strategy and program. Not only operational planning, but also short term, mid term and long term improvement planning are lacking in the most of the Public Enterprises. Some Enterprises which have formulated operational have not been able to implement it properly. It seems necessary to formulate daily, weekly, monthly, quarterly, half yearly and annual operational planning by mentioning important dimensions along with human resource management, capital mobilization, estimation of demand and supply, price determination, marketing management, procurement management, and conflict management which are directly connected with the life of the enterprises. Likewise, the formation of long-term improvement planning is also required.

#### **Legal Provisions Regarding Incorporation of Enterprises**

Altogether 36 enterprises have been constituted under the 5 different Acts. Among them, 22 enterprises have been incorporated under Companies Act, 2 enterprises under Corporation Act, 7 enterprises under Concerned Specific Act, 2 enterprises under Communication Act and 3 enterprises under Bank and Financial Institution Act. The operational basis of these Public Enterprises incorporated for the production and distribution of goods and services are different because of their regulation by different Acts. There is no uniformity in the Regulation made by different Enterprises that have been incorporated by different Acts. Therefore, there is no uniformity in incorporation and operation procedure of different Public Enterprises including procedures of appointment and the facilities to be provided to the employees of the Public Enterprises.

By giving due consideration to the situations as mentioned above, it has been proposed, in the public speech of FY 2009/10, to constitute a "High Level Public Enterprises Management Board" for the strategically uniformity and effective monitoring for the improvement in the management of Public Enterprises. Now, that proposal is under the consideration in the Government of Nepal, Committee for Economic and Infrastructure under the Council of Ministers.

### **Conflict Management:**

Conflicts relating to two major subjects have been found in of Public Enterprises. Those conflicts are – the conflicts relating to improvement of the management to make the performance of the Enterprises effective and the conflicts relating to the subject of increment in the service and facilities to the employees. It has been found that the conflicts relating to terms and conditions of service and facilities of employees have got priority rather than the conflicts relating to policy, strategy, working plan for the improvement of the Enterprises. While giving consideration to the information collected from 30 Public Enterprises, number of 9 conflicts are relating to employees' service –conditions and facilities where 3 conflicts are relating to renovation of planning.

Natural and normal method of conflict management like- periodic interaction, dialogue, co-operation and formulation of short term and long-term planning and their execution have been found to be weak. Instead of that, the systems direct intervention like ultimatum, lockout, blockade, seizure in the production and sale of services has been emerging everywhere on the surface. Priority has been to be given directly submitting issue before high level authority such as Prime Minister, Minister of the concerned Ministry, committee of parliament and constitutional bodies rather than trying to address the conflicts through the hierarchical order of the management.

It has been found that the origin, operation and leadership of issues pertaining to the conflict have been handled by different organizations and unions established as sister organization of the Political Parties. These Enterprises need to be oriented to get the leadership in creation and management of conflict by centralizing its efforts in the subject of improvement of the Enterprises rather than alteration in the facilities and terms and condition of the services.

During the FY2009/10, the employees on National Construction Company Ltd. locked the office of the Chief of the Enterprise upto 31 days by demanding for permanent and facilities like permanent staffs from the date of their appointments. Likewise, the workers of Hetauda Cement Industries also locked out the compound of the industry for months by imposing the same demands. The employees of National Trading Ltd, Nepal Stock Exchange Ltd., Udayapur Cement Industries Limited, Nepal Oil Corporation, Nepal Industrial Development Corporation Ltd., Nepal Airlines Corporation, and Agriculture Development Bank had conducted movements like picketing, blockade and strike by demanding for the increment of allowances and facilities. The employees of National Insurance Corporation, Rural Housing Company Limited and Janakpur Cigarette Factory conducted the programs of strikes like picketing and blockade by demanding for the dismissal of Chief Executive along with the General Manager.

After every movement holding in the Enterprises, dialogues have been found to be held with the management, Board of Directors and even in Ministry level in some cases. The Ministry for Commerce and Supply had settled the movement held by the employees of Nepal Oil Corporation by holding discussions with the leader of the employees and similarly the movement of the employees of National Insurance Company and Nepal Stock Exchange Ltd.

was concluded by holding discussion with the Ministry of Finance. Generally, the dialogues have been found to be ended in the consensus but the movement of the employees of National Insurance Corporation with a demand of the change of General Manager was ended without any conclusion. But it was informed that the movement of Janakpur Cigarette Factory with the same demand of resignation of the General Manager of the Factory was concluded after resignation of the General Manager of the factory.

The movements of picketing, blockade, strikes, with the demands relating to facilities of the employees have been found to be ended with consensus after dialogues and discussions in order to solve prevailing problems immediately. The endeavor has been found to solve the problem in ad-hoc basis for only short term solution of conflict only after raising the conflict in pick position. Fundamentally the most of the conflicts have been found to be related with increment of allowance and facilities of the employees. Most of the demands can be seen beyond the capacity of the Enterprises and were forwarded without being conscious towards the balance to other Enterprises.

#### **Coordination:-**

Both internal and external coordination in Public Enterprises are found to be in poor condition. After analyzing the facts obtained to prepare the 'REVIEW' it has been found that the conflict between the Executive Chairman and General Manager of Nepal Airlines Corporation was increased due to lack of coordination. That Enterprise couldn't succeed to make sufficient coordination even with Ministry of Tourism and Civil Aviation and Civil Aviation Authority and the Ministry of Finance along with other related institutes. Consequently the work performance and business of the Corporation was turning into worsened.

National Trading Limited has often complained regarding it has not get chance to sell the products of Heatuda and Udayapur Cement. Nepal Timber Corporation could not sell wooden pillars produced by it and Nepal Electricity Authority could not purchase required wooden pillars easily.

Poor coordination between Department of Road, Nepal Telecom Limited, Nepal Electricity Authority and Nepal Drinking Water Corporation in the work relating to the drainage construction has been experienced by all.

The incidents like strike, blockade, and lock out were repeated time and again because of the poor coordination between Top Level Management and Functioning staffs. The statement, "we will be encouraged if the government's body [Ministry of Finance] helps us to solve every small and huge problems by taking our guardianship for the progress of enterprises" given by the chief of the Food Corporation during the interaction with him in course of preparing the "Annual Review" of Public Enterprises, is remarkable.

If the Public Enterprises maintain better-coordination with different institution like market representative, competitors, financial institutions, government institutions, institution relating to modern technology which are beneficial to their operational income, it will be helpful for

the enterprises in successful operation. Therefore, it is essential for the enterprises to take steps for it.

The expected coordination could not be taken place among Public Enterprises, Line Ministry, Ministry of Finance, office of the Prime Minister and Cabinet and national Planning Commission to speed up the efficiency in performance of the enterprises. A step has been forwarded by the Ministry of Finance to constitute a High- Level Public Enterprises Management Board by realizing that sole effort of the Enterprises Coordination Branch of Ministry of Finance couldn't be effective to make coordination between all the Public Enterprises.

### **Monitoring & Evaluation**

Two types of monitoring and evaluation need to be performed in Public Enterprises:-

(A) To be performed by top level managements of the Public Enterprises –Monitoring and Evaluation of the performance of functioning staffs.

(B) To be done by Ministry – Monitoring of the work performed by the Chief Executive of the Public enterprises.

The work performance of functioning staffs has not been found effective due to the tendency of recruiting most of the employees in temporary basis or in a contract basis in the beginning and making them permanent by following simple formalities. The system of career development, increment in facilities, punishment and reformative system should be made strong on the basis of competency, expertise and work performance of the employees.

Clear policy and mechanism has been found to be lacking for the monitoring and evaluation of Public Enterprises. Proper monitoring and evaluation of the business plan and programs conducted by Public Enterprises have not been carried out by the concerned Ministry efficiently. The tendency of crying for support to the Ministry of Finance for carry on the Public Enterprises has been found only after the Public Enterprises came into worsened situation due to shortage of operational capital. System of regular monitoring of the performance of the heads of the Enterprises, evaluation of the monthly progress report, basic standard for the selection of the Chief and Directors of the Enterprises, formation of performance contract while recruiting in the post of Chief Executive and Director and foundation of the evaluation of work performance of the Management of the Public Enterprises have yet to be established.

It has been found through the corresponding documents of several line Ministries that most of the Ministries have been centralized their role only in the Ministry of Finance by ignoring the required initiations to be played by them pertaining to solve strikes of the employees for increment of their facilities, principal and interests of the loan to be repaid to the banks etc.. The attention of most of the Ministries has been found to be centralized only in the political appointments in the Public Enterprises having under their jurisdiction.



**Table 1: Summary of Financial Efficiency of Government Owned Public Enterprises**

S. N.	PE's Name	Operating Profit (Rs. in million)			Net Capital Investment (Rs. in million)			Operating Profit to Net capital (%)			Number of Employees		
		Actual for 2009/10	Revised estimate for 2010/11	Projected for 2011/12	Actual for 2009/10	Revised estimate for 2010/11	Projected for 2011/12	Actual for 2009/10	Revised estimate for 2010/11	Projected for 2011/12	Actual for 2009/10	Revised estimate for 2010/11	Projected for 2011/12
<b>Industrial Sector</b>													
1	Dairy Development Corporation	14.8	(0.6)	0.5	338.2	334.8	350.3	4.38%	-0.18%	0.14%	1,164	1,184	1,223
2	Herbs Production and Processing Co. Ltd.	0.4	4.1	3.1	(47.1)	(54.3)	(65.7)	-0.85%	-7.55%	-4.72%	210	210	210
3	Hetauda Cement Industries Ltd.	116.3	54.6	258.6	280.9	355.0	608.4	41.40%	15.38%	42.50%	615	595	561
4	Janakpur Cigarette Factory Ltd.	(510.9)	27.3	-	46.0	52.6	-	-1110.65%	51.90%	#DIV/0!	985	947	-
5	Nepal Drugs Ltd.	(80.1)	2.7	-	(198.6)	110.0	-	40.33%	2.45%	#DIV/0!	286	-	-
6	Udayapur Cement Industries Ltd.	(109.6)	(243.6)	(47.3)	3,554.0	4,747.9	5,250.9	-3.08%	-5.13%	-0.90%	549	548	548
7	Nepal Orind Magnesite Pvt. Ltd.	69.7	(81.3)	(80.3)	(1,964.4)	(1,979.6)	(2,060.9)	-3.55%	4.11%	3.90%	68	67	67
	<b>Total</b>	<i>(499.4)</i>	<i>(236.8)</i>	<i>134.6</i>	<i>2,009.0</i>	<i>3,566.4</i>	<i>4,083.0</i>				<i>3,877</i>	<i>3,551</i>	<i>2,609</i>
<b>Trading Sector</b>													
8	Agriculture Inputs Company Ltd.	182.5	178.8	173.0	663.8	1,605.9	1,706.4	27.49%	11.13%	10.14%	215	215	215
9	National Seeds Company Ltd.	(6.1)	2.0	5.3	204.4	229.0	222.4	-2.98%	0.87%	2.38%	73	73	73
10	National Trading Corporation Ltd.	52.1	-	-	(119.6)	-	-	-43.56%			398	-	-
11	Nepal Food Corporation	212.4	239.1	255.0	83.8	83.1	96.3	253.46%	287.73%	264.80%	577	577	577
12	Nepal Oil Corporation Ltd.	(928.1)	(829.0)	1,169.9	(2,719.6)	(3,430.3)	(1,667.5)	34.13%	24.17%	-70.16%	791	784	617
13	The Timber Corporation of Nepal Ltd.	217.6	204.8	222.5	357.4	437.9	528.2	60.88%	46.77%	42.12%	363	296	-
	<b>Total</b>	<i>(269.6)</i>	<i>(204.3)</i>	<i>1,825.7</i>	<i>(1,529.8)</i>	<i>(1,074.4)</i>	<i>885.8</i>				<i>2,417</i>	<i>1,945</i>	<i>1,482</i>
<b>Service Sector</b>													
14	Industrial District Management Ltd.	8.6	(5.5)	(8.5)	175.5	175.7	183.8	4.90%	-3.13%	-4.62%	196	198	265
15	National Construction Company Nepal Ltd.	2.6	6.1	5.0	102.5	73.2	69.2	2.54%	8.33%		103	75	44
16	Nepal Transit and Warehouse Ltd.	(3.1)	2.9	5.4	155.5	169.2	186.5	-1.99%	1.71%	2.90%	115	115	115
17	Nepal Eng. Consultancy Service Cen. Ltd.	(3.0)	-	-	12.5	-	-	-24.00%	#DIV/0!	#DIV/0!	12	12	-
18	Nepal Airlines Corporation	287.9	-	-	379.3	-	-	75.90%	#DIV/0!		1,426	-	-
19	National Productivity & Eco. Dev. Centre Ltd.	(6.3)	(3.1)	(3.6)	22.6	20.8	18.1	-27.88%	-14.90%	-19.89%	25	25	24
20	Civil Aviation Authority of Nepal	2,061.4	-	-	17,948.8	-	-	11.48%	#DIV/0!		870	-	-
	<b>Total</b>	<i>2,348.1</i>	<i>0.4</i>	<i>(1.7)</i>	<i>18,796.7</i>	<i>438.9</i>	<i>457.6</i>				<i>2,747</i>	<i>425</i>	<i>448</i>

Contd.....

**Table 1: Summary of Financial Efficiency of Government Owned Public Enterprises**

S. N.	PE's Name	Operating Profit (Rs. in million)			Net Capital Investment (Rs. in million)			Operating Profit to Net capital (%)			Number of Employees		
		Actual for 2009/10	Revised estimate for 2010/11	Projected for 2011/12	Actual for 2009/10	Revised estimate for 2010/11	Projected for 2011/12	Actual for 2009/10	Revised estimate for 2010/11	Projected for 2011/12	Actual for 2009/10	Revised estimate for 2010/11	Projected for 2011/12
<b>Social Sector</b>													
21	Sanskritik Sansthan	(14.6)	(12.8)	(14.3)	182.7	450.7	460.5	-7.99%	-2.84%	-3.11%	83	79	79
22	Gorkhapatra Sansthan	11.0	12.0	2.4	143.9	140.8	182.7	7.64%	8.52%	1.31%	706	-	-
23	Janak Shiksha Samagri Kendra Ltd.	(97.3)	(37.5)	14.5	253.7	220.9	397.4	-38.35%	-16.98%	3.65%	775	775	766
24	Nepal Television	(26.7)	15.2	4.9	737.3	976.4	978.0	-3.62%	1.56%	0.50%	389	389	-
25	Rural Housing Company Ltd.	3.5	16.4	30.8	59.4	111.6	123.1	5.89%	14.70%	25.02%	84	84	116
	<b>Total</b>	<i>(124.1)</i>	<i>(6.7)</i>	<i>38.3</i>	<i>1,377.0</i>	<i>1,900.4</i>	<i>2,141.7</i>				<i>2,037</i>	<i>1,327</i>	<i>961</i>
<b>Public Utility Sector</b>													
26	Nepal Drinking Water Corporation	13.8	13.3	23.8	1,861.6	1,974.8	2,238.7	0.74%	0.67%	1.06%	1,107	1,098	908
27	Nepal Electricity Authority	(5,219.3)	(6,923.0)	(7,562.7)	79,339.6	89,276.2	95,942.8	-6.58%	-7.75%	-7.88%	9,168	9,765	9,770
28	Nepal Doorsanchar Company Ltd.	12,278.3	15,193.7	15,296.1	52,504.7	60,221.8	67,897.7	23.39%	25.23%	22.53%	5,803	8,104	8,104
	<b>Total</b>	<i>7,072.8</i>	<i>8,284.0</i>	<i>7,757.2</i>	<i>133,705.9</i>	<i>151,472.8</i>	<i>166,079.2</i>				<i>16,078</i>	<i>18,967</i>	<i>18,782</i>
<b>Financial Sector</b>													
29	Agricultural Development Bank Ltd.	(1,220.3)	180.8	695.0	2,927.6	(1,977.2)	(750.2)	-41.68%	-9.14%	-92.64%	2,974	3,261	3,250
30	Rastriya Beema Sansthan (Life)	503.4	629.1	629.5	10,523.9	11,100.9	11,516.8	4.78%	5.67%	5.47%	108	118	151
	Rastriya Beema Sansthan (Non Life)	105.1	96.8	106.9	741.3	790.3	861.3	14.18%	12.25%	12.41%	126	130	168
31	Nepal Industrial Development Corporation Ltd.	414.5	448.5	515.7	714.6	1,825.7	2,099.6	58.00%	24.57%	24.56%	98	73	73
32	Rastriya Banijya Bank Ltd.	1,298.2	1,495.9	2,155.9	61,586.8	63,989.8	65,786.3	2.11%	2.34%	3.28%	2,884	2,855	2,828
33	Deposit and Credit Guarantee Corporation Ltd.	127.9	41.1	270.8	219.9	146.0	1,343.2	58.16%	28.15%	20.16%	18	31	31
34	Nepal Housing Development Finance Co. Ltd.	21.6	38.1	57.2	209.2	211.7	231.0	10.33%	18.00%	24.76%	18	18	18
35	Nepal Stock Exchange Ltd.	79.9	95.9	105.5	358.7	525.5	597.6	22.27%	18.25%	17.65%	36	36	36
36	Citizen Investment Trust	124.3	146.3	184.5	266.7	369.9	611.0	46.61%	39.55%	30.20%	108	120	130
	<b>Total</b>	<i>1,454.6</i>	<i>3,172.5</i>	<i>4,721.0</i>	<i>77,548.7</i>	<i>76,982.6</i>	<i>82,296.6</i>				<i>6,370</i>	<i>6,642</i>	<i>6,685</i>
	<b>Grand Total</b>	<i>9,982.4</i>	<i>11,009.1</i>	<i>14,475.1</i>	<i>231,907.5</i>	<i>233,286.7</i>	<i>255,943.9</i>	-	-	-	<i>33,526</i>	<i>32,857</i>	<i>30,967</i>

<b>Table No. 2: Compiled Balance sheet (As at the end of FY 2009/10)</b>										
S. N	PE's Name	Liabilities (Rs. in million)				Assets (Rs. in million)				
		Share Holders' Fund	Loan	Others	Total	Net Fixed Assets	Investment	Working Capital	Other Assets	Total
<b>Industrial Sector</b>										
1	Dairy Development Corporation	356.9	3.3		360.2	269.4	22.0	68.8	-	360.2
2	Herbs Production and Processing Co. Ltd.	(108.0)	60.9		(47.1)	12.3	-	(59.4)	-	(47.1)
3	Hetauda Cement Industries Ltd.	280.8	386.1		666.9	239.5	461.1	(33.7)	-	666.9
4	Janakpur Cigarette Factory Ltd.	(705.5)	805.5		100.0	40.0	54.0	6.0	-	100.0
5	Nepal Drugs Ltd.	(379.4)	182.1		(197.3)	24.1	1.3	(222.7)	-	(197.3)
6	Udayapur Cement Industries Ltd.	1,875.1	1,740.0		3,615.1	3,467.3	61.1	86.7	-	3,615.1
7	Nepal Orind Magnesite Pvt. Ltd.	(3,147.1)	1,182.7		(1,964.4)	391.4	-	(2,355.8)	-	(1,964.4)
	<b>Total</b>	<b>(1,827.2)</b>	<b>4,360.6</b>	<b>-</b>	<b>2,533.4</b>	<b>4,444.0</b>	<b>599.5</b>	<b>(2,510.1)</b>	<b>-</b>	<b>2,533.4</b>
<b>Trading Sector</b>										
8	Agriculture Inputs Company Ltd.	741.1	-	-	741.1	758.5	77.3	(94.7)	-	741.1
9	National Seeds Company Ltd.	243.2	-	-	243.2	69.7	38.8	134.7	-	243.2
10	National Trading Corporation Ltd.	(98.9)	-	-	(98.9)	28.9	7.7	(135.5)	-	(98.9)
11	Nepal Food Corporation	(111.3)	204.3	-	93.0	171.9	9.2	(88.1)	-	93.0
12	Nepal Oil Corporation Ltd.	(8,126.3)	11,441.0	-	3,314.7	677.6	17.6	2,607.9	11.6	3,314.7
13	The Timber Corporation of Nepal Ltd.	302.7	54.7	-	357.4	312.0	-	45.4	-	357.4
	<b>Total</b>	<b>(7,049.5)</b>	<b>11,700.0</b>	<b>-</b>	<b>4,650.5</b>	<b>2,018.6</b>	<b>150.6</b>	<b>2,469.7</b>	<b>11.6</b>	<b>4,650.5</b>
<b>Service Sector</b>										
14	Industrial District Management Ltd.	257.3	-	87.1	344.4	125.8	168.9	49.7	-	344.4
15	National Construction Company Nepal Ltd.	102.5	-	-	102.5	5.1	-	97.4	-	102.5
16	Nepal Transit and Warehouse Ltd.	94.3	37.2	23.9	155.4	6.2	28.3	120.9	-	155.4
17	Nepal Eng. Consultancy Service Gen. Ltd.	12.5	-	-	12.5	8.9	-	3.6	-	12.5
18	Nepal Airlines Corporation	(1,178.3)	1,084.2	-	(94.1)	530.9	6.2	(631.2)	-	(94.1)
19	National Productivity & Eco. Dev. Centre Ltd.	22.6	-	-	22.6	0.9	30.5	(8.8)	-	22.6
20	Civil Aviation Authority of Nepal	10,338.7	1,753.3	-	12,092.0	10,441.0	902.4	748.6	-	12,092.0
	<b>Total</b>	<b>9,649.6</b>	<b>2,874.7</b>	<b>111.0</b>	<b>12,635.3</b>	<b>11,118.8</b>	<b>1,136.3</b>	<b>380.2</b>	<b>-</b>	<b>12,635.3</b>

Contd.....

<b>Table No. 2: Compiled Balance sheet (As at the end of FY 2009/10)</b>										
S. N	PE's Name	Liabilities (Rs. in million)				Assets (Rs. in million)				
		Share Holders' Fund	Loan	Others	Total	Net Fixed Assets	Investment	Working Capital	Other Assets	Total
	<b>Social Sector</b>									
21	Sanskritik Sansthan	(11.9)	194.6	-	182.7	164.4	-	18.3	-	182.7
22	Gorkhapatra Sansthan	103.9	40.0	-	143.9	41.2	-	102.7	-	143.9
23	Janak Shiksha Samagri Kendra Ltd.	253.8	-	-	253.8	249.3	0.1	4.4	-	253.8
24	Nepal Television	737.3	-	-	737.3	527.4		209.9	-	737.3
25	Rural Housing Company Ltd.	66.8	-	-	66.8	4.2	7.4	55.2	-	66.8
	<b>Total</b>	<b>1,149.9</b>	<b>234.6</b>	<b>-</b>	<b>1,384.5</b>	<b>986.5</b>	<b>7.5</b>	<b>390.5</b>	<b>-</b>	<b>1,384.5</b>
	<b>Public Utility Sector</b>									
26	Nepal Drinking Water Corporation	183.9	812.1	-	996.0	934.1	-	61.9	-	996.0
27	Nepal Electricity Authority	21,803.3	58,025.3	715.9	80,544.5	100,038.0	4,968.9	(25,667.2)	1,204.8	80,544.5
28	Nepal Doorsanchar Company Ltd.	52,504.6	-		52,504.6	18,116.1	13,034.2	21,354.3		52,504.6
	<b>Total</b>	<b>74,491.8</b>	<b>58,837.4</b>	<b>715.9</b>	<b>134,045.1</b>	<b>119,088.2</b>	<b>18,003.1</b>	<b>(4,251.0)</b>	<b>1,204.8</b>	<b>134,045.1</b>
	<b>Financial Sector</b>									
29	Agricultural Development Bank Ltd.	10,867.5	2,300.0	33,949.9	47,117.4	968.7	38,417.0	(1,130.0)	8,861.7	47,117.4
30	Rastriya Beema Sansthan (Life)*	163.0		78.5	241.5	10.3	10,871.2	(40.5)	34.8	10,875.8
	Rastriya Beema Sansthan (Non Life)*	741.3		424.3	1,165.6	29.5	1,235.8	(399.0)	41.7	908.0
31	Nepal Industrial Development Corporation Ltd.	714.6		109.5	824.1	111.4	294.2	418.5	-	824.1
32	Rastriya Banijya Bank Ltd.	(10,056.4)	4,039.7	68,728.0	62,711.3	481.2	12,762.4	9,237.3	40,230.4	62,711.3
33	Deposit and Credit Guarantee Corporation Ltd	245.6		-	245.6	4.4	402.5	(161.3)	-	245.6
34	Nepal Housing Development Finance Co. Ltd.	206.5		473.2	679.7	2.6	5.1	672.0		679.7
35	Nepal Stock Exchange Ltd.	355.7	-	3.0	358.7	38.0	287.6	33.1	-	358.7
36	Citizen Investment Trust	265.7	-	-	265.7	62.6	413.0	(209.9)	-	265.7
	<b>Total</b>	<b>3,503.5</b>	<b>6,339.7</b>	<b>103,766.4</b>	<b>113,609.6</b>	<b>1,708.7</b>	<b>64,688.8</b>	<b>8,420.2</b>	<b>49,168.6</b>	<b>123,986.3</b>
	<b>Grand Total</b>	<b>79,918.1</b>	<b>84,347.0</b>	<b>104,593.3</b>	<b>268,858.4</b>	<b>139,364.8</b>	<b>84,585.8</b>	<b>4,899.5</b>	<b>50,385.0</b>	<b>279,235.1</b>

\* The figures for Assets and Liabilities could not be reconciled in want of Balance Sheet from the corporation.

**Table 3(a): Details of Share Investment, Loan and Dividend Received from Public Enterprises  
( as per PEs Financial Statement )**

(Rs. in million)

S. N	PE's Name	Share Investment Upto 2009/10	Loan Investment Upto 2009/10			Dividend Received in FY 2009/10
			Internal	External	Total	
<b>Industrial Sector</b>						
1	Dairy Development Corporation	286.5	3.3	-	3.3	-
2	Herbs Production and Processing Co. Ltd.	27.5	60.9	-	60.9	-
3	Hetauda Cement Industries Ltd.	900.7	386.1	-	386.1	-
4	Janakpur Cigarette Factory Ltd.	40.8	805.5	-	805.5	-
5	Nepal Drugs Ltd.	74.8	182.1	-	182.1	-
6	Udayapur Cement Industries Ltd.	3,648.1	1,730.0	-	1,730.0	-
7	Nepal Orind Magnesite Pvt. Ltd.	375.0	1,182.7	-	1,182.7	-
	<b>Total</b>	<b>5,353.4</b>	<b>4,350.6</b>	<b>-</b>	<b>4,350.6</b>	<b>-</b>
<b>Trading Sector</b>						
8	Agriculture Inputs Company Ltd.	414.4	-	-	-	-
9	National Seeds Company Ltd.	118.5	-	-	-	-
10	National Trading Corporation Ltd.	169.3	488.4	-	488.4	-
11	Nepal Food Corporation	990.5	204.3	-	204.3	-
12	Nepal Oil Corporation Ltd.	95.1	11,441.0	-	11,441.0	-
13	The Timber Corporation of Nepal Ltd.	15.5	54.7	-	54.7	-
	<b>Total</b>	<b>1,803.3</b>	<b>12,188.4</b>	<b>-</b>	<b>12,188.4</b>	<b>-</b>
<b>Service Sector</b>						
14	Industrial District Management Ltd.	121.4	-	-	-	6.3
15	National Construction Company Nepal Ltd.	62.1	-	-	-	-
16	Nepal Transit and Warehouse Ltd.	12.2	37.2	-	37.2	-
17	Nepal Eng. Consultancy Service Cen. Ltd.	7.2	-	-	-	-
18	Nepal Airlines Corporation	162.3	1,084.2	-	1,084.2	-
19	National Productivity & Eco. Dev. Centre Ltd.	1.9	-	-	-	-
20	Civil Aviation Authority of Nepal	11,085.4	1,753.3	-	1,753.3	-
	<b>Total</b>	<b>11,452.5</b>	<b>2,874.7</b>	<b>-</b>	<b>2,874.7</b>	<b>6.3</b>
<b>Social Sector</b>						
21	Sanskritik Sansthan	13.2	194.6	-	194.6	-
22	Gorkhapatra Sansthan	11.5	40.0	-	40.0	-
23	Janak Shiksha Samagri Kendra Ltd.	450.0	-	-	-	-
24	Nepal Television	1,495.1	-	-	-	-
25	Rural Housing Company Ltd.	23.3	-	-	-	-
	<b>Total</b>	<b>1,993.1</b>	<b>234.6</b>	<b>-</b>	<b>234.6</b>	<b>-</b>
<b>Public Utility Sector</b>						
26	Nepal Drinking Water Corporation	347.6	812.1	-	812.1	-
27	Nepal Electricity Authority	38,640.3	58,025.3	-	58,025.3	-
28	Nepal Doorsanchar Company Ltd.	13,724.0	-	-	-	4,803.5
	<b>Total</b>	<b>52,711.9</b>	<b>58,837.4</b>	<b>-</b>	<b>58,837.4</b>	<b>4,803.5</b>
<b>Financial Sector</b>						
29	Agricultural Development Bank Ltd.	9,437.5	2,300.0	-	2,300.0	-
30	Rastriya Beema Sansthan (Life)	2.8	-	-	-	-
	Rastriya Beema Sansthan (Non Life)	58.4	-	-	-	-
31	Nepal Industrial Development Corporation Ltd	412.7	-	-	-	-
32	Rastriya Banijya Bank Ltd.	1,172.3	4,039.7	-	4,039.7	-
33	Deposit and Credit Guarantee Corporation Ltd.	32.2	-	-	-	13.8
34	Nepal Housing Development Finance Co. Ltd.	17.6	-	-	-	1.4
35	Nepal Stock Exchange Ltd.	20.5	-	-	-	-
36	Citizen Investment Trust	10.0	-	-	-	-
	<b>Total</b>	<b>11,164.0</b>	<b>6,339.7</b>	<b>-</b>	<b>6,339.7</b>	<b>15.2</b>
	<b>Grand Total</b>	<b>84,478.2</b>	<b>84,825.4</b>	<b>-</b>	<b>84,825.4</b>	<b>4,825.0</b>

**Table 3(b): Details of Share Investment, Loan and Dividend Received from Public Enterprises  
( as per FCGO Statement )**

( Rs. in million)

S. N	PE's Name	Share Investment Upto 2009/10	Loan Investment Upto 2009/10			Dividend Received in FY 2009/10
			Internal	External	Total	
<b>Industrial Sector</b>						
1	Dairy Development Corporation	286.5	-	3.3	3.3	-
2	Herbs Production and Processing Co. Ltd.	39.7	11.5	49.3	60.8	-
3	Hetauda Cement Industries Ltd.	900.7		151.1	151.1	-
4	Janakpur Cigarette Factory Ltd.	40.8	260.0		260.0	-
5	Nepal Drugs Ltd.	74.8	217.7		217.7	-
6	Udayapur Cement Industries Ltd.	3,648.1		2,225.0	2,225.0	-
7	Nepal Orind Magnesite Pvt. Ltd.	375.0	648.0		648.0	-
	<b>Total</b>	<b>5,365.6</b>	<b>1,137.2</b>	<b>2,428.7</b>	<b>3,565.9</b>	<b>-</b>
<b>Trading Sector</b>						
8	Agriculture Inputs Company Ltd.	414.4	-	-	-	-
9	National Seeds Company Ltd.	110.1	-	-	-	-
10	National Trading Corporation Ltd.	169.3	100.0	-	100.0	-
11	Nepal Food Corporation	999.3	4.2	-	4.2	-
12	Nepal Oil Corporation Ltd.	290.8	8,511.0		8,511.0	-
13	The Timber Corporation of Nepal Ltd.	15.5	54.8	3.0	57.8	-
	<b>Total</b>	<b>1,999.4</b>	<b>8,670.0</b>	<b>3.0</b>	<b>8,673.0</b>	<b>-</b>
<b>Service Sector</b>						
14	Industrial District Management Ltd.	121.4	-	-	-	1.5
15	National Construction Company Nepal Ltd.	62.1	1.0		1.0	-
16	Nepal Transit and Warehouse Ltd.	12.2	37.2		37.2	-
17	Nepal Eng. Consultancy Service Cen. Ltd.	3.8	-	-	-	-
18	Nepal Airlines Corporation	379.3	340.5	14.8	355.3	-
19	National Productivity & Eco. Dev. Centre Ltd.	1.9	-	-	-	-
20	Civil Aviation Authority of Nepal	12,173.4	38.3	2,273.3	2,311.6	-
	<b>Total</b>	<b>12,754.1</b>	<b>417.0</b>	<b>2,288.1</b>	<b>2,705.1</b>	<b>1.5</b>
<b>Social Sector</b>						
21	Sanskritik Sansthan	13.2	226.3	-	226.3	-
22	Gorkhapatra Sansthan	11.5	96.4	-	96.4	-
23	Janak Shiksha Samagri Kendra Ltd.	456.4	-	-	-	-
24	Nepal Television	1,495.2	-	-	-	-
25	Rural Housing Company Ltd.	2.7	-	-	-	-
	<b>Total</b>	<b>1,979.0</b>	<b>322.7</b>	<b>-</b>	<b>322.7</b>	<b>-</b>
<b>Public Utility Sector</b>						
26	Nepal Drinking Water Corporation	1,407.7	1,763.1	2,347.9	4,111.0	-
27	Nepal Electricity Authority	35,800.4	4,929.1	57,802.8	62,731.9	-
28	Nepal Doorsanchar Company Ltd.	13,724.2	-	104.3	104.3	4,803.4
	<b>Total</b>	<b>50,932.3</b>	<b>6,692.2</b>	<b>60,255.0</b>	<b>66,947.2</b>	<b>4,803.4</b>
<b>Financial Sector</b>						
29	Agricultural Development Bank Ltd.	8,062.8	2,328.6	367.3	2,695.9	-
30	Rastriya Beema Sansthan (Life)	49.9	-	-	-	-
	Rastriya Beema Sansthan (Non Life)		-	-	-	-
31	Nepal Industrial Development Corporation Ltd	349.2	6.5	-	6.5	-
32	Rastriya Banijya Bank Ltd.	1,172.3	-	-	-	-
33	Deposit and Credit Guarantee Corporation Ltd	46.0	-	-	-	-
34	Nepal Housing Development Finance Co. Ltd.	16.1	-	-	-	-
35	Nepal Stock Exchange Ltd.	20.5	-	-	-	-
36	Citizen Investment Trust	10.0	-	-	-	-
	<b>Total</b>	<b>9,726.8</b>	<b>2,335.1</b>	<b>367.3</b>	<b>2,702.4</b>	<b>-</b>
	<b>Grand Total</b>	<b>82,757.2</b>	<b>19,574.2</b>	<b>65,342.1</b>	<b>84,916.3</b>	<b>4,804.9</b>

**Table 4: Operational Income Comparison**

*Rs in million*

S.N.	PE's Name	2008/09	2009/10	Increased with respect to 2008/09 %	2010/11	Increased with respect to 2009/10 %
<b>Industrial Sector</b>						
1	Dairy Development Corporation	2,193.30	2,628.40	19.84	2,962.90	12.73
2	Herbs Production and Processing Co. Ltd.	96.50	72.60	(24.77)	89.50	23.28
3	Hetauda Cement Industries Ltd.	770.70	959.20	24.46	997.90	4.03
4	Janakpur Cigarette Factory Ltd.	893.40	377.50	(57.75)	-	(100.00)
5	Nepal Drugs Ltd.	20.60	9.20	(55.34)	141.60	1,439.13
6	Udayapur Cement Industries Ltd.	552.80	675.50	22.20	945.10	39.91
7	Nepal Orind Magnesite Pvt. Ltd.	8.00	3.30	(58.75)	9.50	187.88
	<b>Total</b>	<b>4,535.30</b>	<b>4,725.70</b>	<b>4.20</b>	<b>5,146.50</b>	<b>8.90</b>
<b>Trading Sector</b>						
8	Agriculture Inputs Company Ltd.	132.10	1,560.80	1,081.53	4,470.00	186.39
9	National Seeds Company Ltd.	148.80	175.40	17.88	195.00	11.17
10	National Trading Corporation Ltd.	748.60	506.10	(32.39)	-	(100.00)
11	Nepal Food Corporation	667.90	799.00	19.63	901.40	12.82
12	Nepal Oil Corporation Ltd.	48,656.20	57,583.20	18.35	75,259.70	30.70
13	The Timber Corporation of Nepal Ltd.	299.30	311.30	4.01	326.80	4.98
	<b>Total</b>	<b>50,652.90</b>	<b>60,935.80</b>	<b>20.30</b>	<b>81,152.90</b>	<b>33.18</b>
<b>Service Sector</b>						
14	Industrial District Management Ltd.	312.10	343.50	10.06	356.70	3.84
15	National Construction Company Nepal Ltd.	16.20	4.40	(72.84)	-	(100.00)
16	Nepal Transit and Warehouse Ltd.	42.10	41.00	(2.61)	58.30	42.20
17	Nepal Eng. Consultancy Service Cen. Ltd.	0.30	2.40	700.00	-	(100.00)
18	Nepal Airlines Corporation	2,271.90	5,349.20	135.45	5,824.10	8.88
19	National Productivity & Eco. Dev. Centre Ltd.	0.60	5.30	783.33	7.10	33.96
20	Civil Aviation Authority of Nepal	2,118.00	2,355.40	11.21	2,976.70	26.38
	<b>Total</b>	<b>4,761.20</b>	<b>8,101.20</b>	<b>70.15</b>	<b>9,222.90</b>	<b>13.85</b>
<b>Social Sector</b>						
21	Sanskritik Sansthan	25.80	29.90	15.89	29.50	(1.34)
22	Gorkhapatra Sansthan	361.10	278.90	(22.76)	306.80	10.00
23	Janak Shiksha Samagri Kendra Ltd.	864.50	670.80	(22.41)	841.50	25.45
24	Nepal Television	199.40	274.90	37.86	272.50	(0.87)
25	Rural Housing Company Ltd.	40.30	30.80	(23.57)	34.70	12.66
	<b>Total</b>	<b>1,491.10</b>	<b>1,285.30</b>	<b>(13.80)</b>	<b>1,485.00</b>	<b>15.54</b>
<b>Public Utility Sector</b>						
26	Nepal Drinking Water Corporation	249.70	261.70	4.81	279.70	6.88
27	Nepal Electricity Authority	14,421.40	17,164.80	19.02	20,071.00	16.93
28	Nepal Doorsanchar Company Ltd.	20,646.60	25,058.30	21.37	27,500.80	9.75
	<b>Total</b>	<b>35,317.70</b>	<b>42,484.80</b>	<b>20.29</b>	<b>47,851.50</b>	<b>12.63</b>
<b>Financial Sector</b>						
29	Agricultural Development Bank Ltd.	4,413.00	5,885.40	33.37	6,727.10	14.30
30	Rastriya Beema Sansthan (Life)	1,542.00	1,582.90	2.65	1,792.40	13.24
	Rastriya Beema Sansthan (Non Life)	189.00	187.40	(0.85)	185.80	(0.85)
31	Nepal Industrial Development Corporation Ltd.	1,125.00	217.50	(80.67)	273.40	25.70
32	Rastriya Banijya Bank Ltd.	3,296.50	5,022.10	52.35	6,371.60	26.87
33	Deposit and Credit Guarantee Corporation Ltd	79.40	176.80	122.67	93.50	(47.12)
34	Nepal Housing Development Finance Co. Ltd.	70.40	90.30	28.27	90.80	0.55
35	Nepal Stock Exchange Ltd.	136.40	114.70	(15.91)	103.90	(9.42)
36	Citizen Investment Trust	75.70	173.30	128.93	201.80	16.45
	<b>Total</b>	<b>10,927.40</b>	<b>13,450.40</b>	<b>23.09</b>	<b>15,840.30</b>	<b>17.77</b>
	<b>Grand Total</b>	<b>107,685.60</b>	<b>130,983.20</b>	<b>21.63</b>	<b>160,699.10</b>	<b>22.69</b>

<b>Table No. 5 Profit / Loss for the Last Three Years (Rs. in million)</b>				
<b>S.N.</b>	<b>PE's Name</b>	<b>2008/09</b>	<b>2009/10</b>	<b>2010/11</b>
<b>Industrial Sector</b>				
1	Dairy Development Corporation	(8.6)	25.8	11.9
2	Herbs Production and Processing Co. Ltd.	(22.3)	(10.3)	(11.2)
3	Hetauda Cement Industries Ltd.	(38.0)	117.0	74.2
4	Janakpur Cigarette Factory Ltd.	(150.4)	(500.9)	-
5	Nepal Drugs Ltd.	(162.1)	(75.8)	11.7
6	Udayapur Cement Industries Ltd.	(234.5)	(87.9)	(233.0)
7	Nepal Orind Magnesite Pvt. Ltd.	(85.2)	64.7	(81.3)
	<b>Total</b>	<b>(701.1)</b>	<b>(467.4)</b>	<b>(227.7)</b>
<b>Trading Sector</b>				
8	Agriculture Inputs Company Ltd.	(113.0)	113.5	84.3
9	National Seeds Company Ltd.	0.8	2.5	7.0
10	National Trading Corporation Ltd.	(34.5)	(69.8)	-
11	Nepal Food Corporation	5.1	14.9	18.2
12	Nepal Oil Corporation Ltd.	3,314.1	(839.9)	(765.4)
13	The Timber Corporation of Nepal Ltd.	53.1	221.9	209.3
	<b>Total</b>	<b>3,225.6</b>	<b>(556.9)</b>	<b>(446.6)</b>
<b>Service Sector</b>				
14	Industrial District Management Ltd.	7.8	34.0	12.7
15	National Construction Company Nepal Ltd.	(25.8)	(17.9)	(29.3)
16	Nepal Transit and Warehouse Ltd.	7.4	4.6	11.4
17	Nepal Eng. Consultancy Service Cen. Ltd.	(5.0)	(3.0)	-
18	Nepal Airlines Corporation	30.0	126.2	611.3
19	National Productivity & Eco. Dev. Centre Ltd.	(8.8)	(6.0)	(1.8)
20	Civil Aviation Authority of Nepal	(599.0)	222.1	238.5
	<b>Total</b>	<b>(593.4)</b>	<b>360.0</b>	<b>842.8</b>
<b>Social Sector</b>				
21	Sanskritik Sansthan	(5.4)	(10.6)	(9.0)
22	Gorkhapatra Sansthan	12.0	22.4	15.5
23	Janak Shiksha Samagri Kendra Ltd.	(214.8)	(90.7)	(32.5)
24	Nepal Television	(80.3)	(82.7)	(80.6)
25	Rural Housing Company Ltd.	5.3	9.4	16.0
	<b>Total</b>	<b>(283.2)</b>	<b>(152.2)</b>	<b>(90.6)</b>
<b>Public Utility Sector</b>				
26	Nepal Drinking Water Corporation	(66.6)	(118.1)	(36.2)
27	Nepal Electricity Authority	(5,537.7)	(4,049.7)	(5,763.0)
28	Nepal Doorsanchar Company Ltd.	10,178.0	10,775.2	12,969.8
	<b>Total</b>	<b>4,573.7</b>	<b>6,607.4</b>	<b>7,170.6</b>
<b>Financial Sector</b>				
29	Agricultural Development Bank Ltd.	1,057.6	1,892.4	1,879.8
30	Rastriya Beema Sansthan (Life)	651.8	310.4	422.0
	Rastriya Beema Sansthan (Non Life)	156.7	61.6	49.0
31	Nepal Industrial Development Corporation Ltd.	158.9	354.5	561.2
32	Rastriya Banijya Bank Ltd.	2,061.1	1,909.8	1,749.6
33	Deposit and Credit Guarantee Corporation Ltd.	88.7	88.7	26.5
34	Nepal Housing Development Finance Co. Ltd.	21.7	13.8	23.2
35	Nepal Stock Exchange Ltd.	84.8	55.9	67.1
36	Citizen Investment Trust	47.4	80.6	94.8
	<b>Total</b>	<b>4,328.7</b>	<b>4,767.7</b>	<b>4,873.2</b>
	<b>Grand Total</b>	<b>10,550.3</b>	<b>10,558.6</b>	<b>12,121.7</b>



**Table 6: Expenditure on employees**

S.N	Name	Administrative Expenses (Rs in Million)		Personnel Expenses (Rs in Million)		Percentage		Number of Employee		Monthly expenses per Employee	
		2009/10	2010/11	2009/10	2010/11	2009/10	2010/11	2009/10	2010/11	2009/10	2010/11
	<b>Industrial Sector</b>										
1	Dairy Development Corporation	2216.90	388.80	238.50	254.90	10.76%	65.56%	1126	1164	17,650.98	18,248.85
2	Herbs Production and Processing Co. Ltd.	74.30	43.30	40.60	23.00	54.64%	53.12%	209	210	16,188.20	9,126.98
3	Hetauda Cement Industries Ltd.	519.40	310.40	376.00	187.90	72.39%	60.53%	638	615	49,111.81	25,460.70
4	Janakpur Cigarette Factory Ltd.	409.00	409.00	247.50	247.50	60.51%	60.51%	1082	985	19,061.92	20,939.09
5	Nepal Drugs Ltd.	41.50	31.30	38.80	29.70	93.49%	94.89%	290	286	11,149.43	8,653.85
6	Udayapur Cement Industries Ltd.	819.10	785.10	179.30	178.50	21.89%	22.74%	564	549	26,492.32	27,094.72
7	Nepal Orind Magnesite Pvt. Ltd.	7.80	8.90	6.40	7.10	82.05%	79.78%	68	68	7,843.14	8,700.98
	<b>Total</b>	<b>4088.00</b>	<b>1976.80</b>	<b>1127.10</b>	<b>928.60</b>	<b>27.57%</b>	<b>46.97%</b>	<b>3,977</b>	<b>3,877</b>	<b>23,617.05</b>	<b>19,959.59</b>
	<b>Trading Sector</b>										
8	Agriculture Inputs Company Ltd.	166.20	133.30	69.00	56.00	41.52%	42.01%	241	215	23,858.92	21,705.43
9	National Seeds Company Ltd.	33.00	45.20	27.40	35.50	83.03%	78.54%	74	73	30,855.86	40,525.11
10	National Trading Corporation Ltd.	120.40	133.30	88.70	90.60	73.67%	67.97%	416	398	17,768.43	18,969.85
11	Nepal Food Corporation	213.90	216.80	154.60	151.70	72.28%	69.97%	470	577	27,411.35	21,909.30
12	Nepal Oil Corporation Ltd.	418.20	511.50	172.40	219.10	41.22%	42.83%	584	791	24,600.46	23,082.60
13	The Timber Corporation of Nepal Ltd.	81.00	100.60	57.40	64.50	70.86%	64.12%	363	363	13,177.23	14,807.16
	<b>Total</b>	<b>1032.70</b>	<b>1140.70</b>	<b>569.50</b>	<b>617.40</b>	<b>55.15%</b>	<b>54.12%</b>	<b>2,148</b>	<b>2,417</b>	<b>22,094.20</b>	<b>21,286.72</b>
	<b>Service Sector</b>										
14	Industrial District Management Ltd.	94.50	87.90	80.70	73.00	85.40%	83.05%	216	196	31,134.26	31,037.41
15	National Construction Company Nepal Ltd.	29.00	17.70	10.40	13.60	35.86%	76.84%	107	103	8,099.69	11,003.24
16	Nepal Transit and Warehouse Ltd.	28.60	36.20	21.30	27.20	74.48%	75.14%	115	115	15,434.78	19,710.14
17	Nepal Eng. Consultancy Service Cen. Ltd.	3.70	4.10	2.90	3.30	78.38%	80.49%	12	12	20,138.89	22,916.67
18	Nepal Airlines Corporation	1267.90	1197.40	489.00	632.20	38.57%	52.80%	1369	1426	29,766.25	36,944.83
19	National Productivity & Eco. Dev. Centre Ltd.	14.20	11.60	6.00	6.30	42.25%	54.31%	28	25	17,857.14	21,000.00
20	Civil Aviation Authority of Nepal	431.10	634.00	328.40	380.40	76.18%	60.00%	907	870	30,172.73	36,436.78
	<b>Total</b>	<b>1869.00</b>	<b>1988.90</b>	<b>938.70</b>	<b>1136.00</b>	<b>50.22%</b>	<b>57.12%</b>	<b>2,754</b>	<b>2,747</b>	<b>28,404.14</b>	<b>34,461.84</b>

S.N	Name	Administrative Expenses (Rs in Million)		Personnel Expenses (Rs in Million)		Percentage		Number of Employee		Monthly expenses per Employee	
		2009/10	2010/11	2009/10	2010/11	2009/10	2010/11	2009/10	2010/11	2009/10	2010/11
	<b>Social Sector</b>										
21	Sanskritik Sansthan	14.20	16.80	11.00	13.10	77.46%	77.98%	73	83	12,557.08	13,152.61
22	Gorkhapatra Sansthan	194.70	206.00	149.60	154.50	76.84%	75.00%	667	706	18,690.65	18,236.54
23	Janak Shiksha Samagri Kendra Ltd.	235.20	165.90	159.20	85.90	67.69%	51.78%	777	775	17,074.22	9,236.56
24	Nepal Television	159.20	198.40	124.80	161.00	78.39%	81.15%	427	389	24,355.97	34,490.15
25	Rural Housing Company Ltd.	28.50	30.30	23.20	24.20	81.40%	79.87%	84	84	23,015.87	24,007.94
	<b>Total</b>	<b>631.80</b>	<b>617.40</b>	<b>467.80</b>	<b>438.70</b>	<b>74.04%</b>	<b>71.06%</b>	<b>2,028</b>	<b>2,037</b>	<b>19,222.55</b>	<b>17,947.14</b>
	<b>Public Utility Sector</b>										
26	Nepal Drinking Water Corporation	221.50	184.70	93.90	112.70	42.39%	61.02%	972	1107	8,050.41	8,483.89
27	Nepal Electricity Authority	3334.70	3449.70	2679.20	3061.00	80.34%	88.73%	9280	9168	24,058.91	27,823.23
28	Nepal Doorsanchar Company Ltd.	8513.60	8080.60	2383.70	3447.10	28.00%	42.66%	5854	5803	33,932.64	49,501.69
	<b>Total</b>	<b>12069.80</b>	<b>11715.00</b>	<b>5156.80</b>	<b>6620.80</b>	<b>42.72%</b>	<b>56.52%</b>	<b>16,106</b>	<b>16,078</b>	<b>26,681.57</b>	<b>34,316.04</b>
	<b>Financial Sector</b>										
29	Agricultural Development Bank Ltd.	1418.10	7105.70	1117.40	2679.80	78.80%	37.71%	3236	2974	28,775.24	75,089.67
30	Rastriya Beema Sansthan (Life)	51.70	50.80	36.80	36.80	71.18%	72.44%	95	108	32,280.70	28,395.06
	Rastriya Beema Sansthan (Non Life)	63.60	80.00	47.50	38.10	74.69%	47.63%	122	126	32,445.36	25,198.41
31	Nepal Industrial Development Corporation L	51.70	19.60	36.20	34.30	70.02%	175.00%	85	98	35,490.20	29,166.67
32	Rastriya Banijya Bank Ltd.	1782.30	1979.00	1389.00	1189.20	77.93%	60.09%	2878	2884	40,218.90	34,362.00
33	Deposit and Credit Guarantee Corporation	19.10	13.50	6.30	10.30	32.98%	76.30%	18	18	29,166.67	47,685.19
34	Nepal Housing Development Finance Co. Lt	23.70	14.50	6.60	8.40	27.85%	57.93%	19	18	28,947.37	38,888.89
35	Nepal Stock Exchange Ltd.	23.10	26.40	11.90	13.70	51.52%	51.89%	35	36	28,333.33	31,712.96
36	Citizen Investment Trust	36.50	32.00	20.10	17.10	55.07%	53.44%	102	108	16,421.57	13,194.44
	<b>Total</b>	<b>3469.80</b>	<b>9321.50</b>	<b>2671.80</b>	<b>4027.70</b>	<b>77.00%</b>	<b>43.21%</b>	<b>6,590</b>	<b>6,370</b>	<b>33,786.04</b>	<b>52,691.00</b>
	<b>Grand Total</b>	<b>23161.10</b>	<b>26760.30</b>	<b>10931.70</b>	<b>13769.20</b>	<b>47.20%</b>	<b>51.45%</b>	<b>33,603</b>	<b>33,526</b>	<b>27,109.93</b>	<b>34,225.18</b>

**Table 7 (A)****Employee Contribution in terms of Operating Profit****(Rs.in Lakh)**

S.N.	Sector	F.Y. 2008/09			F.Y. 2009/10		
		Operating Profit	No. of Employees	Operating profit / Employee	Operating Profit	No. of Employees	Operating profit / Employee
1	Industrial	-7843	3977	-1.97	-3392	3877	-0.87
2	Trading	30331	2148	14.12	-2696	2417	-1.12
3	Service	19354	2754	7.03	23481	2747	8.55
4	Social	-2925	2028	-1.44	-1241	2037	-0.61
5	Public Utility	50324	16106	3.12	70728	16078	4.40
6	Financial	10566	6590	1.60	14546	6370	2.28
Total		99807	33603	2.97	101426	33526	3.03

**Table 7 (B)****Analysis of Administrative Expense in terms of Operating Income****(Rs.in Lakh)**

S.N.	Sector	F.Y. 2008/09			F.Y. 2009/10		
		Operating Income	Administrative Expense	%	Operating Income	Administrative Expense	%
1	Industrial	44904	40880	91.04	47304	19768	41.79
2	Trading	506529	10327	2.04	609358	11407	1.87
3	Service	47612	18690	39.25	81112	19889	24.52
4	Social	14912	6318	42.37	12853	6174	48.04
5	Public Utility	353160	120698	34.18	433372	117150	27.03
6	Financial	115780	34698	29.97	134504	93215	69.30
Total		1082897	231611	21.39	1318503	267603	20.29

Table 8  
**Status of Audit**

<b>S.N.</b>	<b>Name of the Public Enterprise</b>	<b>Latest F.Y. of Audit Completion</b>
1	Nepal Orind Magnesite Private Limited	2000/01
2	National Insurance Corporation	2002/03
3	Udayapur cement Industry Limited	2003/04
4	National Productivity & Eco. Dev. Centre	2004/05
5	Gorkhapatra Corporation	2005/06
6	Janakpur Cigarette Factory Limited	2005/06

Table 9  
**PE's having more than five members in their Board of Directors**

<b>S.N.</b>	<b>Name of the Public Enterprise</b>	<b>No. of Directors</b>
1	Nepal Water Supply Corporation	8
2	Nepal Electricity Authority	8
3	Nepal Housing Finance Limited	8
4	Nepal Oil Corporation Limited	8
5	Nepal Transit and Warehouse Company Ltd.	7
6	Nepal Airlines Corporatin	7
7	Nepal Telecom	7
8	Rural Housing Company Limited	7
9	Dairy Development Corporation	7
10	Udayapur Cement Industries Ltd.	7
11	Nepal Food Corporation	6
12	Nepal Oriend Magnesite Pvt. Ltd.	6
13	Nepal Stock Exchange Ltd.	6

Table 10(A)  
**Differences in the Share Investment of the Government**

*(Rs.in Million)*

S. N.	Name of the Public Enterprise	As shown by the Enterprise	As shown by the FCGO	Difference
1	Herbs Production and Processing Co. Ltd.	27.5	39.7	-12.2
2	National Seed Co.Ltd.	118.5	110.1	8.4
3	Nepal Food Cpororation	990.5	999.3	-8.8
4	Nepal Oil Corporation Ltd.	95.1	290.8	-195.7
5	Nepal Engineering Consultancy Service Centre Ltd.	4.2	3.8	0.4
6	Nepal Airlines Corporation	162.3	379.3	-217.0
7	Civil Aviation Authority of Nepal	11085.4	12173.4	-1088.0
8	Janak Education Material Centre Ltd.	450	456.4	-6.4
9	Rural Housing Company Ltd	23.3	2.7	20.6
10	Nepal Water Supply Corporation	347.6	1407.7	-1060.1
11	Nepal Electricity Authority	38640.3	35800.4	2839.9
12	Nepal Telecom	13724	13724.2	-0.2
13	Agricultural Development Bank	9437.5	8062.8	1374.7
14	National Insurance Corporation	61.2	49.9	11.3
15	Nepal Industrial Development Corporation Ltd.	412.7	349.2	63.5
16	Deposit and Credit Guarantee Corp. Ltd.	32.2	46	-13.8
17	Nepal Housing Finance Ltd.	17.6	16.1	1.5

Table 10(B)  
**Differences in the Loan Investment of the Government**

(Rs.in Million)

S. N.	Name of the Public Enterprise	As shown by the Enterprise	As shown by the FCGO	Difference
1	Hetauda Cement Industries Ltd.	386.1	151.1	235.0
2	Janakpur Cigarette Factory Ltd.	805.5	260.6	545.5
3	Nepal Ausadhi Ltd.	182.1	217.7	-35.6
4	Udayapur Cement Industry Ltd.	1730.0	2225.0	-495.0
5	Nepal Oriend Magnesite Pvt. Ltd.	1182.7	648.0	534.7
6	National Trading Limited	488.4	100.0	388.4
7	Nepal Food Corporation	204.3	4.2	200.1
8	Nepal Oil Corporation Ltd.	11441.0	8511.0	2930.0
9	The Timber Corporation of Nepal Ltd.	54.7	57.8	-3.1
10	National Construction Company Nepal Ltd.	0.0	1.0	-1.0
11	Nepal Airlines Corporation	1084.2	355.3	728.9
12	Civil Aviation Authority of Nepal	1753.3	2311.6	-558.3
13	Cultural Corporation	194.6	226.3	-31.7
14	Gorkhapatra Corporation	40.0	96.4	-56.4
15	Nepal Water Supply Corporation	812.1	4111.0	-3298.9
16	Nepal Electricity Authority	58025.3	62731.9	-4706.6
17	Nepal Telecom	0.0	104.3	-104.3
18	Agricultural Development Bank	2300.0	2695.9	-395.9
19	Nepal Industrial Development Corporation Ltd.	0.0	6.5	-6.5
20	Rastriya Banijya Bank Ltd.	4039.7	0.0	4039.7

Table 11

**Status of Unfunded and Contingent Liabilities**

(Rs. in million)

<b>S.N.</b>	<b>Name of the Public Enterprise</b>	<b>Unfunded Liability</b>	<b>Contingent Liability</b>	<b>Total</b>
1	Dairy Development Corporation	443.3	0.0	443.3
2	Herbs Production and Processing Centre Limited	202.8	0.0	202.8
3	Hetauda Cement Industry Limited	119.7	0.0	119.7
4	Janakpur Cigarette Factory Limited	761.9	0.0	761.9
5	Nepal Aushadhi Limited	147.7	0.0	147.7
6	Udayapur Cement Industry Limited	66.0	0.0	66.0
7	Nepal Orind Magnesite Private Limited	17.2	182.0	199.2
8	Agriculture Inputs Company Limited	198.9	1.5	200.4
9	National Trading Limited	139.5	0.0	139.5
10	Nepal Food Corporation	571.5	0.0	571.5
11	Nepal Oil Corporation Limited	0.0	52.6	52.6
12	Industrial Estate Management Limited	15.2	0.0	15.2
13	National Construction Company Nepal Limited	13.5	0.0	13.5
14	Nepal Transit and Warehouse Management Company Limited	6.9	0.0	6.9
15	Nepal Airlines Corporation	549.3	90.0	639.3
16	Civil Aviation Authority of Nepal	0.0	348.7	348.7
17	Cultural Corporation	10.3	5.0	15.3
18	Janak Education Materials Centre Ltd.	185.0	10.0	195.0
19	Nepal Television	1590.0	0.0	1590.0
20	Rural Housing Company Limited	28.0	0.0	28.0
21	Nepal Drinking Water Corporation	349.3	0.0	349.3
22	Nepal Electricity Authority	4684.2	8405.9	13090.1
23	Nepal Telecom Limited	3118.3	0.0	3118.3
24	Agricultural Development Bank Limited	0.0	3804.1	3804.1
25	Rastria Banijya Bank Limited	414.8	2848.1	3262.9
<b>Total</b>		<b>13633.3</b>	<b>15747.9</b>	<b>29381.2</b>

## **Disinvestment, Dissolution and Liquidation of Public Enterprises:**

With the objectives of increasing productivity by improving efficiency, reducing administrative and financial burden of the Government and increasing private sector participation as well as by ensuring effectiveness in service delivery, the process of privatization, dissolution and liquidation of Government-owned public enterprises was started since 1993. Since then, disinvestment of 30 public enterprises have been completed until the end of FY 2009/10 using different modalities, such as, liquidation, dissolution, management contract, selling of assets and businesses, partial selling of shares, selling of current assets and building and leasing out of properties. The description is presented in table 12

Monitoring of the privatized enterprises has not been done. It seems that some enterprises have been closed after privatization. In some enterprises, which are in operation, there is no increase in the investment, production and productivity. A large number of lay off also occurred in some of the enterprises.

A task force was formed to submit a report on the actual situations of the privatized public enterprises, The task force has already submitted its report which has identified problems and has also made suggestions.

In F/Y 2009/10, the share ownership of the Government of Nepal in small farmers development bank has been sold to the small farmer cooperative society and received amount has deposited in the Government Treasury.

In the process of restructuring the capital of Agriculture Development Bank, 30% of the share among 50.78% of Nepal Government owned share has disinvested to strategic partnership considering the effective presence of Agriculture Development Bank in rural areas. The Government of Nepal has gave theoretical permission to implement the capital structure plan of Agriculture Development Bank, limiting the government owned share up to 21%. in order to attend its intended objectives and functions.

Privatization process of public enterprises could not begin in FY 2009/10. Among the privatized enterprises, Agriculture lime industry has been dissolved by the Office of the Company Registrar after the completion of liquidation.

Experiences from the implementation of privatization program over a period of 15 years show the following basic challenges for the privatization program.



### **Challenges on implementation of privatization program**

**Adjustment of Accounts:** The discrepancies between the quality, quantity and condition between the details of assets mentioned in the Information Memorandum and the details prepared by the government deputed evaluator of some privatized public enterprises has caused a long run debates between the purchaser and government resulting in delay in the completion of the privatization process. This problem still exists in Balaju Textile Industry, Raghupati Jute Mill, Bhaktapur Bricks Factory and Nepal Rosin and Turpentine.

**Land Encroachment:** The purchasers have not been fully utilize some of the area of land provided on lease to the purchaser in the process of privatization due to the encroachment of the land. This has been a great problem in Raghupati Jute Mills and Nepal Tea Development Corporation.

**Sub-Judice Matters:** Some purchasers of the privatized public enterprises have filed cases in the court disputing the delinquent amount to be paid to the government. It has caused a great delay in the completion of privatization process. Some of the examples to this effect are Harisiddhi Brick and Tile Factory, Bhrikuti Paper Factory, Agriculture Tools Factory and Bhaktapur Brick Factory.

**Problem in disposal of property:** There has been a problem in selling the property of liquidated and privatized public enterprises. The plant and machinery of Hetauda Textile Industry could not be sold in the six years' period after privatization because of the obsolete machinery equipment. The same problem prevailed in the Nepal Drilling Company, Birgunj Sugar Factory and Agriculture Tools Factory.

**Monitoring and Evaluation:** Due to lack of monitoring, the actual condition of PEs could not be ascertained. This raises the question on whether or not the objectives of privatization have been achieved. Therefore, it is imperative to have a mechanism for regular monitoring and evaluation of the privatized enterprises.

The government has spent a huge sum of money to meet the liabilities of privatized, liquidated and dissolved public enterprises and it still has to bear huge financial burden for the public enterprises of which liquidation and privatization process has not been completed. Details of amount borne by the Government of Nepal to pay the liabilities of liquidated or privatized public enterprises presented in the table no. 13.

**Table 12**  
**Disinvested, Dissolved, and Liquidated Public Enterprises**

S. N.	Name of the Public Enterprise	Year of Privatization	Mode of Privatization	Percentage of Share Sold	Selling Price (Rs. '000)
1	Brikuti Paper Factory	1992	Assets and Business Sales	-	22,9800
2	Harisidhhi Brick and Tile Factory	1992	Assets and Business Sales	-	21,48,30
3	Bansbari Leather Shoe Factory	1992	Assets and Business Sales	-	29,854
4	Nepal Film Development Company	1993	Share sales	51.0	64,662
5	Balaju Textile Industry	1993	Share sales	70.0	17,716
6	Raw Hide Collection and Processing Centre	1993	Share sales	100.0	39,90
7	Nepal Bitumen and Barrel Industry	1994	Share sales	65.0	13,127
8	Nepal Lube Oil	1994	Share sales	40.0	31,057
9	Nepal Jute Development and Trading Company	1993	Liquidation	-	-
10	Tobacco Development Company	1994	Liquidation	-	-
11	Nepal Metal Factory	1996	Share sales	51.0	14,473
12	Raghupati Jute Mills	1996	Share sales	65.0	82,204
13	Nepal Bank Limited	1997	Share sales	10.0	12,51,40
14	Agriculture Project Service Centre	2001	Liquidation	-	-
15	Nepal Tea Development Corporation	2000	Share sales	65.0	26,71,05 per year rent- 40,00
16	Biratnagar Jute Mills*	2002	Management Contract	-	-
17	Himal Cement Industry Ltd.	2002	Liquidation	-	-
18	Cottage Handicraft Sales emporium	2002	Liquidation	-	-
19	Nepal Coal Limited	2002	Liquidation	-	-
20	Hetauda Textile Industry	2002	Liquidation	-	-
21	Nepal Transport Corporation	2002	Dissolved	-	-
22	Butwal Power Company	2003	Share sales	75.0	87,4200 and US\$ 1 million
23	Birgunj Sugar Factory Ltd.	2003	Liquidation	-	-
24	Agriculture Inputs Factory Limited	2003	Liquidation	-	-
25	Bhaktapur Brick Factory Limited	2004	Asset and Business Sales	-	14,500 ( asset sale )31,900 (10 years lease)
26	Lumbini Sugar Factory	2006	Asset and Business Sales	-	78,600 ( asset sale) 42,12 ( per year rent)
27	Nepal Rosin and Turpentine Industry	2006	Asset and Business Sales	-	11,01,00 ( asset sale) 30,12 ( per year rent)
28	Agriculture Lime Industry Limited*	2006	Liquidation		
29	Nepal Drilling Company	2006	Liquidation		
30	Nepal Telecom	2008	Share Sales	8.53	4,26,41,39

\* Formation has been dissolved by Company Registrar.

Table 13

**Amount borne by the Government to pay the liabilities of Liquidated or Privatized Public Enterprises.**

*(Rs. in million)*

S.N.	Name of the Public Enterprise	up to 2008/09	2009/10	Total
1	Himal Cement Company	430.20	0	430.20
2	Bhaktapur Brick Factory	206.23	0	206.23
3	Birgunj Sugar Factory	709.44	3.03	712.47
4	Agriculture Inputs Factory	54.48	1.64	56.12
5	Nepal Rosin and Turpentine Limited	180.81	0	180.81
6	Lumbini Sugar Factory	508.97	0	508.97
7	Agriculture Lime Industry Limited	82.59	0	82.59
8	Nepal Coal Limited	8.39	0	8.39
9	Nepal Transport Corporation	497.75	0	497.75
10	Hetauda Textile Industry	536.03	0	536.03
11	Cottage and Handicrafts Sales Emporium	81.03	0	81.03
12	Nepal Tea Development Corporation	119.00	0.14	119.14
13	Butwal Spinnig Mills	0	472.24	472.24
14	Biratnagar Jute Mills	451.41	587.22	1038.63
<b>Total</b>		<b>3866.33</b>	<b>1064.27</b>	<b>4930.60</b>

<b>1</b>	<b>Name of Public Enterprise : Dairy Development Corporation</b>							
	Address : Lainchour, Kathmandu Telephone No: 4414841, 4410489 Fax No. : 4417215 email : <a href="mailto:dairydev@mos.com.np">dairydev@mos.com.np</a>	Liason Office : Telephone No: Fax No. : email : Website : <a href="http://www.dairydev.com.np">www.dairydev.com.np</a>						
<b>2</b>	<b>Date of Incorporation :</b> 2026 B.S. <b>Act of Incorporation :</b> Corporation Act 2021 B.S.							
<b>3</b>	<b>Objectives :</b> Process the milk purchased from farmers and supply pure and healthy dairy product to the urban people.							
<b>4</b>	<b>Share Capital : (Rs. in Crore)</b> Issued :	Authorised : Paid up : 67.01						
<b>5</b>	<b>Governing Act :</b> Corporation Act 2021							
<b>6</b>	<b>Line Ministry :</b> Ministry of Agriculture and Cooperative							
<b>7</b>	<b>Financial Status : (Rs. in Lakh)</b> (A) Profit/Loss Net Profit/Loss for F/Y 2009/10 AD. Rs. : 258.10 Cumulative Profit/Loss at the end of F/Y 2009/10 AD. Rs. : (3251.00) (B) Networth Rs. : 3457.00 (C) Outstanding loan to be paid to the Nepal Government : <table border="0"> <tr> <td><u>Total</u></td> <td><u>Overdue</u></td> </tr> <tr> <td>Principal Rs. :</td> <td>Principal Rs. :</td> </tr> <tr> <td>Interest Rs. :</td> <td>Interest Rs. :</td> </tr> </table> (D) Outstanding loan to be paid to the bank and other financial institution : Principal Rs. : Interest Rs. : (E) Investment : Loan Investment Rs. : Share Investment Rs. : 170.00 Other Investment Rs. : (F) Dividend to be paid to Nepal Government Rs. : (G) Revenue to be paid to Nepal Government (upto 15 July 2010) Rs. : Income Tax Rs. : 6.00 Royalty Rs. : Excise Rs. : Others Rs. : VAT. Rs. : 38.00 Total Rs. : 44.00 (H) Last fiscal year of audit completed : 2008/09 (I) Total amount of audit irregularities to be cleared Rs. : (J) Cleared amount of audit irregularities in FY2009/10 Rs. : (K) Liability of retirement benefit of employees : Funded Rs. : 978.00 Unfunded Rs. : 4433.00		<u>Total</u>	<u>Overdue</u>	Principal Rs. :	Principal Rs. :	Interest Rs. :	Interest Rs. :
<u>Total</u>	<u>Overdue</u>							
Principal Rs. :	Principal Rs. :							
Interest Rs. :	Interest Rs. :							
<b>8</b>	<b>No. of Employees :</b> Contract : 20	Permanent : 1000 Others : 144 Temporary : 0 Total : 1164						
<b>9</b>	<b>Brief Statement of present activities and future plan :</b> 1. Development of animal farming in rural areas and production of quality milk and milk products for distribution to the urban consumers. 2. Support to poverty reduction of farmers through dairy business. 3. The milk processing plant at Kohalpur, Banke owned by Ccperative has been transferred to DDC and is in operation. 4. Necessary works are being done to form the primary level dairy cooperatives, and aquisition for establishing of milk apccoessing Attaria, Kailali, Chilling center is established and milk collection has already started. 5. Implementation of women focused special "Gai and Mai" program and "Milk enhancement program" for increasing milk production under milk collection areas of DDC is going on.							

## Financial and Physical Target/Progress/Performance

### Dairy Development Corporation

S. No.	Description	Unit	FY 2009/2010		FY 2010/2011		2011/2012
			Actual	Target achieved %	Target	Revised Estimate	Target
	<b>Total Production Capacity</b>						
1	<b>Production</b>						
	a. Milk	Th. Ltr.	71,647	85	82,893	68,386	88,813
	b. Butter	M.ton	761	60	1,203	745	1,252
	c. Ghee	M.ton	513	47	844	447	851
	d. Cheese	M.ton	215	70	311	242	400
	e. Skimmed Milk Powder	M.ton	506	82	583	480	623
	f. ....						
2	<b>Purchase</b>						
	a. Local Milk	Th. Ltr.	56,418	80	74,081	61,116	78,974
	b. Skimmed Milk Powder	M.ton	625	125	583	500	500
	c. Raw milk import from India					9,690	
	d. ....						
3	<b>Sales</b>						
	a. Milk	Th. Ltr.	58,505	88	67,548	55,727	70,191
	b. Butter	M.ton	123	45	260	138	272
	c. Ghee	M.ton	502	53	845	550	851
	d. Cheese	M.ton	187	71	294	230	385
	e. ....						
4	<b>Closing Inventory</b>	Rs. Lakh	13,44	481	614	1,344	1,344
5	<b>Staff/Labourer</b>						
	<b>(a) Employees</b>	Nos.	1,164		1,203	1,184	1,223
	Technical	Nos.	825		844	845	864
	Non - Technical	Nos.	339		359	339	339
	<b>Permanent</b>	Nos.					
	Officer Level	Nos.	141		143	141	143
	Assistant Level	Nos.	1,023		1,060	1,023	1,080
	<b>Temporary</b>	Nos.					
	Officer Level	Nos.					
	Assistant Level	Nos.					
	<b>Daily Wages</b>	Nos.					
	Officer Level	Nos.					
	Assistant Level	Nos.	144		142	142	
	<b>Contract</b>	Nos.					
	Officer Level	Nos.	3		2	2	4
	Assistant Level	Nos.	17			17	
	<b>(b) Labourer</b>	Nos.					
	Permanent	Nos.					
	Temporary	Nos.					
	Daily Wages/Contract	Nos.					
	<b>(c) Board members</b>	Nos.	7		7	7	7
6	<b>Dealers/Distributors</b>	Nos.	1,800		1,800	1,800	1,800

## Financial and Physical Target/Progress/Performance

### Dairy Development Corporation

S. No.	Description	Unit	FY 2009/2010		FY 2010/2011		2011/2012
			Actual	Target achieved %	Target	Revised Estimate	Target
<b>Financial Details</b>							
1	Gross Operating Income	Rs. Lakh	2,62,84	93	3,06,19	2,96,29	3,89,52
2	Total Expenditure	Rs. Lakh	2,61,36	92	3,06,75	2,96,35	3,89,47
3	Operating Profit/Loss	Rs. Lakh	148	610	(56)	(6)	5
4	Other Income	Rs. Lakh	175	236	125	125	150
5	Net Profit/Loss (after Income Tax and Bonus)	Rs. Lakh	258	573	69	119	155
6	Administrative Overhead	Rs. Lakh	13,40	117	11,66	14,09	17,26
7	Depreciation	Rs. Lakh	370	79	503	431	526
8	Amortization Expenses	Rs. Lakh					
9	Interest Expenses	Rs. Lakh	15	48	10	7	10
10	Provisions	Rs. Lakh	552	115	770	624	850
11	Total Fixed Expenses	Rs. Lakh	17,25	105	16,79	18,47	22,62
12	Net Fixed Assets	Rs. Lakh	2,521	113	25,13	26,94	31,68
13	Capital Work-in-Progress	Rs. Lakh	173				
14	Investment	Rs. Lakh	220				
15	Current Assets	Rs. Lakh	6,810	114	67,33	74,09	79,41
16	Current Liabilities	Rs. Lakh	6,132	114	60,88	67,55	76,05
17	Working Capital	Rs. Lakh	680	111	645	654	335
18	Unamortized Expenses	Rs. Lakh					
19	Cumulative Loss	Rs. Lakh	3,132	94	33,33	31,32	29,77
20	Net Capital Employed	Rs. Lakh	3,306	118	31,58	33,48	35,03
21	Net Worth	Rs. Lakh	34,57	169	33,68	35,69	37,24
22	Share Capital	Rs. Lakh	67,01	122	67,01	67,01	67,01
23	Capital Grant	Rs. Lakh					
24	Cumulative Profit	Rs. Lakh					
25	General Reserve	Rs. Lakh					
26	Share Holders Fund	Rs. Lakh	3,569	169	33,68	35,69	37,24
27	Long Term Loan	Rs. Lakh	33	4	10		
28	Short Term Loan	Rs. Lakh					
29	Loan Installment Due	Rs. Lakh					
30	Closing Debtors	Rs. Lakh	247	249	115	247	247

## Financial and Physical Target/Progress/Performance

### Dairy Development Corporation

S. No.	Description	Unit	FY 2009/2010		FY 2010/2011		2011/2012
			Actual	Target achieved %	Target	Revised Estimate	Target
<b>Financial Status</b>							
1	Net Profit Ratio	Percentage	0.98	612	0.22	0.40	0.40
2	Return on Capital Employed	Percentage	7.80	481	2.18	3.55	4.42
3	Return on Equity	Percentage	7.46	341	2.05	3.33	4.16
4	Operating Expenses Ratio	Percentage	99.43	99	99.81	100.00	100.00
5	Debt Equity Ratio	Ratio	0.009	2	0.003		
6	Debt Coverage Ratio	Ratio					
7	Current Assets/Current Liabilities	Ratio	1.11	100	1.11	1.10	1.04
8	Quick/Acid Test Ratio	Ratio	0.89	84	1.01	0.90	0.86
9	Fixed Assets Turnover Ratio	Ratio	10.72	82	12.18	10.99	12.30
10	Inventory Turnover Ratio	Ratio	19.56	19	49.87	22.04	28.98
11	Debtors Turnover Ratio	Ratio	106.40	37	266.25	119.96	157.70
12	Average Collection Period	Days	3.43	270	1.37	3.04	2.31
13	Employees' Productivity	Rs. Lakh	22.58	96	25.45	25.02	31.84
14	Administrative Overhead Ratio	Percentage	5.09	127	3.81	4.75	4.43
15	Workers Productivity Unit						
16	Break Even Point						
	a. in Units						
	b. in Value	Rs. Lakh					
<b>Subsidy, Loan and Liabilities</b>							
1	<b>Subsidy Received</b>						
	a. From GON	Rs. Lakh					
	b. From International Institutions	Rs. Lakh					
2	<b>Loan</b>						
	<b>From GON</b>						
	a. Loan Amount Received	Rs. Lakh					
	b. Loan Amount Paid	Rs. Lakh	33	132	28	33	
	<b>From Banks and Financial Institutions</b>						
	a. Loan Amount Received	Rs. Lakh					
	b. Loan Amount Paid	Rs. Lakh					
	<b>From International Institutions</b>						
	a. Loan Amount Received	Rs. Lakh					
	b. Loan Amount Paid	Rs. Lakh					
	<b>Others</b>						
	a. Loan Amount Received	Rs. Lakh					
	b. Loan Amount Paid	Rs. Lakh					
3	<b>Loan &amp; Liabilities Outstanding</b>						
	a. GON	Rs. Lakh					
	b. Banks & Financial Institutions	Rs. Lakh					
	c. International Institutions	Rs. Lakh					
	d. Others	Rs. Lakh					

## Financial and Physical Target/Progress/Performance

### Dairy Development Corporation

S. No.	Description	Unit	FY 2009/2010		FY 2010/2011		2011/2012
			Actual	Target achieved %	Target	Revised Estimate	Target
4	<b>Amount Paid to GON</b>						
	a. Principal	Rs. Lakh	33	132	25	33	
	b. Interest	Rs. Lakh	3	100	5	1	
	c. Royalty	Rs. Lakh					
	d. Dividend	Rs. Lakh					
	e. Income Tax	Rs. Lakh	127	847	30	175	175
	f. Value Added Tax	Rs. Lakh	391	98	375	400	425
	g. Excise Duty	Rs. Lakh					
	h. Others	Rs. Lakh					
5	<b>Liabilities Payable to GON</b>						
	a. Principal	Rs. Lakh					
	b. Interest	Rs. Lakh					
	c. Royalty	Rs. Lakh					
	d. Dividend	Rs. Lakh					
	e. Income Tax	Rs. Lakh					
	f. Value Added Tax	Rs. Lakh					
	g. Excise Duty	Rs. Lakh					
	h. Others	Rs. Lakh					
6	<b>Share Structure</b>						
	a. GON	Rs. Lakh	28,65			28,65	
	b. Corporation	Rs. Lakh					
	c. Private Sector	Rs. Lakh					
7	<b>Miscellaneous</b>						
	Foreign Currency	US\$					
	a. Foreign Currency Expenditure on Import	US\$ in Lakh					
	b. Foreign Currency Expenditure on Export	US\$ in Lakh					
8	<b>Contingent and Unfunded Liability</b>				<b>Unit</b>	<b>FY 2009/2010</b>	
	<b>(I) Unfunded Liability</b>				Rs. Lakh		
	a. Gratuity/ Pension				Rs. Lakh	44,33	
	b. Provident Fund				Rs. Lakh		
	c. Accumulated Staff Leave				Rs. Lakh		
	d. Unpaid Share Calls				Rs. Lakh		
	e. Others				Rs. Lakh		
	<b>(II) Contingent Liability</b>				Rs. Lakh		
	a. Litigation				Rs. Lakh		
	b. Guarantee				Rs. Lakh		
	c. Other Claims				Rs. Lakh		



1	<b>Name of Public Enterprise : Herbs Production and Processing Company Ltd.</b>													
	Address : Kotesore, Kathmandu Telephone No: 4992152, 49921067 Fax No. : 4992232 email : <a href="mailto:hppcl@wlink.com.np">hppcl@wlink.com.np</a>	Liason Office : Telephone No: Fax No. : email : Website :												
2	<b>Date of Incorporation :</b> 2038 Poush 17 B.S. <b>Act of Incorporation :</b> Company Act													
3	<b>Objectives :</b> (1) Collection & processing of raw herbs, Plantation of environment friendly herbs, Plantation and processing of herbs with the help of private sector.													
4	<b>Share Capital : (Rs. in Crore)</b> Issued : 3.86	Authorised : 5.00 Paid up : 2.75												
5	<b>Governing Act :</b> Company Act, 2063													
6	<b>Line Ministry :</b> Ministry of Forest and Soil Conservation													
7	<b>Financial Status : (Rs. in Lakh)</b> (A) Profit/Loss Net Profit/Loss for F/Y 2009/10 AD. Rs. : (103.00) Cumulative Profit/Loss at the end of F/Y 2009/10 AD. Rs. : (1362.00) (B) Networth Rs. : (1080.00) (C) Outstanding loan to be paid to the Nepal Government : <table border="0"> <tr> <td><u>Total</u></td> <td><u>Overdue</u></td> </tr> <tr> <td>Principal Rs. : 608.94</td> <td>Principal Rs. :</td> </tr> <tr> <td>Interest Rs. : 503.52</td> <td>Interest Rs. :</td> </tr> </table> (D) Outstanding loan to be paid to the bank and other financial institution : Principal Rs. : Interest Rs. : (E) Investment : Loan Investment Rs. : Share Investment Rs. : Other Investment Rs. : (F) Dividend to be paid to Nepal Government Rs. : (G) Revenue to be paid to Nepal Government (upto 15 July 2010) Rs. : <table border="0"> <tr> <td>Income Tax Rs. :</td> <td>Royalty Rs. :</td> </tr> <tr> <td>Excise Rs. :</td> <td>Others Rs. :</td> </tr> <tr> <td>VAT. Rs. :</td> <td>Total Rs. :</td> </tr> </table> (H) Last fiscal year of audit completed : 2009/10 (I) Total amount of audit irregularities to be cleared Rs. : (J) Cleared amount of audit irregularities in F/Y 2009/10 Rs. : (K) Liability of retirement benefit of employees : Funded Rs. : Unfunded Rs. : 738.56		<u>Total</u>	<u>Overdue</u>	Principal Rs. : 608.94	Principal Rs. :	Interest Rs. : 503.52	Interest Rs. :	Income Tax Rs. :	Royalty Rs. :	Excise Rs. :	Others Rs. :	VAT. Rs. :	Total Rs. :
<u>Total</u>	<u>Overdue</u>													
Principal Rs. : 608.94	Principal Rs. :													
Interest Rs. : 503.52	Interest Rs. :													
Income Tax Rs. :	Royalty Rs. :													
Excise Rs. :	Others Rs. :													
VAT. Rs. :	Total Rs. :													
8	<b>No. of Employees :</b> Contract : 95	Permanent : 115 Others : Temporary : Total : 210												
9	<b>Brief Statement of present activities and future plan :</b> Plantation, processing, collection of herbs and production, sales of herbal care product.													

**Financial and Physical Target/Progress/Performance**  
**Herbs Production and Processing Company Ltd.**

S. No.	Description	Unit	FY 2009/2010		FY 2010/2011		2011/2012
			Actual	Target achieved %	Target	Revised Estimate	Target
	<b>Total Production Capacity</b>						
1	<b>Production</b>						
	a. Raw Herbs	Ton	87	44	100	100	100
	b. Essense Oil	Ton	25	83	30	25	30
	c. Processing Sars						
	d. Herble Care Products	Btl '000'	31	102	3,000	2,940	3,200
2	<b>Purchase</b>						
	a. Raw Herbs	Ton	87	44	100	75	100
	b. Essense Oil	Ton	4	100	100	100	100
	c. Bottles	Rs.Lakh	30	100	100	100	100
3	<b>Sales</b>						
	a. Raw Herbs						
	b. Essense Oil	Rs. Lakh	392	93	783	100	100
	c. Extracts						
	d. Herble Care	Lakh	3	104	300	100	100
4	<b>Closing Inventory</b>	Rs. Lakh					
5	<b>Staff/Labourer</b>						
	<b>(a) Employees</b>	Nos.	210	210	210	210	210
	Technical	Nos.	180	180	180	180	180
	Non - Technical	Nos.	30	30	30	30	30
	<b>Permanent</b>	Nos.					
	Officer Level	Nos.	24	24	24	24	24
	Assistant Level	Nos.	50	50	50	50	50
	<b>Temporary</b>	Nos.					
	Officer Level	Nos.					
	Assistant Level	Nos.					
	<b>Daily Wages</b>	Nos.					
	Officer Level	Nos.					
	Assistant Level	Nos.					
	<b>Contract</b>	Nos.					
	Officer Level	Nos.					
	Assistant Level	Nos.	16	16	16	16	16
	<b>(b) Labourer</b>	Nos.					
	Permanent	Nos.	41	41	41	41	41
	Temporary	Nos.					
	Daily Wages/Contract	Nos.	79	79	79	79	79
	<b>(c) Board members</b>	Nos.	5	5	5	5	5
6	<b>Dealers/Distributors</b>	Nos.					

**Financial and Physical Target/Progress/Performance**  
**Herbs Production and Processing Company Ltd.**

S. No.	Description	Unit	FY 2009/2010		FY 2010/2011		2011/2012
			Actual	Target achieved %	Target	Revised Estimate	Target
	<b>Financial Details</b>						
1	Gross Operating Income	Rs. Lakh	725.79	92.58	999.87	895.45	1,080.90
2	Total Expenditure	Rs. Lakh	721.73	93.49	840.87	854.24	1,049.89
3	Operating Profit/Loss	Rs. Lakh	4.06		14.65	41.21	31.01
4	Other Income	Rs. Lakh	1.66			1.49	1.68
5	Net Profit/Loss (after Income Tax and Bonus)	Rs. Lakh	(103.05)			(111.97)	(104.22)
6	Administrative Overhead	Rs. Lakh	203.47	105.61	193.86	227.26	220.46
7	Depreciation	Rs. Lakh	10.48			9.68	18.68
8	Amortization Expenses	Rs. Lakh					
9	Interest Expenses	Rs. Lakh	30.71		30.69	32.22	32.22
10	Provisions	Rs. Lakh	72.33	180.82	70.00	79.74	72.00
11	Total Fixed Expenses	Rs. Lakh	213.95			229.94	239.14
12	Net Fixed Assets	Rs. Lakh	123.00		159.98	239.07	220.39
13	Capital Work-in-Progress	Rs. Lakh					
14	Investment	Rs. Lakh					
15	Current Assets	Rs. Lakh	696.00			623.36	630.94
16	Current Liabilities	Rs. Lakh	1,290			1,405.36	1,508.79
17	Working Capital	Rs. Lakh	(594)			(782.00)	(877.85)
18	Unamortized Expenses	Rs. Lakh					
19	Cumulative Loss	Rs. Lakh	(1,362)			(1,474.31)	(1,578.54)
20	Net Capital Employed	Rs. Lakh	(471)			(542.93)	(657.46)
21	Net Worth	Rs. Lakh	(1,080)			(1,199.14)	(1,297.42)
22	Share Capital	Rs. Lakh	275.00			275.17	275.17
23	Capital Grant	Rs. Lakh	7.10			6.06	5.95
24	Cumulative Profit	Rs. Lakh					
25	General Reserve	Rs. Lakh					
26	Share Holders Fund	Rs. Lakh					
27	Long Term Loan	Rs. Lakh	608.94			608.94	608.94
28	Short Term Loan	Rs. Lakh					
29	Loan Installment Due	Rs. Lakh					
30	Closing Debtors	Rs. Lakh	10.61			9.61	7.01

**Financial and Physical Target/Progress/Performance**  
**Herbs Production and Processing Company Ltd.**

S. No.	Description	Unit	FY 2009/2010		FY 2010/2011		2011/2012
			Actual	Target achieved %	Target	Revised Estimate	Target
	<b>Financial Status</b>						
1	Net Profit Ratio	Percentage	0.56			4.60	2.87
2	Return on Capital Employed	Percentage	(98.90)			(92.41)	(95.28)
3	Return on Equity	Percentage	(37.45)			(40.70)	(37.87)
4	Operating Expenses Ratio	Percentage	99.44			95.39	97.13
5	Debt Equity Ratio	Ratio					
6	Debt Coverage Ratio	Ratio					
7	Current Assets/Current Liabilities	Ratio	0.51			0.44	0.42
8	Quick/Acid Test Ratio	Ratio	0.21			0.12	0.10
9	Fixed Assets Turnover Ratio	Ratio	358.72			352.52	423.44
10	Inventory Turnover Ratio	Ratio	1.68			1.91	2.27
11	Debtors Turnover Ratio	Ratio	60.73			88.57	130.07
12	Average Collection Period	Days	6.01			4.12	2.81
13	Employees' Productivity	Rs. Lakh	3.45			4.26	5.14
14	Administrative Overhead Ratio	Percentage	28.39			22.88	20.94
15	Workers Productivity Unit		10.80			10.64	11.56
16	Break Even Point						
	a. in Units						
	b. in Value	Rs. Lakh	713.17			696.79	956.56
	<b>Subsidv, Loan and Liabilities</b>						
1	<b>Subsidy Received</b>						
	a. From GON	Rs. Lakh					
	b. From International Institutions	Rs. Lakh					
2	<b>Loan</b>						
	<b>From GON</b>						
	a. Loan Amount Received	Rs. Lakh	608.94			608.94	608.94
	b. Loan Amount Paid	Rs. Lakh					
	<b>From Banks and Financial Institutions</b>						
	a. Loan Amount Received	Rs. Lakh					
	b. Loan Amount Paid	Rs. Lakh					
	<b>From International Institutions</b>						
	a. Loan Amount Received	Rs. Lakh					
	b. Loan Amount Paid	Rs. Lakh					
	<b>Others</b>						
	a. Loan Amount Received	Rs. Lakh					
	b. Loan Amount Paid	Rs. Lakh					
3	<b>Loan &amp; Liabilities Outstanding</b>						
	a. GON	Rs. Lakh	115.45			115.45	115.45
	b. Banks & Financial Institutions	Rs. Lakh					
	c. International Institutions	Rs. Lakh	493.49			493.49	493.49
	d. Others	Rs. Lakh					

**Financial and Physical Target/Progress/Performance**  
**Herbs Production and Processing Company Ltd.**

S. No.	Description	Unit	FY 2009/2010		FY 2010/2011		2011/2012
			Actual	Target achieved %	Target	Revised Estimate	Target
4	<b>Amount Paid to GON</b>						
	a. Principal	Rs. Lakh					
	b. Interest	Rs. Lakh					
	c. Royalty	Rs. Lakh					
	d. Dividend	Rs. Lakh					
	e. Income Tax	Rs. Lakh					
	f. Value Added Tax	Rs. Lakh					
	g. Excise Duty	Rs. Lakh					
	h. Others	Rs. Lakh					
5	<b>Liabilities Payable to GON</b>						
	a. Principal	Rs. Lakh	608.94		608.94		608.94
	b. Interest	Rs. Lakh	503.52		535.74		567.97
	c. Royalty	Rs. Lakh					
	d. Dividend	Rs. Lakh					
	e. Income Tax	Rs. Lakh					
	f. Value Added Tax	Rs. Lakh					
	g. Excise Duty	Rs. Lakh					
	h. Others	Rs. Lakh					
6	<b>Share Structure</b>						
	a. GON	Rs. Lakh	275.17		275.17		275.17
	b. Corporation	Rs. Lakh	240.99		240.99		240.99
	c. Private Sector	Rs. Lakh	34.18		34.18		34.18
7	<b>Miscellaneous</b>						
	Foreign Currency	US\$					
	a. Foreign Currency Expenditure on Import	US\$ in Lakh					
	b. Foreign Currency Expenditure on Export	US\$ in Lakh					
8	<b>Contingent and Unfunded Liability</b>				<b>Unit</b>	<b>FY 2009/2010</b>	
	<b>(I) Unfunded Liability</b>				Rs. Lakh		
	a. Gratuity/ Pension				Rs. Lakh	738.56	
	b. Provident Fund				Rs. Lakh		
	c. Accumulated Staff Leave				Rs. Lakh	970.00	
	d. Unpaid Share Calls				Rs. Lakh	275.17	
	e. Others				Rs. Lakh	44.57	
	<b>(II) Contingent Liability</b>				Rs. Lakh		
	a. Litigation				Rs. Lakh		
	b. Guarantee				Rs. Lakh		
	c. Other Claims				Rs. Lakh		

<b>1</b>	<b>Name of Public Enterprise : Hetauda Cement Industry Ltd.</b>	
	Address : Hetauda-9, Lamsure, Makwanpur Telephone No: 057-520352, 524743 Fax No. : 057-521023 email : <a href="mailto:hclhtd@ntc.net.np">hclhtd@ntc.net.np</a>	Liason Office : Chobhar, Kathmandu Telephone No: 01-4239451 Fax No. : email : Website :
<b>2</b>	<b>Date of Incorporation :</b> 2033.06.13 B.S. <b>Act of Incorporation :</b> Company Act	
<b>3</b>	<b>Objectives :</b> Production & sales of Ordinary Portland & Ordinary Slag Cement.	
<b>4</b>	<b>Share Capital : (Rs. in Crore)</b> Issued : 150	Authorised : 300 Paid up : 90
<b>5</b>	<b>Governing Act :</b> Company Act 2063	
<b>6</b>	<b>Line Ministry :</b> Ministry of Industry	
<b>7</b>	<b>Financial Status : (Rs. in Lakh)</b> (A) Profit/Loss Net Profit/Loss for F/Y 2009/10 AD. Rs. : 1,170.17 Cumulative Profit/Loss at the end of F/Y2009/10 AD. Rs. : (6,198.30) (B) Networth Rs. : 2,808.55 (C) Outstanding loan to be paid to the Nepal Government : Total Overdue Principal Rs. : 1,511.00 Principal Rs. : 1,511.00 Interest Rs. : 2,350.11 Interest Rs. : 2,350.11 (D) Outstanding loan to be paid to the bank and other financial institution : Principal Rs. : Interest Rs. : (E) Investment : Loan Investment Rs. : Share Investment Rs. : 15.00 Other Investment Rs. : 4,595.75 (F) Dividend to be paid to Nepal Government Rs. : (G) Revenue to be paid to Nepal Government (upto 15 July 2010) Rs. : Income Tax Rs. : 765.42 Royalty Rs. : Excise Rs. : 0.41 Others Rs. : VAT. Rs. : 61.97 Total Rs. : 826.97 (H) Last fiscal year of audit completed : 2008/09 (I) Total amount of audit irregularities to be cleared Rs. : (J) Cleared amount of audit irregularities in F/Y 2009/10 Rs. : (K) Liability of retirement benefit of employees : Funded Rs. : 5,792.16 Unfunded Rs. : 1,196.41	
<b>8</b>	<b>No. of Employees :</b> Contract : 1	Permanent : 614 Others : 0 Temporary : 0 Total : 615
<b>9</b>	<b>Brief Statement of present activities and future plan :</b> Production and sales of Cement, Repair and Maintenance of Plant and Machinery and Dust Control Mechanish (RABH) Irrection is currently running. It will be completed on August 2011.	

## Financial and Physical Target/Progress/Performance

### Hetauda Cement Industry Ltd.

S. No.	Description	Unit	FY 2009/2010		FY 2010/2011		2011/2012
			Actual	Target achieved %	Target	Revised Estimate	Target
	<b>Total Production Capacity</b>	M.ton	260000		260000		260000
1	<b>Production</b>	M.ton					
	a. Ordinary Portland Cement	M.ton	100,371		156,000	100,000	156,000
	b. Ordinary Slag Cement	M.ton	0		0	0	0
	c. Ordinary Pojalana Cement	M.ton	0		0	0	0
2	<b>Purchase</b>	M.ton					
	a. Gypsum	M.ton	3,446		7,760	3,500	7,000
	b. Iron-ore	M.ton	3,971		3,555	0	3,500
	c. Bora (Empty cement bag)	Nos Lakh	20		31	23	31
	d. Coal	M.ton	24,457		35,000	27,000	35,000
3	<b>Sales</b>	M.ton					
	a. Ordinary Portland Cement	M.ton	101,006		156,000	100,002	156,000
	b. Ordinary Slag Cement	M.ton	0				
	c. Ordinary Pojalana Cement	M.ton	0				
4	<b>Closing Inventory</b>	Rs. Lakh	343		0	350	300
5	<b>Staff/Labourer</b>						
	<b>(a) Employees</b>	Nos.	615		595	595	561
	Technical	Nos.	448		436	436	413
	Non - Technical	Nos.	167		159	159	148
	<b>Permanent</b>	Nos.	614		595	595	561
	Officer Level	Nos.	192		185	185	174
	Assistant Level	Nos.	422		410	410	387
	<b>Temporary</b>	Nos.	0				
	Officer Level	Nos.	0				
	Assistant Level	Nos.	0				
	<b>Daily Wages</b>	Nos.	0				
	Officer Level	Nos.	0				
	Assistant Level	Nos.	0				
	<b>Contract</b>	Nos.	1				
	Officer Level	Nos.	1				
	Assistant Level	Nos.	0				
	<b>(b) Labourer</b>	Nos.	0				
	Permanent	Nos.	0				
	Temporary	Nos.	0				
	Daily Wages/Contract	Nos.	0				
	<b>(c) Board members</b>	Nos.	5		5	5	5
6	<b>Dealers/Distributors</b>	Nos.	776			610	575

## Financial and Physical Target/Progress/Performance

### Hetauda Cement Industry Ltd.

S. No.	Description	Unit	FY 2009/2010		FY 2010/2011		2011/2012
			Actual	Target achieved %	Target	Revised Estimate	Target
<b>Financial Details</b>							
1	Gross Operating Income	Rs. Lakh	9,592		15,288	9,979	15,567
2	Total Expenditure	Rs. Lakh	6,832		11,285	8,808	12,132
3	Operating Profit/Loss	Rs. Lakh	1,163		4,003	546	2,586
4	Other Income	Rs. Lakh	519		350	520	525
5	Net Profit/Loss (after Income Tax and Bonus)	Rs. Lakh	1,170		3,164	742	2,533
6	Administrative Overhead	Rs. Lakh	1,281		2,859	1,505	2,140
7	Depreciation	Rs. Lakh	174		197	170	290
8	Amortization Expenses	Rs. Lakh	0		0	0	0
9	Interest Expenses	Rs. Lakh	143		129	135	124
10	Provisions	Rs. Lakh	520		850	600	800
11	Total Fixed Expenses	Rs. Lakh	3,817		4,035	4,144	4,966
12	Net Fixed Assets	Rs. Lakh	2,395		3,484	2,275	3,235
13	Capital Work-in-Progress	Rs. Lakh	0		0	0	0
14	Investment	Rs. Lakh	4,611		15	5,211	5,511
15	Current Assets	Rs. Lakh	9,796		8,312	6,526	5,569
16	Current Liabilities	Rs. Lakh	10,133		9,264	6,901	5,670
17	Working Capital	Rs. Lakh	(337)		(952)	375	101
18	Unamortized Expenses	Rs. Lakh			0	0	0
19	Cumulative Loss	Rs. Lakh	6,198		3,258	5,456	2,923
20	Net Capital Employed	Rs. Lakh	2,809		2,532	3,550	6,084
21	Net Worth	Rs. Lakh	2,809		5,749	3,550	6,084
22	Share Capital	Rs. Lakh	9,007		9,007	9,007	9,007
23	Capital Grant	Rs. Lakh	0		0	0	0
24	Cumulative Profit	Rs. Lakh	(6,198)		(3,258)	(5,456)	(2,923)
25	General Reserve	Rs. Lakh	2			2	2
26	Share Holders Fund	Rs. Lakh	2,808				
27	Long Term Loan	Rs. Lakh	3,861				
28	Short Term Loan	Rs. Lakh	0				
29	Loan Installment Due	Rs. Lakh	1,511		811	1,361	861
30	Closing Debtors	Rs. Lakh	2,392		1,525	2,310	2,010



## Financial and Physical Target/Progress/Performance

### Hetauda Cement Industry Ltd.

S. No.	Description	Unit	FY 2009/2010		FY 2010/2011		2011/2012
			Actual	Target achieved %	Target	Revised Estimate	Target
	<b>Financial Status</b>						
1	Net Profit Ratio	Percentage	12.12		26.18	5.47	16.61
2	Return on Capital Employed	Percentage	41.39		48.47	15.38	42.51
3	Return on Equity	Percentage	18.67		35.12	11.83	34.54
4	Operating Expenses Ratio	Percentage	87.88		73.81	94.53	83.39
5	Debt Equity Ratio	Ratio	0=20		0=09	0=18	0=11
6	Debt Coverage Ratio	Ratio	0=51		1=32	0=39	0=72
7	Current Assets/Current Liabilities	Ratio	0=43		0=89	0=61	0=47
8	Quick/Acid Test Ratio	Ratio	0=82		0=51	0=41	0=45
9	Fixed Assets Turnover Ratio	Ratio	0=25		0=23	0=23	0=20
10	Inventory Turnover Ratio	Ratio	0=41		0=23	0=37	0=25
11	Debtors Turnover Ratio	Ratio	99=00		99=00	99=00	99=00
12	Average Collection Period	Days	0.37		0.40	0.37	0.23
13	Employees' Productivity	Rs. Lakh	57		25	63	105
14	Administrative Overhead Ratio	Percentage	16.50		32.00	16.49	17.00
15	Workers Productivity Unit		225.45		0.00	229.36	377.72
16	Break Even Point						
	a. in Units		77,426		78,299	88,361	102,580
	b. in Value	Rs. Lakh	7,353		7,673	8,817	10,236
	<b>Subsidy, Loan and Liabilities</b>						
1	<b>Subsidy Received</b>						
	a. From GON	Rs. Lakh	0.00				
	b. From International Institutions	Rs. Lakh	0.00				
2	<b>Loan</b>						
	<b>From GON</b>						
	a. Loan Amount Received	Rs. Lakh					
	b. Loan Amount Paid	Rs. Lakh	100		600	150	500
	<b>From Banks and Financial Institutions</b>						
	a. Loan Amount Received	Rs. Lakh					
	b. Loan Amount Paid	Rs. Lakh					
	<b>From International Institutions</b>						
	a. Loan Amount Received	Rs. Lakh	0.00				
	b. Loan Amount Paid	Rs. Lakh	0.00				
	<b>Others</b>						
	a. Loan Amount Received	Rs. Lakh	0.00				
	b. Loan Amount Paid	Rs. Lakh	0.00				
3	<b>Loan &amp; Liabilities Outstanding</b>						
	a. GON	Rs. Lakh	1,511		811	1,361	861
	b. Banks & Financial Institutions	Rs. Lakh	0				
	c. International Institutions	Rs. Lakh	0				
	d. Others	Rs. Lakh	0				

## Financial and Physical Target/Progress/Performance

### Hetauda Cement Industry Ltd.

S. No.	Description	Unit	FY 2009/2010		FY 2010/2011		2011/2012
			Actual	Target achieved %	Target	Revised Estimate	Target
4	<b>Amount Paid to GON</b>						
	a. Principal	Rs. Lakh	100		600	150	500
	b. Interest	Rs. Lakh	100		600	150	500
	c. Royalty	Rs. Lakh	12		33	20	32
	d. Dividend	Rs. Lakh	0		0	0	0
	e. Income Tax	Rs. Lakh					
	f. Value Added Tax	Rs. Lakh	1,269		2,022	1,298	2,024
	g. Excise Duty	Rs. Lakh	172		265	170	265
	h. Others	Rs. Lakh	31		16	32	35
5	<b>Liabilities Payable to GON</b>						
	a. Principal	Rs. Lakh	1,511		811	1,361	861
	b. Interest	Rs. Lakh	2,350		1,780	2,200	1,700
	c. Royalty	Rs. Lakh	0		0	0	0
	d. Dividend	Rs. Lakh	0		0	0	0
	e. Income Tax	Rs. Lakh	0		0	0	0
	f. Value Added Tax	Rs. Lakh	61.97		95	6,500	8,000
	g. Excise Duty	Rs. Lakh	0.00		0	0	0
	h. Others	Rs. Lakh	0.00		0	0	0
6	<b>Share Structure</b>						
	a. GON	Rs. Lakh	9,007		9,007	9,007	9,007
	b. Corporation	Rs. Lakh	0.00		0	0	0
	c. Private Sector	Rs. Lakh	0.00		0	0	0
7	<b>Miscellaneous</b>						
	Foreign Currency	US\$					
	a. Foreign Currency Expenditure on Import	US\$ in Lakh					
	b. Foreign Currency Expenditure on Export	US\$ in Lakh					
8	<b>Contingent and Unfunded Liability</b>				<b>Unit</b>	<b>FY 2009/2010</b>	
	<b>(I) Unfunded Liability</b>				Rs. Lakh		
	a. Gratuity/ Pension				Rs. Lakh	401	
	b. Provident Fund				Rs. Lakh	0	
	c. Accumulated Staff Leave				Rs. Lakh	0	
	d. Unpaid Share Calls				Rs. Lakh	0	
	e. Others (Medical Facilities) - Retirement scheme				Rs. Lakh	796	
	<b>(II) Contingent Liability</b>				Rs. Lakh		
	a. Litigation				Rs. Lakh		
	b. Guarantee				Rs. Lakh		
	c. Other Claims				Rs. Lakh		

<b>1</b>	<b>Name of Public Enterprise : Janakpur Cigarette Factory Ltd.</b>	
	Address : Janakpurdham Telephone No: 041-520127, 520150 Fax No. : 041-521004 email : <a href="mailto:jcfink@ntc.net.np">jcfink@ntc.net.np</a>	Liason Office : New Baneshwor, Kathmandu Telephone No: 01-4782239 Fax No. : 01-4781379 email : <a href="mailto:jcfink@ntc.net.np">jcfink@ntc.net.np</a> Website :
<b>2</b>	<b>Date of Incorporation :</b> 2021-08-03 B.S. <b>Act of Incorporation :</b> Company Act	
<b>3</b>	<b>Objectives :</b> To attain the self sufficiency in Cigarette supply in order to increase its contribution to the national economy.	
<b>4</b>	<b>Share Capital : (Rs. in Crore)</b> Issued : 4.08	Authorised : 8.00 Paid up : 4.08
<b>5</b>	<b>Governing Act :</b> Company Act 2063	
<b>6</b>	<b>Line Ministry :</b> Ministry of Industry	
<b>7</b>	<b>Financial Status : (Rs. in Lakh)</b> (A) Profit/Loss Net Profit/Loss for F/Y 2009/10 AD. Rs. : (5009) Cumulative Profit/Loss at the end of F/Y 2009/10 AD. Rs. : (8008) (B) Networth Rs. : (7055) (C) Outstanding loan to be paid to the Nepal Government : Total Overdue Principal Rs. : 2600 Principal Rs. : Interest Rs. : Interest Rs. : (D) Outstanding loan to be paid to the bank and other financial institution : Principal Rs. : 5455.00 Interest Rs. : (E) Investment : Loan Investment Rs. : Share Investment Rs. : 495.00 Other Investment Rs. : (F) Dividend to be paid to Nepal Government Rs. : (G) Revenue to be paid to Nepal Government (upto 15 July 2010) Rs. : Income Tax Rs. : Royalty Rs. : Excise Rs. : Others Rs. : VAT. Rs. : 509.00 Total Rs. : (H) Last fiscal year of audit completed : 2007/08 (I) Total amount of audit irregularities to be cleared Rs. : (J) Cleared amount of audit irregularities in F/Y 2009/10 Rs. : (K) Liability of retirement benefit of employees : Funded Rs. : Unfunded Rs. :	
<b>8</b>	<b>No. of Employees :</b> Contract : 39	Permanent : 943 Others : 3 Temporary : 0 Total : 985
<b>9</b>	<b>Brief Statement of present activities and future plan :</b> Producing and selling different brands of cigarettes with the help of existing old machines. Introducing new brands of cigarette in the market in the near future. Executing various plans in the future for the purpose of competing with competitors, modernising machines and developing human resources as sources available.	

## Financial and Physical Target/Progress/Performance

### Janakpur Cigarette Factory Ltd.

S. No.	Description	Unit	FY 2009/2010		FY 2010/2011		2011/2012
			Actual	Target achieved %	Target	Revised Estimate	Target
	<b>Total Production Capacity</b>		4.13		30		
1	<b>Production</b>						
	a. Cigarette (Different Brand)	Lakh M.	4.13		23.6		
2	<b>Purchase</b>						
	a.						
3	<b>Sales</b>						
	a. Cigarette (Different Brand)	Lakh M.	4.29		23.6		
4	<b>Closing Inventory</b>	Rs. Lakh	900				
5	<b>Staff/Labourer</b>						
	<b>(a) Employees</b>	Nos.	985		947		
	Technical	Nos.	422		399		
	Non - Technical	Nos.	563		548		
	<b>Permanent</b>	Nos.	943		905		
	Officer Level	Nos.	105		100		
	Assistant Level	Nos.	838		805		
	<b>Temporary</b>	Nos.					
	Officer Level	Nos.					
	Assistant Level	Nos.					
	<b>Daily Wages</b>	Nos.	3		3		
	Officer Level	Nos.	3		3		
	Assistant Level	Nos.					
	<b>Contract</b>	Nos.	39		39		
	Officer Level	Nos.	4		4		
	Assistant Level	Nos.	35		35		
	<b>(b) Labourer</b>	Nos.	985		947		
	Permanent	Nos.	943		905		
	Temporary	Nos.					
	Daily Wages/Contract	Nos.	42		42		
	<b>(c) Board members</b>	Nos.	7		7		
6	<b>Dealers/Distributors</b>	Nos.	57		80		

## Financial and Physical Target/Progress/Performance

### Janakpur Cigarette Factory Ltd.

S. No.	Description	Unit	FY 2009/2010		FY 2010/2011		2011/2012
			Actual	Target achieved %	Target	Revised Estimate	Target
	<b>Financial Details</b>						
1	Gross Operating Income	Rs. Lakh	3775		22415		
2	Total Expenditure	Rs. Lakh	8884		22142		
3	Operating Profit/Loss	Rs. Lakh	5109		273		
4	Other Income	Rs. Lakh	100		100		
5	Net Profit/Loss (after Income Tax and Bonus)	Rs. Lakh	(5009)		336		
6	Administrative Overhead	Rs. Lakh	3770		2802		
7	Depreciation	Rs. Lakh	40		35		
8	Amortization Expenses	Rs. Lakh					
9	Interest Expenses	Rs. Lakh	400		400		
10	Provisions	Rs. Lakh	264		264		
11	Total Fixed Expenses	Rs. Lakh	5113		2204		
12	Net Fixed Assets	Rs. Lakh	400		350		
13	Capital Work-in-Progress	Rs. Lakh					
14	Investment	Rs. Lakh	540		650		
15	Current Assets	Rs. Lakh	2195		2550		
16	Current Liabilities	Rs. Lakh	2135		2374		
17	Working Capital	Rs. Lakh	60		176		
18	Unamortized Expenses	Rs. Lakh					
19	Cumulative Loss	Rs. Lakh	(8008)		8173		
20	Net Capital Employed	Rs. Lakh	460.00		526		
21	Net Worth	Rs. Lakh	(7055)		7220		
22	Share Capital	Rs. Lakh	408.00		408		
23	Capital Grant	Rs. Lakh					
24	Cumulative Profit	Rs. Lakh					
25	General Reserve	Rs. Lakh	545.00		545		
26	Share Holders Fund	Rs. Lakh	(7055.00)		953		
27	Long Term Loan	Rs. Lakh	8055.00		7555		
28	Short Term Loan	Rs. Lakh					
29	Loan Installment Due	Rs. Lakh					
30	Closing Debtors	Rs. Lakh	600.00		650		

## Financial and Physical Target/Progress/Performance

### Janakpur Cigarette Factory Ltd.

S. No.	Description	Unit	FY 2009/2010		FY 2010/2011		2011/2012
			Actual	Target achieved %	Target	Revised Estimate	Target
	<b>Financial Status</b>						
1	Net Profit Ratio	Percentage	(135.33)		1.22		
2	Return on Capital Employed	Percentage	(8089.00)		63.88		
3	Return on Equity	Percentage	(525.60)		35.26		
4	Operating Expenses Ratio	Percentage	235.34		98.78		
5	Debt Equity Ratio	Ratio					
6	Debt Coverage Ratio	Ratio					
7	Current Assets/Current Liabilities	Ratio	1.03		1.07		
8	Quick/Acid Test Ratio	Ratio	0.61		0.65		
9	Fixed Assets Turnover Ratio	Ratio	9.44		63.26		
10	Inventory Turnover Ratio	Ratio	4.19		22.14		
11	Debtors Turnover Ratio	Ratio	6.29		34.06		
12	Average Collection Period	Days					
13	Employees' Productivity	Rs. Lakh	3.83		23.38		
14	Administrative Overhead Ratio	Percentage	99.86		12.5		
15	Workers Productivity Unit		979		5915		
16	Break Even Point						
	a. in Units		5484		21.00		
	b. in Value	Rs. Lakh					
	<b>Subsidy, Loan and Liabilities</b>						
1	<b>Subsidy Received</b>						
	a. From GON	Rs. Lakh					
	b. From International Institutions	Rs. Lakh					
2	<b>Loan</b>						
	<b>From GON</b>						
	a. Loan Amount Received	Rs. Lakh	2600		2600		
	b. Loan Amount Paid	Rs. Lakh					
	<b>From Banks and Financial Institutions</b>						
	a. Loan Amount Received	Rs. Lakh	5455		4955		
	b. Loan Amount Paid	Rs. Lakh					
	<b>From International Institutions</b>						
	a. Loan Amount Received	Rs. Lakh					
	b. Loan Amount Paid	Rs. Lakh					
	<b>Others</b>						
	a. Loan Amount Received	Rs. Lakh					
	b. Loan Amount Paid	Rs. Lakh					
3	<b>Loan &amp; Liabilities Outstanding</b>						
	a. GON	Rs. Lakh					
	b. Banks & Financial Institutions	Rs. Lakh					
	c. International Institutions	Rs. Lakh					
	d. Others	Rs. Lakh					

**Financial and Physical Target/Progress/Performance**

**Janakpur Cigarette Factory Ltd.**

S. No.	Description	Unit	FY 2009/2010		FY 2010/2011		2011/2012
			Actual	Target achieved %	Target	Revised Estimate	Target
4	<b>Amount Paid to GON</b>						
	a. Principal	Rs. Lakh					
	b. Interest	Rs. Lakh					
	c. Royalty	Rs. Lakh					
	d. Dividend	Rs. Lakh					
	e. Income Tax	Rs. Lakh					
	f. Value Added Tax	Rs. Lakh	492		2873		
	g. Excise Duty	Rs. Lakh	1292		7958		
	h. Others	Rs. Lakh					
5	<b>Liabilities Payable to GON</b>						
	a. Principal	Rs. Lakh					
	b. Interest	Rs. Lakh					
	c. Royalty	Rs. Lakh					
	d. Dividend	Rs. Lakh	0		55		
	e. Income Tax	Rs. Lakh	0		0		
	f. Value Added Tax	Rs. Lakh	0		0		
	g. Excise Duty	Rs. Lakh					
	h. Others	Rs. Lakh					
6	<b>Share Structure</b>						
	a. GON	Rs. Lakh	408		408		
	b. Corporation	Rs. Lakh					
	c. Private Sector	Rs. Lakh					
7	<b>Miscellaneous</b>						
	Foreign Currency	US\$					
	a. Foreign Currency Expenditure on Import	US\$ in Lakh					
	b. Foreign Currency Expenditure on Export	US\$ in Lakh					
8	<b>Contingent and Unfunded Liability</b>				<b>Unit</b>	<b>FY 2009/2010</b>	
	<b>(I) Unfunded Liability</b>				Rs. Lakh		
	a. Gratuity/ Pension				Rs. Lakh		
	b. Provident Fund				Rs. Lakh		
	c. Accumulated Staff Leave				Rs. Lakh		
	d. Unpaid Share Calls				Rs. Lakh		
	e. Others				Rs. Lakh		
	<b>(II) Contingent Liability</b>				Rs. Lakh		
	a. Litigation				Rs. Lakh		
	b. Guarantee				Rs. Lakh		
	c. Other Claims				Rs. Lakh		

<b>1</b>	<b>Name of Public Enterprise : Nepal Ausadhi Limited</b>		
	Address : Babarmahal, Kathmandu	Liason Office :	
	Telephone No: 4221512	Telephone No:	
	Fax No. : 00977-1-4226116	Fax No. :	
	email : <a href="mailto:nal@mail.com.np">nal@mail.com.np</a>	email :	
<b>2</b>	<b>Date of Incorporation :</b> 2029/06/01 B.S.		Website :
	<b>Act of Incorporation :</b> Company Act, 2021		
<b>3</b>	<b>Objectives :</b> To produce safe, efficacious and quality medicines in a reasonable price. Produce emergency life saving drugs.		
<b>4</b>	<b>Share Capital : (Rs. in Crore)</b>	Authorised : 15.00	
	Issued :	Paid up : 7.55	
<b>5</b>	<b>Governing Act :</b> Company Act 2063		
<b>6</b>	<b>Line Ministry :</b> Ministry of Industry		
<b>7</b>	<b>Financial Status : (Rs. in Lakh)</b>		
	(A) Profit/Loss		
	Net Profit/Loss for F/Y 2009/10 AD.	:	(750.69)
	Cumulative Profit/Loss at the end of F/Y 2009/10 AD.	:	(4,858.52)
	(B) Networth Rs. : (3,734.00)		
	(C) Outstanding loan to be paid to the Nepal Government :		
	<u>Total</u>	<u>Overdue</u>	
	Principal Rs. : 2,177.00	Principal Rs. : 355.00	
	Interest Rs. : 239.00	Interest Rs. : 239	
	(D) Outstanding loan to be paid to the bank and other financial institution :		
	Principal Rs. : 695.00		
	Interest Rs. : 63.00		
	(E) Investment :		
	Loan Investment Rs. : 13		
	Share Investment Rs. :		
	Other Investment Rs. :		
	(F) Dividend to be paid to Nepal Government Rs. :		
	(G) Revenue to be paid to Nepal Government (upto 15 July 2010) Rs. :		
	Income Tax Rs. :	Royalty Rs. : 151	
	Excise Rs. :	Others Rs. : 16	
	VAT. Rs. :	Total Rs. : 167	
	(H) Last fiscal year of audit completed : 2007/08		
	(I) Total amount of audit irregularities to be cleared Rs. :		
	(J) Cleared amount of audit irregularities in F/Y 2009/10 Rs. :		
	(K) Liability of retirement benefit of employees :		
	Funded Rs. :		
	Unfunded Rs. : 1,301.00		
<b>8</b>	<b>No. of Employees :</b>	Permanent : 286	Temporary :
	Contract : 1	Others : 2	Total : 289
<b>9</b>	<b>Brief Statement of present activities and future plan :</b>		
	To continue previous products by increasing the quality of products. Aims to meet the national demand in injectable fluids, dialyss fluids, Jeevan Jal and cetamol. To run the factory according to national GMP		



## Financial and Physical Target/Progress/Performance

### Nepal Ausadhi Limited

S. No.	Description	Unit	FY 2009/2010		FY 2010/2011		2011/2012
			Actual	Target achieved %	Target	Revised Estimate	Target
	<b>Total Production Capacity</b>						
1	<b>Production</b>						
	a. Tablets	Th. Nos	138173.00		154000.00	3%	100000
	b. Liquid Infusion Files	Th. Nos	754.00	56.00	345.00	5%	200.00
	c. Capsules	Th Nos	3300.00	0.00			
	d. Powder suspension	Th Nos					
	e. Jivan Jal ( R. D. Soal )	Pkt In Th	2200.00	96.00	2000.00		2000.00
	f. I.V./E.N.T.	BTL Th	613.00	67.00	2.00	1%	3000.00
	g. E.N.T.	BTL Th					
2	<b>Purchase</b>	Rs. Lakh					
	a. Internal	Rs. Lakh	38.00				
	b. External	Rs. Lakh	8.00				
3	<b>Sales</b>	Rs. Lakh	93.00	0.80			
	a. Tablets	Th Nos	16817.00	12.70	154000.00		
	b. Liquid Infusion Files	Th Nos	56.00	7.00	345.00		
	c. Capsules	Th Nos					
	d. Powder suspension	Th Nos					
	e. Jivan Jal ( R. D. Soal )	Pkt In Th	96.00	4.40	2000.00		
	f. I. V./E. N. T Bottle	BTL Th	67.00	11.00	2.00		
	g. E.N.T.	BTL Th					
4	<b>Closing Inventory</b>	Rs. Lakh	210.00				
5	<b>Staff/Labourer</b>						
	<b>(a) Employees</b>	Nos.	286				
	Technical	Nos.	251				
	Non - Technical	Nos.	35				
	<b>Permanent</b>	Nos.					
	Officer Level	Nos.	30				
	Assistant Level	Nos.	256				
	<b>Temporary</b>	Nos.					
	Officer Level	Nos.					
	Assistant Level	Nos.					
	<b>Daily Wages</b>	Nos.					
	Officer Level	Nos.					
	Assistant Level	Nos.					
	<b>Contract</b>	Nos.					
	Officer Level	Nos.	1	1			
	Assistant Level	Nos.					
	<b>(b) Labourer</b>	Nos.					
	Permanent	Nos.					
	Temporary	Nos.					
	Daily Wages/Contract	Nos.	2	2			
	<b>(c) Board members</b>	Nos.	4				
6	<b>Dealers/Distributors</b>	Nos.	54				

## Financial and Physical Target/Progress/Performance

### Nepal Ausadhi Limited

S. No.	Description	Unit	FY 2009/2010		FY 2010/2011		2011/2012
			Actual	Target achieved %	Target	Revised Estimate	Target
<b>Financial Details</b>							
1	Gross Operating Income	Rs. Lakh	93.00	0.80	1416.00		
2	Total Expenditure	Rs. Lakh	894.00		1389.00		
3	Operating Profit/Loss	Rs. Lakh	(801.00)		27.00		
4	Other Income	Rs. Lakh	43.00		90.00		
5	Net Profit/Loss (after Income Tax and Bonus)	Rs. Lakh	(758.00)		117.00		
6	Administrative Overhead	Rs. Lakh	117.00		120.00		
7	Depreciation	Rs. Lakh	13.00		13.00		
8	Amortization Expenses	Rs. Lakh					
9	Interest Expenses	Rs. Lakh	124.00		125.00		
10	Provisions	Rs. Lakh	196.00		200.00		
11	Total Fixed Expenses	Rs. Lakh					
12	Net Fixed Assets	Rs. Lakh	241.00		240.00		
13	Capital Work-in-Progress	Rs. Lakh					
14	Investment	Rs. Lakh	13.00		13.00		
15	Current Assets	Rs. Lakh	829.00		850.00		
16	Current Liabilities	Rs. Lakh	3056.00		1800.00		
17	Working Capital	Rs. Lakh	(2227.00)		(800.00)		
18	Unamortized Expenses	Rs. Lakh					
19	Cumulative Loss	Rs. Lakh	(4859.00)		(5000.00)		
20	Net Capital Employed	Rs. Lakh	(1986.00)		1100.00		
21	Net Worth	Rs.	(3794.00)				
22	Share Capital	Rs. Lakh	747.00		747.00		
23	Capital Grant	Rs. Lakh	189.00		189.00		
24	Cumulative Profit	Rs. Lakh					
25	General Reserve	Rs. Lakh	60.00		60.00		
26	Share Holders Fund	Rs. Lakh					
27	Long Term Loan	Rs. Lakh	1821.00		1800.00		
28	Short Term Loan	Rs. Lakh	695.00		695.00		
29	Loan Installment Due	Rs. Lakh	1051.00		400.00		
30	Closing Debtors	Rs. Lakh	3473.00		3500.00		

## Financial and Physical Target/Progress/Performance

### Nepal Ausadhi Limited

S. No.	Description	Unit	FY 2009/2010		FY 2010/2011		2011/2012
			Actual	Target achieved %	Target	Revised Estimate	Target
	<b>Financial Status</b>						
1	Net Profit Ratio	Rs. Lakh	8.08				
2	Return on Capital Employed	Rs. Lakh					
3	Return on Equity	Percentage	(0.02)				
4	Operating Expenses Ratio	Percentage	(961.00)				
5	Debt Equity Ratio	Ratio	0.17				
6	Debt Coverage Ratio	Ratio	3.04				
7	Current Assets/Current Liabilities	Ratio	0.49				
8	Quick/Acid Test Ratio	Ratio	0.32				
9	Fixed Assets Turnover Ratio	Ratio	0.39				
10	Inventory Turnover Ratio	Ratio	0.33				
11	Debtors Turnover Ratio	Ratio	0.23				
12	Average Collection Period	Days	62.00				
13	Employees' Productivity	Rs. Lakh	0.32				
14	Administrative Overhead Ratio	Percentage	1.25				
15	Workers Productivity Unit	Rs. Lakh					
16	Break Even Point						
	a. in Units	Lakh	1355.00				
	b. in Value	Rs. Lakh	12.00				
	<b>Subsidy, Loan and Liabilities</b>						
1	<b>Subsidy Received</b>						
	a. From GON	Rs. Lakh					
	b. From International Institutions	Rs. Lakh	249.00				
2	<b>Loan</b>						
	<b>From GON</b>						
	a. Loan Amount Received	Rs. Lakh	2177.00				
	b. Loan Amount Paid	Rs. Lakh					
	<b>From Banks and Financial Institutions</b>						
	a. Loan Amount Received	Rs. Lakh	695.00				
	b. Loan Amount Paid	Rs. Lakh					
	<b>From International Institutions</b>						
	a. Loan Amount Received	Rs. Lakh					
	b. Loan Amount Paid	Rs. Lakh					
	<b>Others</b>						
	a. Loan Amount Received	Rs. Lakh					
	b. Loan Amount Paid	Rs. Lakh					
3	<b>Loan &amp; Liabilities Outstanding</b>						
	a. GON	Rs. Lakh	2416.00				
	b. Banks & Financial Institutions	Rs. Lakh	758.00				
	c. International Institutions	Rs. Lakh					
	d. Others	Rs. Lakh					

## Financial and Physical Target/Progress/Performance

### Nepal Ausadhi Limited

S. No.	Description	Unit	FY 2009/2010		FY 2010/2011		2011/2012
			Actual	Target achieved %	Target	Revised Estimate	Target
4	<b>Amount Paid to GON</b>						
	a. Principal	Rs. Lakh					
	b. Interest	Rs. Lakh					
	c. Royalty	Rs. Lakh					
	d. Dividend	Rs. Lakh					
	e. Income Tax	Rs. Lakh	0.07				
	f. Value Added Tax	Rs. Lakh	3.00				
	g. Excise Duty	Rs. Lakh					
	h. Others	Rs. Lakh					
5	<b>Liabilities Payable to GON</b>						
	a. Principal	Rs. Lakh	2177.00				
	b. Interest	Rs. Lakh	239.00				
	c. Royalty	Rs. Lakh	151.00		151.00		151.00
	d. Dividend	Rs. Lakh					
	e. Income Tax	Rs. Lakh					
	f. Value Added Tax	Rs. Lakh					
	g. Excise Duty	Rs. Lakh					
	h. Others	Rs. Lakh	16.00				
6	<b>Share Structure</b>						
	a. GON	Rs. Lakh	747.00		747.00		747.00
	b. Corporation	Rs. Lakh	7.00		7.00		7.00
	c. Private Sector	Rs. Lakh					
7	<b>Miscellaneous</b>						
	Foreign Currency	US\$					
	a. Foreign Currency Expenditure on Import	US\$ in Lakh					
	b. Foreign Currency Expenditure on Export	US\$ in Lakh					
8	<b>Contingent and Unfunded Liability</b>				<b>Unit</b>	<b>FY 2009/2010</b>	
	<b>(I) Unfunded Liability</b>				Rs. Lakh		
	a. Gratuity/ Pension				Rs. Lakh	747	
	b. Provident Fund				Rs. Lakh	202	
	c. Accumulated Staff Leave				Rs. Lakh	232	
	d. Unpaid Share Calls				Rs. Lakh		
	e. Others (Medical Expenses)				Rs. Lakh	296	
	<b>(II) Contingent Liability</b>				Rs. Lakh		
	a. Litigation				Rs. Lakh		
	b. Guarantee				Rs. Lakh		
	c. Other Claims				Rs. Lakh		

<b>1</b>	<b>Name of Public Enterprise : Udayapur Cement Industry Ltd.</b>	
	Address : Triyuga Municipality-11, Jaljale, Udayapur	Liason Office : Anamnagar, Kathmandu
	Telephone No: 035-420285,420286	Telephone No: 01-4102603
	Fax No. : 035-420285,420281	Fax No. : 01-4267001
	email : <a href="mailto:ucil@ntc.net.np">ucil@ntc.net.np</a>	email :
<b>2</b>	<b>Date of Incorporation</b> : 2044/02/31 B.S.	<b>Website</b> :
	<b>Act of Incorporation</b> : Company Act, 2021	
<b>3</b>	<b>Objectives</b> : Quality cement production & sales.	
<b>4</b>	<b>Share Capital : (Rs. in Crore)</b>	Authorised : 400
	Issued : 365	Paid up : 365
<b>5</b>	<b>Governing Act</b> : Company Act 2063	
<b>6</b>	<b>Line Ministry</b> : Ministry of Industry	
<b>7</b>	<b>Financial Status : (Rs. in Lakh)</b>	
	(A) Profit/Loss	
	Net Profit/Loss for F/Y 2009/10 AD. Rs.	: (879.84)
	Cumulative Profit/Loss at the end of F/Y 2009/10 AD. Rs.	: (17730.49)
	(B) Networth Rs. : 18750.00	
	(C) Outstanding loan to be paid to the Nepal Government :	
	<u>Total</u>	<u>Overdue</u>
	Principal Rs. : 17400.00	Principal Rs. :
	Interest Rs. : 8029.31	Interest Rs. : 8029.31
	(D) Outstanding loan to be paid to the bank and other financial institution :	
	Principal Rs. :	
	Interest Rs. :	
	(E) Investment :	
	Loan Investment Rs. : 34	
	Share Investment Rs. : 76.95	
	Other Investment Rs. : 500	
	(F) Dividend to be paid to Nepal Government Rs. :	
	(G) Revenue to be paid to Nepal Government (upto 15 July 2010) Rs. :	
	Income Tax Rs. :	Royalty Rs. :
	Excise Rs. :	Others Rs. :
	VAT. Rs. :	Total Rs. :
	(H) Last fiscal year of audit completed : 2004/05	
	(I) Total amount of audit irregularities to be cleared Rs. :	
	(J) Cleared amount of audit irregularities in F/Y 2009/10 Rs. :	
	(K) Liability of retirement benefit of employees :	
	Funded Rs. : 999.72	
	Unfunded Rs. : 359.32	
<b>8</b>	<b>No. of Employees :</b>	Permanent : 549
	Contract :	Temporary :
	Others :	Total : 549
<b>9</b>	<b>Brief Statement of present activities and future plan :</b>	
	1. Recapitalization of present capitalization 2. Purchase and installation a diesel generator. 3. Rehabiliattation/Replacement of various Plant & Equipment & machinary parts.	

**Financial and Physical Target/Progress/Performance**  
**Udayapur Cement Industry Ltd.**

S. No.	Description	Unit	FY 2009/2010		FY 2010/2011		2011/2012
			Actual	Target achieved %	Target	Revised Estimate	Target
	<b>Total Production Capacity</b>	M.ton	277200		277200		277200
1	<b>Production</b>	M.ton					
	a. Ordinary Portland Cement	M.ton	72751	59.49	138600	97020	138600
	b. Ordinary Slag Cement	M.ton					
	c. Ordinary Pojalana Cement	M.ton					
2	<b>Purchase</b>	M.ton					
	a. Gypsum	M.ton	4403		6800	4500	6800
	b. Iron-ore	M.ton	0		2200	1500	2200
	c. Bora (Empty cement bag)	Nos Lakh	15		28	20	28
3	<b>Sales</b>	M.ton					
	a. Ordinary Portland Cement	M.ton	71345	51.48	138600	97020	138600
	b. Ordinary Slag Cement	M.ton					
	c. Ordinary Pojalana Cement	M.ton					
4	<b>Closing Inventory</b>	Rs. Lakh	7622	92.21	8266	7622	8266
5	<b>Staff/Labourer</b>						
	<b>(a) Employees</b>	Nos.	549		548	548	548
	Technical	Nos.	398		397	397	397
	Non - Technical	Nos.	151		151	151	151
	<b>Permanent</b>	Nos.	549		548	548	548
	Officer Level	Nos.	154		154	154	154
	Assistant Level	Nos.	395		394	394	394
	<b>Temporary</b>	Nos.					
	Officer Level	Nos.					
	Assistant Level	Nos.					
	<b>Daily Wages</b>	Nos.					
	Officer Level	Nos.					
	Assistant Level	Nos.					
	<b>Contract</b>	Nos.					
	Officer Level	Nos.					
	Assistant Level	Nos.					
	<b>(b) Labourer</b>	Nos.					
	Permanent	Nos.					
	Temporary	Nos.					
	Daily Wages/Contract	Nos.					
	<b>(c) Board members</b>	Nos.	7			7	
6	<b>Dealers/Distributors</b>	Nos.	498	83.00	600	550	600

**Financial and Physical Target/Progress/Performance**  
**Udayapur Cement Industry Ltd.**

S. No.	Description	Unit	FY 2009/2010		FY 2010/2011		2011/2012
			Actual	Target achieved %	Target	Revised Estimate	Target
	<b>Financial Details</b>						
1	Gross Operating Income	Rs. Lakh	6755	50.03	13502	9451	13502
2	Total Expenditure	Rs. Lakh	7851	56.18	13975	11887	13975
3	Operating Profit/Loss	Rs. Lakh	(1096)	231.71	(473)	(2436)	(473)
4	Other Income	Rs. Lakh	217	104.83	207	106	207
5	Net Profit/Loss (after Income Tax and Bonus)	Rs. Lakh	(879)	330.45	(266)	(2330)	(266)
6	Administrative Overhead	Rs. Lakh	562	220.39	751	741	751
7	Depreciation	Rs. Lakh	2246	97.65	2300	2300	2300
8	Amortization Expenses	Rs. Lakh					
9	Interest Expenses	Rs. Lakh	870	100.00	870	860	870
10	Provisions	Rs. Lakh	600	100.00	265	265	265
11	Total Fixed Expenses	Rs. Lakh	5053	87.08	5837	4966	5837
12	Net Fixed Assets	Rs. Lakh	31686	87.80	36293	32490	36293
13	Capital Work-in-Progress	Rs. Lakh	2987	100.00	2987	2987	2987
14	Investment	Rs. Lakh	611	100.00	1111	611	1111
15	Current Assets	Rs. Lakh	11641	89.06	13229	12002	13229
16	Current Liabilities	Rs. Lakh	10774	109.29	11812	10000	11812
17	Working Capital	Rs. Lakh	867	(102.63)	1417	2002	1417
18	Unamortized Expenses	Rs. Lakh					
19	Cumulative Loss	Rs. Lakh	17730	99.80	17997	19999	17997
20	Net Capital Employed	Rs. Lakh	35540	99.05	52509	47479	52509
21	Net Worth	Rs. Lakh	18750	93.53	18484	16482	18484
22	Share Capital	Rs. Lakh	36481	100.00	36481	36481	36481
23	Capital Grant	Rs. Lakh					
24	Cumulative Profit	Rs. Lakh					
25	General Reserve	Rs. Lakh					
26	Share Holders Fund	Rs. Lakh	18751	100.19	18484	16482	18484
27	Long Term Loan	Rs. Lakh	17400	101.46	17150	17300	17150
28	Short Term Loan	Rs. Lakh					
29	Loan Installment Due	Rs. Lakh					
30	Closing Debtors	Rs. Lakh					

**Financial and Physical Target/Progress/Performance**  
**Udayapur Cement Industry Ltd.**

S. No.	Description	Unit	FY 2009/2010		FY 2010/2011		2011/2012
			Actual	Target achieved %	Target	Revised Estimate	Target
	<b>Financial Status</b>						
1	Net Profit Ratio	Percentage	(16)		(4)	(26)	
2	Return on Capital Employed	Percentage	(2)		(1)	(5)	
3	Return on Equity	Percentage	(5)		(1)	(14)	
4	Operating Expenses Ratio	Percentage	116		104		
5	Debt Equity Ratio	Ratio	1		1		
6	Debt Coverage Ratio	Ratio					
7	Current Assets/Current Liabilities	Ratio	1		1 3.25		
8	Quick/Acid Test Ratio	Ratio	0		0		
9	Fixed Assets Turnover Ratio	Ratio	0		0		
10	Inventory Turnover Ratio	Ratio	1		1 19.30		
11	Debtors Turnover Ratio	Ratio					
12	Average Collection Period	Days					
13	Employees' Productivity	Rs. Lakh	14		26		
14	Administrative Overhead Ratio	Percentage	8		6		
15	Workers Productivity Unit						
16	Break Even Point						
	a. in Units	M.ton	104922		140873		
	b. in Value	Rs. Lakh	9294		13723		
	<b>Subsidy, Loan and Liabilities</b>						
1	<b>Subsidy Received</b>						
	a. From GON	Rs. Lakh					
	b. From International Institutions	Rs. Lakh					
2	<b>Loan</b>						
	<b>From GON</b>						
	a. Loan Amount Received	Rs. Lakh	25562		25562		
	b. Loan Amount Paid	Rs. Lakh	8162		7912		
	<b>From Banks and Financial Institutions</b>						
	a. Loan Amount Received	Rs. Lakh					
	b. Loan Amount Paid	Rs. Lakh					
	<b>From International Institutions</b>						
	a. Loan Amount Received	Rs. Lakh					
	b. Loan Amount Paid	Rs. Lakh					
	<b>Others</b>						
	a. Loan Amount Received	Rs. Lakh					
	b. Loan Amount Paid	Rs. Lakh					
3	<b>Loan &amp; Liabilities Outstanding</b>						
	a. GON	Rs. Lakh	17400		17150		
	b. Banks & Financial Institutions	Rs. Lakh					
	c. International Institutions	Rs. Lakh					
	d. Others	Rs. Lakh					



## Financial and Physical Target/Progress/Performance

### Udayapur Cement Industry Ltd.

S. No.	Description	Unit	FY 2009/2010		FY 2010/2011		2011/2012
			Actual	Target achieved %	Target	Revised Estimate	Target
4	<b>Amount Paid to GON</b>						
	a. Principal	Rs. Lakh			250	1	250
	b. Interest	Rs. Lakh	100		250	1	250
	c. Royalty	Rs. Lakh	13		26	14	26
	d. Dividend	Rs. Lakh					
	e. Income Tax	Rs. Lakh	13		9	9	9
	f. Value Added Tax	Rs. Lakh	833		1786	1261	1786
	g. Excise Duty	Rs. Lakh	119		236	165	236
	h. Others	Rs. Lakh					
5	<b>Liabilities Payable to GON</b>						
	a. Principal	Rs. Lakh	17400		17150	17300	17150
	b. Interest	Rs. Lakh	8029		8649	8799	8649
	c. Royalty	Rs. Lakh					
	d. Dividend	Rs. Lakh					
	e. Income Tax	Rs. Lakh					
	f. Value Added Tax	Rs. Lakh					
	g. Excise Duty	Rs. Lakh					
	h. Others	Rs. Lakh					
6	<b>Share Structure</b>						
	a. GON	Rs. Lakh	36481		36481	36481	36481
	b. Corporation	Rs. Lakh					
	c. Private Sector	Rs. Lakh					
7	<b>Miscellaneous</b>						
	Foreign Currency	US\$					
	a. Foreign Currency Expenditure on Import	US\$ in Lakh					
	b. Foreign Currency Expenditure on Export	US\$ in Lakh					
8	<b>Contingent and Unfunded Liability</b>				<b>Unit</b>	<b>FY 2009/2010</b>	
	<b>(I) Unfunded Liability</b>						
	a. Gratuity/ Pension				Rs. Lakh	360	
	b. Provident Fund				Rs. Lakh		
	c. Accumulated Staff Leave				Rs. Lakh	300	
	d. Unpaid Share Calls				Rs. Lakh		
	e. Others				Rs. Lakh		
	<b>(II) Contingent Liability</b>						
	a. Litigation				Rs. Lakh		
	b. Guarantee				Rs. Lakh		
	c. Other Claims				Rs. Lakh		

<b>1</b>	<b>Name of Public Enterprise : Nepal Orind Magnesite (Pvt) Ltd.</b>							
	Address : Baneshwor, Kathmandu Telephone No: Fax No. : email :	Liasion Office : Baneshwor, Kathmandu Telephone No: 4461770 Fax No. : 4462841 email : Website :						
<b>2</b>	<b>Date of Incorporation :</b> 2035-12-24 B.S <b>Act of Incorporation :</b> Company Act, 2012							
<b>3</b>	<b>Objectives :</b> Produce of Dead Burnt Magnesite as per Harbison Walker's Technology							
<b>4</b>	<b>Share Capital : (Rs. in Crore)</b> Issued : 50	Authorised : 100 Paid up : 45						
<b>5</b>	<b>Governing Act :</b> Company Act 2063							
<b>6</b>	<b>Line Ministry :</b> Ministry of Industry							
<b>7</b>	<b>Financial Status : (Rs. in Lakh)</b> (A) Profit/Loss Net Profit/Loss for F/Y 2009/10 AD. Rs. : 647.00 Cumulative Profit/Loss at the end of F/Y 2009/10 AD. Rs. : (35971.00) (B) Networth Rs. : (31,471.00) (C) Outstanding loan to be paid to the Nepal Government : <table border="0"> <tr> <td><u>Total</u></td> <td><u>Overdue</u></td> </tr> <tr> <td>Principal Rs. : 3580.00</td> <td>Principal Rs. : 1836</td> </tr> <tr> <td>Interest Rs. : 6376.00</td> <td>Interest Rs. : 6376</td> </tr> </table> (D) Outstanding loan to be paid to the bank and other financial institution : Principal Rs. : 649.00 Interest Rs. : 1940.00 (E) Investment : Loan Investment Rs. : Share Investment Rs. : Other Investment Rs. : (F) Dividend to be paid to Nepal Government Rs. : (G) Revenue to be paid to Nepal Government (upto 15 July 2010) Rs. : Income Tax Rs. : Royalty Rs. : Excise Rs. : Others Rs. : 1 VAT. Rs. : 65 Total Rs. : (H) Last fiscal year of audit completed : 2000/01 (I) Total amount of audit irregularities to be cleared Rs. : 77.00 (J) Cleared amount of audit irregularities in F/Y 2009/10 Rs. : 77 (K) Liability of retirement benefit of employees : Funded Rs. : Unfunded Rs. :		<u>Total</u>	<u>Overdue</u>	Principal Rs. : 3580.00	Principal Rs. : 1836	Interest Rs. : 6376.00	Interest Rs. : 6376
<u>Total</u>	<u>Overdue</u>							
Principal Rs. : 3580.00	Principal Rs. : 1836							
Interest Rs. : 6376.00	Interest Rs. : 6376							
<b>8</b>	<b>No. of Employees :</b> Contract : 67	Permanent : Others : Temporary : Total : 67						
<b>9</b>	<b>Brief Statement of present activities and future plan :</b> Ministry of Industry, discussion has been made in Ministry of Industry and Ministry of Finance regarding operation of dead burnt magnesite (DBM) and future of the Company, it is in decision making process.							

## Financial and Physical Target/Progress/Performance

### Nepal Orind Magnesite (Pvt) Ltd.

S. No.	Description	Unit	FY 2009/2010		FY 2010/2011		2011/2012
			Actual	Target achieved %	Target	Revised Estimate	Target
	<b>Total Production Capacity</b>						
1	<b>Production</b>						
	a. D.B.M.	M.ton					
	b. Talc Powder	M.ton	654		1,600		2,200
2	<b>Purchase</b>						
	a.						
3	<b>Sales</b>						
	a. D.B.M.	M.ton	1				2
	b. Talc Powder	M.ton	745		1,500		2,000
4	<b>Closing Inventory</b>	Rs. Lakh					
5	<b>Staff/Labourer</b>						
	<b>(a) Employees</b>	Nos.	68			67	67
	Technical	Nos.	13			13	13
	Non - Technical	Nos.	55			54	54
	<b>Permanent</b>	Nos.					
	Officer Level	Nos.					
	Assistant Level	Nos.					
	<b>Temporary</b>	Nos.					
	Officer Level	Nos.					
	Assistant Level	Nos.					
	<b>Daily Wages</b>	Nos.					
	Officer Level	Nos.					
	Assistant Level	Nos.					
	<b>Contract</b>	Nos.					
	Officer Level	Nos.	7		7		7
	Assistant Level	Nos.	61		61		60
	<b>(b) Labourer</b>	Nos.					
	Permanent	Nos.					
	Temporary	Nos.					
	Daily Wages/Contract	Nos.					
	<b>(c) Board members</b>	Nos.	6		6		6
6	<b>Dealers/Distributors</b>	Nos.					

## Financial and Physical Target/Progress/Performance

### Nepal Orind Magnesite (Pvt) Ltd.

S. No.	Description	Unit	FY 2009/2010		FY 2010/2011		2011/2012
			Actual	Target achieved %	Target	Revised Estimate	Target
	<b>Financial Details</b>						
1	Gross Operating Income	Rs. Lakh	33		80		95
2	Total Expenditure	Rs. Lakh	730		893		898
3	Operating Profit/Loss	Rs. Lakh	697		(813)		(803)
4	Other Income	Rs. Lakh	1,344				
5	Net Profit/Loss (after Income Tax and Bonus)	Rs. Lakh	647		(813)		(803)
6	Administrative Overhead	Rs. Lakh	89		94		95
7	Depreciation	Rs. Lakh	4		4		3
8	Amortization Expenses	Rs. Lakh					
9	Interest Expenses	Rs. Lakh	610		750		755
10	Provisions	Rs. Lakh					
11	Total Fixed Expenses	Rs. Lakh	703		848		853
12	Net Fixed Assets	Rs. Lakh	3,144		3,140		3,137
13	Capital Work-in-Progress	Rs. Lakh	770		770		770
14	Investment	Rs. Lakh					
15	Current Assets	Rs. Lakh	1,160		1,135		1,125
16	Current Liabilities	Rs. Lakh	24,718		25,431		26,234
17	Working Capital	Rs. Lakh	(23,558)		(24,296)		(25,109)
18	Unamortized Expenses	Rs. Lakh					
19	Cumulative Loss	Rs. Lakh	35,971		36,776		37,579
20	Net Capital Employed	Rs. Lakh	(19,644)		(19,796)		(20,609)
21	Net Worth	Rs. Lakh	(31,471)		(32,276)		(33,079)
22	Share Capital	Rs. Lakh	4,500		4,500		4,500
23	Capital Grant	Rs. Lakh					
24	Cumulative Profit	Rs. Lakh					
25	General Reserve	Rs. Lakh					
26	Share Holders Fund	Rs. Lakh	(31,471)		(32,276)		(33,079)
27	Long Term Loan	Rs. Lakh	11,328		11,374		11,574
28	Short Term Loan	Rs. Lakh	499		516		499
29	Loan Installment Due	Rs. Lakh	2,486				
30	Closing Debtors	Rs. Lakh	12		10		8

## Financial and Physical Target/Progress/Performance

### Nepal Orind Magnesite (Pvt) Ltd.

S. No.	Description	Unit	FY 2009/2010		FY 2010/2011		2011/2012
			Actual	Target achieved %	Target	Revised Estimate	Target
<b>Financial Status</b>							
1	Net Profit Ratio	Percentage					
2	Return on Capital Employed	Percentage					
3	Return on Equity	Percentage					
4	Operating Expenses Ratio	Percentage					
5	Debt Equity Ratio	Ratio					
6	Debt Coverage Ratio	Ratio					
7	Current Assets/Current Liabilities	Ratio					
8	Quick/Acid Test Ratio	Ratio					
9	Fixed Assets Turnover Ratio	Ratio					
10	Inventory Turnover Ratio	Ratio					
11	Debtors Turnover Ratio	Ratio					
12	Average Collection Period	Days					
13	Employees' Productivity	Rs. Lakh					
14	Administrative Overhead Ratio	Percentage					
15	Workers Productivity Unit						
16	Break Even Point						
	a. in Units						
	b. in Value	Rs. Lakh					
<b>Subsidy, Loan and Liabilities</b>							
1	<b>Subsidy Received</b>						
	a. From GON	Rs. Lakh					
	b. From International Institutions	Rs. Lakh					
2	<b>Loan</b>						
	<b>From GON</b>						
	a. Loan Amount Received	Rs. Lakh	10		12		200
	b. Loan Amount Paid	Rs. Lakh					
	<b>From Banks and Financial Institutions</b>						
	a. Loan Amount Received	Rs. Lakh					
	b. Loan Amount Paid	Rs. Lakh					
	<b>From International Institutions</b>						
	a. Loan Amount Received	Rs. Lakh					
	b. Loan Amount Paid	Rs. Lakh					
	<b>Others</b>						
	a. Loan Amount Received	Rs. Lakh					
	b. Loan Amount Paid	Rs. Lakh					
3	<b>Loan &amp; Liabilities Outstanding</b>						
	a. GON	Rs. Lakh	9,880		10,317		10,754
	b. Banks & Financial Institutions	Rs. Lakh	3,870		3,618		3,668
	c. International Institutions	Rs. Lakh	22,795		22,870		2,292
	d. Others	Rs. Lakh	499		516		516

Ratio are not calculated because expenses are capitalized and no practice of preparing profit & loss account.

## Financial and Physical Target/Progress/Performance

### Nepal Orind Magnesite (Pvt) Ltd.

S. No.	Description	Unit	FY 2009/2010		FY 2010/2011		2011/2012
			Actual	Target achieved %	Target	Revised Estimate	Target
4	<b>Amount Paid to GON</b>						
	a. Principal	Rs. Lakh					
	b. Interest	Rs. Lakh					
	c. Royalty	Rs. Lakh					
	d. Dividend	Rs. Lakh					
	e. Income Tax	Rs. Lakh					
	f. Value Added Tax	Rs. Lakh	4		9		12
	g. Excise Duty	Rs. Lakh					
	h. Others	Rs. Lakh	2		1		1
5	<b>Liabilities Payable to GON</b>						
	a. Principal	Rs. Lakh	3,580		3,592		3,792
	b. Interest	Rs. Lakh	6,376		6,813		7,252
	c. Royalty	Rs. Lakh					
	d. Dividend	Rs. Lakh					
	e. Income Tax	Rs. Lakh					
	f. Value Added Tax	Rs. Lakh	65		70		80
	g. Excise Duty	Rs. Lakh					
	h. Others	Rs. Lakh	1		1		2
6	<b>Share Structure</b>						
	a. GON	Rs. Lakh	3,750		3,750		3,750
	b. Corporation	Rs. Lakh					
	c. Private Sector	Rs. Lakh	750		750		750
7	<b>Miscellaneous</b>						
	Foreign Currency	US\$					
	a. Foreign Currency Expenditure on Import	US\$ in Lakh					
	b. Foreign Currency Expenditure on Export	US\$ in Lakh					
8	<b>Contingent and Unfunded Liability</b>				<b>Unit</b>	<b>FY 2009/2010</b>	
	<b>(I) Unfunded Liability</b>				Rs. Lakh		
	a. Gratuity/ Pension				Rs. Lakh		
	b. Provident Fund				Rs. Lakh		
	c. Accumulated Staff Leave				Rs. Lakh	7	
	d. Unpaid Share Calls				Rs. Lakh		
	e. Others				Rs. Lakh	165	
	<b>(II) Contingent Liability</b>				Rs. Lakh		
	a. Litigation				Rs. Lakh	1820	
	b. Guarantee				Rs. Lakh		
	c. Other Claims				Rs. Lakh		

<b>1</b>	<b>Name of Public Enterprise : Agriculture Inputs Company Ltd.</b>													
	Address : Kuleswor, Kathmandu Telephone No: 4277915, 4279361 Fax No. : 4278790 email : <a href="mailto:aicl@ntc.net.np">aicl@ntc.net.np</a>	Liason Office : Telephone No: Fax No. : email : Website : <a href="http://www.aicl.org.np">www.aicl.org.np</a>												
<b>2</b>	<b>Date of Incorporation :</b> 2059/1/25 B.S. <b>Act of Incorporation :</b> Company Act 2053													
<b>3</b>	<b>Objectives :</b> Importation and Distribution of chemical fertilizers.													
<b>4</b>	<b>Share Capital : (Rs. in Crore)</b> Issued : 53.25	Authorised : 60.00 Paid up : 42.63												
<b>5</b>	<b>Governing Act :</b> Company act 2063													
<b>6</b>	<b>Line Ministry :</b> Ministry of Agriculture & Cooperative													
<b>7</b>	<b>Financial Status : (Rs. in Lakh)</b> (A) Profit/Loss Net Profit/Loss for F/Y 2009/10 AD. Rs. : 1135.02 Cumulative Profit/Loss at the end of F/Y 2009/10 AD. Rs. : (2327.52) (B) Networth Rs. : 7411.71 (C) Outstanding loan to be paid to the Nepal Government : <table border="0"> <tr> <td><u>Total</u></td> <td><u>Overdue</u></td> </tr> <tr> <td>Principal Rs. : x</td> <td>Principal Rs. : x</td> </tr> <tr> <td>Interest Rs. : x</td> <td>Interest Rs. : x</td> </tr> </table> (D) Outstanding loan to be paid to the bank and other financial institution : Principal Rs. : x Interest Rs. : x (E) Investment : Loan Investment Rs. : 496.29 Share Investment Rs. : 5.42 Other Investment Rs. : 2115.35 (F) Dividend to be paid to Nepal Government Rs. : x (G) Revenue to be paid to Nepal Government (upto 15 July 2010) Rs. : <table border="0"> <tr> <td>Income Tax Rs. : x</td> <td>Royalty Rs. : x</td> </tr> <tr> <td>Excise Rs. : x</td> <td>Others Rs. : x</td> </tr> <tr> <td>VAT. Rs. : x</td> <td>Total Rs. : x</td> </tr> </table> (H) Last fiscal year of audit completed : 2007/08 (I) Total amount of audit irregularities to be cleared Rs. : 810.28 (J) Cleared amount of audit irregularities in F/Y 2009/10 Rs. : 145.28 (K) Liability of retirement benefit of employees : Funded Rs. : 767.65 Unfunded Rs. : 1989.05		<u>Total</u>	<u>Overdue</u>	Principal Rs. : x	Principal Rs. : x	Interest Rs. : x	Interest Rs. : x	Income Tax Rs. : x	Royalty Rs. : x	Excise Rs. : x	Others Rs. : x	VAT. Rs. : x	Total Rs. : x
<u>Total</u>	<u>Overdue</u>													
Principal Rs. : x	Principal Rs. : x													
Interest Rs. : x	Interest Rs. : x													
Income Tax Rs. : x	Royalty Rs. : x													
Excise Rs. : x	Others Rs. : x													
VAT. Rs. : x	Total Rs. : x													
<b>8</b>	<b>No. of Employees :</b> Contract : 10	Permanent : 215 Others : x Temporary : x Total : 225												
<b>9</b>	<b>Brief Statement of present activities and future plan :</b> Presently, the physical sales target of chemical fertilizer for F.Y.)067/68 is 2 lakhs M.ton. Fertilizer supply and distribution program is being implemented on the basis of subsidy provided by the Government.													

**Financial and Physical Target/Progress/Performance**  
**Agriculture Inputs Company Ltd.**

S. No.	Description	Unit	FY 2009/2010		FY 2010/2011		2011/2012
			Actual	Target achieved %	Target	Revised Estimate	Target
1	<b>Purchase</b>						
	a. Fertilizer Urea	M.ton	62,447	75.69	145,000	145,000	145,000
	b. D.A.P.	M.ton	26,959	43.00	74,000	74,000	74,000
	c. Complex	M.ton	2,502	100.00	0	0	0
	d. Potas	M.ton	5,000	100.00	6,000	6,000	6,000
	e. A. Sulphate	M.ton					
2	<b>Turnover/Sales</b>						
	a. Fertilizer Urea	M.ton	50,489	72.00	130,000	130,000	130,000
	b. D.A.P.	M.ton	25,211	56.00	65,000	65,000	65,000
	c. Complex	M.ton	3,788	100.00	0	0	0
	d. Potas	M.ton	2,356	100.00	5,000	5,000	5,000
	e. A. Sulphate	M.ton	0				
	f. Other (Seeds)	M.ton	0				
3	<b>Closing Inventory</b>	Rs. Lakh					
4	<b>Staff/Labourer</b>						
	<b>(a) Employees</b>	Nos.					
	Technical	Nos.	4		4		4
	Non - Technical	Nos.	211		211		211
	<b>Permanent</b>	Nos.					
	Officer Level	Nos.	54		54		54
	Assistant Level	Nos.	110		110		110
	<b>Temporary</b>	Nos.					
	Officer Level	Nos.					
	Assistant Level	Nos.					
	<b>Daily Wages</b>	Nos.					
	Officer Level	Nos.					
	Assistant Level	Nos.					
	<b>Contract</b>	Nos.					
	Officer Level	Nos.					
	Assistant Level	Nos.	2		2		2
	<b>(b) Labourer</b>	Nos.					
	Permanent	Nos.	51		51		51
	Temporary	Nos.					
	Daily Wages/Contract	Nos.	8		8		8
	<b>(c) Board members</b>	Nos.	5		5		5
5	<b>Dealers/Distributors</b>	Nos.	cooperative offices		cooperative offices		cooperative offices



**Financial and Physical Target/Progress/Performance**  
**Agriculture Inputs Company Ltd.**

S. No.	Description	Unit	FY 2009/2010		FY 2010/2011		2011/2012
			Actual	Target achieved %	Target	Revised Estimate	Target
<b>Financial Details</b>							
1	Gross Operating Income	Rs. Lakh	15,608		44,700		44,700
2	Total Expenditure	Rs. Lakh	13,783		42,912		42,969
3	Operating Profit/Loss	Rs. Lakh	1,825		1,788		1,730
4	Other Income	Rs. Lakh	746		851		1,075
5	Net Profit/Loss (after Income Tax and Bonus)	Rs. Lakh	1,135		843		1,005
6	Administrative Overhead	Rs. Lakh	1,333		1,695		1,700
7	Depreciation	Rs. Lakh	102		100		100
8	Amortization Expenses	Rs. Lakh	0				
9	Interest Expenses	Rs. Lakh	0				
10	Provisions	Rs. Lakh	489				
11	Total Fixed Expenses	Rs. Lakh	0				
12	Net Fixed Assets	Rs. Lakh	7,585		7,803		7,803
13	Capital Work-in-Progress	Rs. Lakh	0				
14	Investment	Rs. Lakh	773		773		773
15	Current Assets	Rs. Lakh	7,034		18,347		29,214
16	Current Liabilities	Rs. Lakh	7,982		10,091		19,953
17	Working Capital	Rs. Lakh	(947)		8,256		9,261
18	Unamortized Expenses	Rs. Lakh	0				
19	Cumulative Loss	Rs. Lakh	2,327		1,484		479
20	Net Capital Employed	Rs. Lakh	6,638		16,059		17,064
21	Net Worth	Rs. Lakh	7,411		8,255		9,260
22	Share Capital	Rs. Lakh	4,263		4,263		4,263
23	Capital Grant	Rs. Lakh					
24	Cumulative Profit	Rs. Lakh					
25	General Reserve	Rs. Lakh					
26	Share Holders Fund	Rs. Lakh					
27	Long Term Loan	Rs. Lakh					
28	Short Term Loan	Rs. Lakh					
29	Loan Installment Due	Rs. Lakh					
30	Closing Debtors	Rs. Lakh	2,447		1,476		1,476

## Financial and Physical Target/Progress/Performance

### Agriculture Inputs Company Ltd.

S. No.	Description	Unit	FY 2009/2010		FY 2010/2011		2011/2012
			Actual	Target achieved %	Target	Revised Estimate	Target
	<b>Financial Status</b>						
1	Net Profit Ratio	Percentage					
2	Return on Capital Employed	Percentage					
3	Return on Equity	Percentage					
4	Operating Expenses Ratio	Percentage					
5	Debt Equity Ratio	Ratio					
6	Debt Coverage Ratio	Ratio					
7	Current Assets/Current Liabilities	Ratio					
8	Quick/Acid Test Ratio	Ratio					
9	Fixed Assets Turnover Ratio	Ratio					
10	Inventory Turnover Ratio	Ratio					
11	Debtors Turnover Ratio	Ratio					
12	Average Collection Period	Days					
13	Employees' Productivity	Rs. Lakh					
14	Administrative Overhead Ratio	Percentage					
15	Workers Productivity Unit						
16	Break Even Point						
	a. in Units						
	b. in Value	Rs. Lakh					
	<b>Subsidy, Loan and Liabilities</b>						
1	<b>Subsidy Received</b>						
	a. From GON	Rs. Lakh	15,000	100.00	25,000	100	30,000
	b. From International Institutions	Rs. Lakh					
2	<b>Loan</b>						
	<b>From GON</b>						
	a. Loan Amount Received	Rs. Lakh					
	b. Loan Amount Paid	Rs. Lakh					
	<b>From Banks and Financial Institutions</b>						
	a. Loan Amount Received	Rs. Lakh					
	b. Loan Amount Paid	Rs. Lakh					
	<b>From International Institutions</b>						
	a. Loan Amount Received	Rs. Lakh					
	b. Loan Amount Paid	Rs. Lakh					
	<b>Others</b>						
	a. Loan Amount Received	Rs. Lakh					
	b. Loan Amount Paid	Rs. Lakh					
3	<b>Loan &amp; Liabilities Outstanding</b>						
	a. GON	Rs. Lakh					
	b. Banks & Financial Institutions	Rs. Lakh					
	c. International Institutions	Rs. Lakh					
	d. Others	Rs. Lakh					

**Financial and Physical Target/Progress/Performance**  
**Agriculture Inputs Company Ltd.**

S. No.	Description	Unit	FY 2009/2010		FY 2010/2011		2011/2012
			Actual	Target achieved %	Target	Revised Estimate	Target
4	<b>Amount Paid to GON</b>						
	a. Principal	Rs. Lakh					
	b. Interest	Rs. Lakh					
	c. Royalty	Rs. Lakh					
	d. Dividend	Rs. Lakh					
	e. Income Tax	Rs. Lakh					
	f. Value Added Tax	Rs. Lakh					
	g. Excise Duty	Rs. Lakh					
	h. Others	Rs. Lakh					
5	<b>Liabilities Payable to GON</b>						
	a. Principal	Rs. Lakh					
	b. Interest	Rs. Lakh					
	c. Royalty	Rs. Lakh					
	d. Dividend	Rs. Lakh					
	e. Income Tax	Rs. Lakh					
	f. Value Added Tax	Rs. Lakh					
	g. Excise Duty	Rs. Lakh					
	h. Others	Rs. Lakh					
6	<b>Share Structure</b>						
	a. GON	Rs. Lakh	4,143		4,143		4,143
	b. Corporation	Rs. Lakh	120		120		120
	c. Private Sector	Rs. Lakh	0		0		0
7	<b>Miscellaneous</b>						
	Foreign Currency	US\$					
	a. Foreign Currency Expenditure on Import	US\$ in Lakh					
	b. Foreign Currency Expenditure on Export	US\$ in Lakh					
8	<b>Contingent and Unfunded Liability</b>						
	<b>(I) Unfunded Liability</b>						
	a. Gratuity/ Pension						1989
	b. Provident Fund						
	c. Accumulated Staff Leave						
	d. Unpaid Share Calls						
	e. Others						
	<b>(II) Contingent Liability</b>						
	a. Litigation						10
	b. Guarantee						
	c. Other Claims						5

<b>1</b>	<b>Name of Public Enterprise : National Seed Company Ltd.</b>							
	Address : Kuleshwor, Kathmandu, Nepal Telephone No: 4279587, 4279207 Fax No. : 4279587 email : <a href="mailto:nscltd@ntc.net.np">nscltd@ntc.net.np</a>	Liason Office : Telephone No: Fax No. : email : Website :						
<b>2</b>	<b>Date of Incorporation :</b> 2059/1/19 B.S. <b>Act of Incorporation :</b> Company Act, 2021							
<b>3</b>	<b>Objectives :</b> Seed production, processing and sales.							
<b>4</b>	<b>Share Capital : (Rs. in Crore)</b> Issued : 12.00	Authorised : 15.00 Paid up : 11.00						
<b>5</b>	<b>Governing Act :</b> Company Act, 2063							
<b>6</b>	<b>Line Ministry :</b> Ministry of Agriculture & Cooperative							
<b>7</b>	<b>Financial Status : (Rs. in Lakh)</b> (A) Profit/Loss Net Profit for F/Y 2009/10 AD. Rs. : 18.80 Cumulative Profit/Loss at the end of F/Y 2009/10 AD. Rs. : 161.77 (B) Networth Rs. : 1346.94 (C) Outstanding loan to be paid to the Nepal Government : <table border="0"> <tr> <td><u>Total</u></td> <td><u>Overdue</u></td> </tr> <tr> <td>Principal Rs. :</td> <td>Principal Rs. :</td> </tr> <tr> <td>Interest Rs. :</td> <td>Interest Rs. :</td> </tr> </table> (D) Outstanding loan to be paid to the bank and other financial institution : Principal Rs. : 300.00 Interest Rs. : (E) Investment : Loan Investment Rs. : Share Investment Rs. : Other Investment Rs. : (F) Dividend to be paid to Nepal Government Rs. : (G) Revenue to be paid to Nepal Government (upto 15 July 2010) Rs. : Income Tax Rs. : Royalty Rs. : Excise Rs. : Others Rs. : VAT. Rs. : Total Rs. : (H) Last fiscal year of audit completed : 2008/09 (I) Total amount of audit irregularities to be cleared Rs. : (J) Cleared amount of audit irregularities in F/Y 2009/10 Rs. : (K) Liability of retirement benefit of employees : Funded Rs. : 707.33 Unfunded Rs. :		<u>Total</u>	<u>Overdue</u>	Principal Rs. :	Principal Rs. :	Interest Rs. :	Interest Rs. :
<u>Total</u>	<u>Overdue</u>							
Principal Rs. :	Principal Rs. :							
Interest Rs. :	Interest Rs. :							
<b>8</b>	<b>No. of Employees :</b> Contract :	Permanent : 44 Others : Temporary : 29 Total : 73						
<b>9</b>	<b>Brief Statement of present activities and future plan :</b> (a) The quality seeds has been sold to 4354.203 Mt. for the F.Y.2066/067 through its nine distric offices. The sales target has been fixed to 5075.10 Mt. and 5663Mt. for the F.Y.2067/68 and 2068/69 respectively. b) To boost up the service & quality, the company will launch hybrid seed sales and buffer seeds stock programs in future.							

## Financial and Physical Target/Progress/Performance

### National Seed Company Ltd.

S. No.	Description	Unit	FY 2009/2010		FY 2010/2011		2011/2012
			Actual	Target achieved %	Target	Revised Estimate	Target
1	<b>Purchase</b>						
	a. Rice	M.ton	664	42.00	1,900	1,500	2,000
	b. Wheat	M.ton	3,033	61.00	500	3,000	4,000
	c. Maize	M.ton	0	0.00	20	1	1
	d. Vegetables	M.ton	3	33.00	10	6	7
	e. Lintel	M.ton	26	43.00	90	35	30
	f. Jute	M.ton	1	31.00	1	1	2
	g. Mustard	M.ton	6	73.00	31	25	7
	h. Dhaincha	M.ton	2	58.00	2	1	
	j. Rajma	M.ton			3	1	
2	<b>Turnover/Sales</b>						
	a. Rice	M.ton	850	71.00	1,900	1,500	1,900
	b. Wheat	M.ton	3,487	116.00	3,100	3,000	3,700
	c. Maize	M.ton	0.10	0.01	20	1	3
	d. Vegetables	M.ton	6	61.00	8	6	7
	e. Lintel	M.ton	6	98.00	28	25	42
	f. Jute	M.ton	1	38.00	2	2	1
	g. Mustard	M.ton	2	102.00	7	6	10
	h. Dhaincha	M.ton	2	60.00	4	2	
	j. Rajma	M.ton			7	2	
3	<b>Closing Inventory</b>	Rs. Lakh	789	73.00	1,028	900	877
4	<b>Staff/Labourer</b>						
	<b>(a) Employees</b>	Nos.					
	Technical	Nos.	29		29		29
	Non - Technical	Nos.	44		44		44
	<b>Permanent</b>	Nos.					
	Officer Level	Nos.	24		24		24
	Assistant Level	Nos.	20		20		20
	<b>Temporary</b>	Nos.					
	Officer Level	Nos.					
	Assistant Level	Nos.					
	<b>Daily Wages</b>	Nos.					
	Officer Level	Nos.					
	Assistant Level	Nos.	22		22		22
	<b>Contract</b>	Nos.					
	Officer Level	Nos.	1		1		1
	Assistant Level	Nos.	6		6		6
	<b>(b) Labourer</b>	Nos.					
	Permanent	Nos.					
	Temporary	Nos.					
	Daily Wages/Contract	Nos.					
	<b>(c) Board members</b>	Nos.	5		5		5
5	<b>Dealers/Distributors</b>	Nos.	205		205		205

## Financial and Physical Target/Progress/Performance

### National Seed Company Ltd.

S. No.	Description	Unit	FY 2009/2010		FY 2010/2011		2011/2012
			Actual	Target achieved %	Target	Revised Estimate	Target
<b>Financial Details</b>							
1	Gross Operating Income	Rs. Lakh	1,754	107.00	1,968	1,950	2,415
2	Total Expenditure	Rs. Lakh	1,815	109.00	1,996	1,930	2,362
3	Operating Profit/Loss	Rs. Lakh	(61)	(184.00)	(28)	20	53
4	Other Income	Rs. Lakh	87	158.00	50	50	55
5	Net Profit/Loss (after Income Tax and Bonus)	Rs. Lakh	25	113.00	22	70	108
6	Administrative Overhead	Rs. Lakh	418	131.00	397	415	395
7	Depreciation	Rs. Lakh	25	100.00	24	24	23
8	Amortization Expenses	Rs. Lakh	0	-	-	0	
9	Interest Expenses	Rs. Lakh	8	160.00	6	6	
10	Provisions	Rs. Lakh	0	-	-	0	
11	Total Fixed Expenses	Rs. Lakh	0	-	0	0	
12	Net Fixed Assets	Rs. Lakh	697	93.00	700	700	725
13	Capital Work-in-Progress	Rs. Lakh	0	-	0	0	
14	Investment	Rs. Lakh	388	99.00	488	488	588
15	Current Assets	Rs. Lakh	2,250	93.00	2,427	2,425	2,434
16	Current Liabilities	Rs. Lakh	903	99.00	836	835	935
17	Working Capital	Rs. Lakh	1,347	74.00	1,591	1,590	1,499
18	Unamortized Expenses	Rs. Lakh	0	-	0	0	
19	Cumulative Loss	Rs. Lakh	0	-	0	0	
20	Net Capital Employed	Rs. Lakh	0	-	0	0	
21	Net Worth	Rs. Lakh	1,347	99.00	1,391	1,590	1,499
22	Share Capital	Rs. Lakh	1,185	100.00	1,185	1,185	1,185
23	Capital Grant	Rs. Lakh	50	100.00	50	50	50
24	Cumulative Profit	Rs. Lakh	161	98.00	183	235	313
25	General Reserve	Rs. Lakh	1,036	0.00	0	0	
26	Share Holders Fund	Rs. Lakh	2,432	0.00	0	0	
27	Long Term Loan	Rs. Lakh	0	0.00	0	0	
28	Short Term Loan	Rs. Lakh	0	0.00	200	200	
29	Loan Installment Due	Rs. Lakh	0	0.00	0	0	
30	Closing Debtors	Rs. Lakh	95	60.00	85	80	85

## Financial and Physical Target/Progress/Performance

### National Seed Company Ltd.

S. No.	Description	Unit	FY 2009/2010		FY 2010/2011		2011/2012
			Actual	Target achieved %	Target	Revised Estimate	Target
	<b>Financial Status</b>						
1	Net Profit Ratio	Percentage	(3.48)		(1.17)		2.19
2	Return on Capital Employed	Percentage	2.09		5.30		12.90
3	Return on Equity	Percentage	1.52		3.46		9.11
4	Operating Expenses Ratio	Percentage	0.26		0.20		0.16
5	Debt Equity Ratio	Ratio			0.17		
6	Debt Coverage Ratio	Ratio					
7	Current Assets/Current Liabilities	Ratio	1.21		1.15		1.15
8	Quick/Acid Test Ratio	Ratio	0.34		0.16		0.21
9	Fixed Assets Turnover Ratio	Ratio	2.52		2.81		3.33
10	Inventory Turnover Ratio	Ratio	2.22		1.91		2.75
11	Debtors Turnover Ratio	Ratio	18.46		23.15		29.45
12	Average Collection Period	Days					
13	Employees' Productivity	Rs. Lakh	24.00		26.00		33.00
14	Administrative Overhead Ratio	Percentage	25.71		19.92		16.36
15	Workers Productivity Unit						
16	Break Even Point						
	a. in Units						
	b. in Value	Rs. Lakh					
	<b>Subsidy, Loan and Liabilities</b>						
1	<b>Subsidy Received</b>						
	a. From GON	Rs. Lakh	50		50		50
	b. From International Institutions	Rs. Lakh					
2	<b>Loan</b>						
	<b>From GON</b>						
	a. Loan Amount Received	Rs. Lakh					
	b. Loan Amount Paid	Rs. Lakh					
	<b>From Banks and Financial Institutions</b>						
	a. Loan Amount Received	Rs. Lakh			200		
	b. Loan Amount Paid	Rs. Lakh			200		
	<b>From International Institutions</b>						
	a. Loan Amount Received	Rs. Lakh					
	b. Loan Amount Paid	Rs. Lakh					
	<b>Others</b>						
	a. Loan Amount Received	Rs. Lakh					
	b. Loan Amount Paid	Rs. Lakh					
3	<b>Loan &amp; Liabilities Outstanding</b>						
	a. GON	Rs. Lakh					
	b. Banks & Financial Institutions	Rs. Lakh					
	c. International Institutions	Rs. Lakh					
	d. Others	Rs. Lakh					

## Financial and Physical Target/Progress/Performance

### National Seed Company Ltd.

S. No.	Description	Unit	FY 2009/2010		FY 2010/2011		2011/2012
			Actual	Target achieved %	Target	Revised Estimate	Target
4	<b>Amount Paid to GON</b>						
	a. Principal	Rs. Lakh					
	b. Interest	Rs. Lakh					
	c. Royalty	Rs. Lakh					
	d. Dividend	Rs. Lakh					
	e. Income Tax	Rs. Lakh					
	f. Value Added Tax	Rs. Lakh					
	g. Excise Duty	Rs. Lakh					
	h. Others	Rs. Lakh					
5	<b>Liabilities Payable to GON</b>						
	a. Principal	Rs. Lakh					
	b. Interest	Rs. Lakh					
	c. Royalty	Rs. Lakh					
	d. Dividend	Rs. Lakh					
	e. Income Tax	Rs. Lakh					
	f. Value Added Tax	Rs. Lakh					
	g. Excise Duty	Rs. Lakh					
	h. Others	Rs. Lakh					
6	<b>Share Structure</b>						
	a. GON	Rs. Lakh	1,185	100.00	1,185	1,185	1,185
	b. Corporation	Rs. Lakh					
	c. Private Sector	Rs. Lakh					
7	<b>Miscellaneous</b>						
	Foreign Currency	US\$					
	a. Foreign Currency Expenditure on Import	US\$ in Lakh	0.43	100.00			
	b. Foreign Currency Expenditure on Export	US\$ in Lakh					
8	<b>Contingent and Unfunded Liability</b>				<b>Unit</b>	<b>FY 2009/2010</b>	
	<b>(I) Unfunded Liability</b>				Rs. Lakh		
	a. Gratuity/ Pension				Rs. Lakh	-	
	b. Provident Fund				Rs. Lakh	-	
	c. Accumulated Staff Leave				Rs. Lakh	-	
	d. Unpaid Share Calls				Rs. Lakh	-	
	e. Others				Rs. Lakh	-	
	<b>(II) Contingent Liability</b>				Rs. Lakh		
	a. Litigation				Rs. Lakh	-	
	b. Guarantee				Rs. Lakh	-	
	c. Other Claims				Rs. Lakh	-	



<b>1</b>	<b>Name of Public Enterprise : National Trading Ltd.</b>													
	Address : Central Office Teku, Kathmandu Telephone No: 4228683 Fax No. : 4225151, 4241013 email : <a href="mailto:natrell@mos.com.np">natrell@mos.com.np</a>	Liaison Office Telephone No: Fax No. : email : Website :												
<b>2</b>	<b>Date of Incorporation :</b> 2018/12/1 B.S. <b>Act of Incorporation :</b> Company Act													
<b>3</b>	<b>Objectives :</b> To promote export import business in the country and to control the price in the market. To sale consumer goods in reasonable price. To procure necessary commodities for the nation. To measure for stabilization of market price. To attain national & international trade fare.													
<b>4</b>	<b>Share Capital : (Rs. in Crore)</b> Issued : 16.93	Authorised : 30.00 Paid up : 16.93												
<b>5</b>	<b>Governing Act :</b> Company Act 2063													
<b>6</b>	<b>Line Ministry :</b> Ministry of Commerce and Supply													
<b>7</b>	<b>Financial Status : (Rs. in Lakh)</b> (A) Profit/Loss Net Profit/Loss for F/Y 2009/10 AD. Rs. : (697.85) Cumulative Profit/Loss at the end of F/Y 2009/10 AD. Rs. : (3386.26) (B) Net worth Rs. : (909.93) (C) Outstanding loan to be paid to the Nepal Government : <table border="0"> <tr> <td><u>Total</u></td> <td><u>Overdue</u></td> </tr> <tr> <td>Principal Rs. : 1000.00</td> <td>Principal Rs. :</td> </tr> <tr> <td>Interest Rs. : 41.66</td> <td>Interest Rs. :</td> </tr> </table> (D) Outstanding loan to be paid to the bank and other financial institution : Principal Rs. : 3884.11 Interest Rs. : (E) Investment : Loan Investment Rs. : Share Investment Rs. : 108.25 Other Investment Rs. : (F) Dividend to be paid to Nepal Government Rs. : <table border="0"> <tr> <td>Income Tax Rs. :</td> <td>Royalty Rs. :</td> </tr> <tr> <td>Excise Rs. :</td> <td>Others Rs. : 338</td> </tr> <tr> <td>VAT. Rs. :</td> <td>Total Rs. :</td> </tr> </table> (H) Last fiscal year of audit completed : 2007/08 (I) Total amount of audit irregularities to be cleared Rs. : (J) Cleared amount of audit irregularities in F/Y 2009/10 Rs. : (K) Liability of retirement benefit of employees : 1848 Funded Rs. : 453.00 Unfunded Rs. : 1395.00		<u>Total</u>	<u>Overdue</u>	Principal Rs. : 1000.00	Principal Rs. :	Interest Rs. : 41.66	Interest Rs. :	Income Tax Rs. :	Royalty Rs. :	Excise Rs. :	Others Rs. : 338	VAT. Rs. :	Total Rs. :
<u>Total</u>	<u>Overdue</u>													
Principal Rs. : 1000.00	Principal Rs. :													
Interest Rs. : 41.66	Interest Rs. :													
Income Tax Rs. :	Royalty Rs. :													
Excise Rs. :	Others Rs. : 338													
VAT. Rs. :	Total Rs. :													
<b>8</b>	<b>No. of Employees :</b> Contract : 5	Permanent : 393 Others : 0 Temporary : Total : 398												
<b>9</b>	<b>Brief Statement of present activities and future plan :</b> a) To expand trade business b) priority has been given for international trade c) To take measures for proper utilization of unproductive land and building for the economic benefit.													

## Financial and Physical Target/Progress/Performance

### National Trading Ltd.

S. No.	Description	Unit	FY 2009/2010		FY 2010/2011		2011/2012
			Actual	Target achieved %	Target	Revised Estimate	Target
1	<b>Purchase</b>						
	a. Local Goods	Rs. Lakh	4000	50	8900	55	9700
	b. Import Goods	Rs. Lakh	1200	9	14000	35	15500
	c. Export Goods	Rs. Lakh					
2	<b>Turnover/Sales</b>						
	a. Local Sales	Rs. Lakh	3500	42	9500	50	10400
	b. Import Goods	Rs. Lakh	2900	21	14900	30	16600
	c. Export Goods	Rs. Lakh					
3	<b>Closing Inventory</b>	Rs. Lakh	2739				
4	<b>Staff/Labourer</b>						
	<b>(a) Employees</b>	Nos.	398				
	Technical	Nos.	25				
	Non - Technical	Nos.	368				
	<b>Permanent</b>	Nos.					
	Officer Level	Nos.	69				
	Assistant Level	Nos.	324				
	<b>Temporary</b>	Nos.					
	Officer Level	Nos.					
	Assistant Level	Nos.					
	<b>Daily Wages</b>	Nos.					
	Officer Level	Nos.					
	Assistant Level	Nos.					
	<b>Contract</b>	Nos.	5				
	Officer Level	Nos.	1				
	Assistant Level	Nos.	4				
	<b>(b) Labourer</b>	Nos.					
	Permanent	Nos.					
	Temporary	Nos.					
	Daily Wages/Contract	Nos.					
	<b>(c) Board members</b>	Nos.	4				
5	<b>Dealers/Distributors</b>	Nos.	15				

## Financial and Physical Target/Progress/Performance

### National Trading Ltd.

S. No.	Description	Unit	FY 2009/2010		FY 2010/2011		2011/2012
			Actual	Target achieved %	Target	Revised Estimate	Target
	<b>Financial Details</b>						
1	Gross Operating Income	Rs. Lakh	5061				
2	Total Expenditure	Rs. Lakh	4540				
3	Operating Profit/Loss	Rs. Lakh	521				
4	Other Income	Rs. Lakh	212				
5	Net Profit/Loss (after Income Tax and Bonus)	Rs. Lakh	(698)				
6	Administrative Overhead	Rs. Lakh	1099				
7	Depreciation	Rs. Lakh	26				
8	Amortization Expenses	Rs. Lakh					
9	Interest Expenses	Rs. Lakh	245				
10	Provisions	Rs. Lakh					
11	Total Fixed Expenses	Rs. Lakh	1344				
12	Net Fixed Assets	Rs. Lakh	289				
13	Capital Work-in-Progress	Rs. Lakh					
14	Investment	Rs. Lakh	77				
15	Current Assets	Rs. Lakh	3256				
16	Current Liabilities	Rs. Lakh	4611				
17	Working Capital	Rs. Lakh	(1355)				
18	Unamortized Expenses	Rs. Lakh					
19	Cumulative Loss	Rs. Lakh	3386				
20	Net Capital Employed	Rs. Lakh					
21	Net Worth	Rs. Lakh	(989)				
22	Share Capital	Rs. Lakh	1693				
23	Capital Grant	Rs. Lakh					
24	Cumulative Profit	Rs. Lakh					
25	General Reserve	Rs. Lakh	675				
26	Share Holders Fund	Rs. Lakh	(989)				
27	Long Term Loan	Rs. Lakh	1000				
28	Short Term Loan	Rs. Lakh	3884				
29	Loan Installment Due	Rs. Lakh					
30	Closing Debtors	Rs. Lakh					

## Financial and Physical Target/Progress/Performance

### National Trading Ltd.

S. No.	Description	Unit	FY 2009/2010		FY 2010/2011		2011/2012
			Actual	Target achieved %	Target	Revised Estimate	Target
	<b>Financial Status</b>						
1	Net Profit Ratio	Percentage	10 %				
2	Return on Capital Employed	Percentage					
3	Return on Equity	Percentage					
4	Operating Expenses Ratio	Percentage	89 %				
5	Debt Equity Ratio	Ratio	197 %				
6	Debt Coverage Ratio	Ratio					
7	Current Assets/Current Liabilities	Ratio	0.68:1				
8	Quick/Acid Test Ratio	Ratio	0.087:1				
9	Fixed Assets Turnover Ratio	Ratio	18:1				
10	Inventory Turnover Ratio	Ratio	1.85:1				
11	Debtors Turnover Ratio	Ratio	19:1				
12	Average Collection Period	Days					
13	Employees' Productivity	Rs. Lakh	13				
14	Administrative Overhead Ratio	Percentage	21.72 %				
15	Workers Productivity Unit						
16	Break Even Point						
	a. in Units						
	b. in Value	Rs. Lakh	12218				
	<b>Subsidy, Loan and Liabilities</b>						
1	<b>Subsidy Received</b>						
	a. From GON	Rs. Lakh					
	b. From International Institutions	Rs. Lakh					
2	<b>Loan</b>						
	<b>From GON</b>						
	a. Loan Amount Received	Rs. Lakh	1000				
	b. Loan Amount Paid	Rs. Lakh					
	<b>From Banks and Financial Institutions</b>						
	a. Loan Amount Received	Rs. Lakh	3884				
	b. Loan Amount Paid	Rs. Lakh					
	<b>From International Institutions</b>						
	a. Loan Amount Received	Rs. Lakh					
	b. Loan Amount Paid	Rs. Lakh					
	<b>Others</b>						
	a. Loan Amount Received	Rs. Lakh					
	b. Loan Amount Paid	Rs. Lakh					
3	<b>Loan &amp; Liabilities Outstanding</b>						
	a. GON	Rs. Lakh	1338				
	b. Banks & Financial Institutions	Rs. Lakh	3884				
	c. International Institutions	Rs. Lakh					
	d. Others	Rs. Lakh					

**Financial and Physical Target/Progress/Performance**

**National Trading Ltd.**

S. No.	Description	Unit	FY 2009/2010		FY 2010/2011		2011/2012
			Actual	Target achieved %	Target	Revised Estimate	Target
4	<b>Amount Paid to GON</b>						
	a. Principal	Rs. Lakh					
	b. Interest	Rs. Lakh					
	c. Royalty	Rs. Lakh					
	d. Dividend	Rs. Lakh					
	e. Income Tax	Rs. Lakh					
	f. Value Added Tax	Rs. Lakh	67				
	g. Excise Duty	Rs. Lakh					
	h. Others	Rs. Lakh	283				
5	<b>Liabilities Payable to GON</b>						
	a. Principal	Rs. Lakh					
	b. Interest	Rs. Lakh					
	c. Royalty	Rs. Lakh					
	d. Dividend	Rs. Lakh					
	e. Income Tax	Rs. Lakh					
	f. Value Added Tax	Rs. Lakh					
	g. Excise Duty	Rs. Lakh					
	h. Others	Rs. Lakh	384				
6	<b>Share Structure</b>						
	a. GON	Rs. Lakh	1693				
	b. Corporation	Rs. Lakh					
	c. Private Sector	Rs. Lakh					
7	<b>Miscellaneous</b>						
	Foreign Currency	US\$					
	a. Foreign Currency Expenditure on Import	US\$ in Lakh	0.17				
	b. Foreign Currency Expenditure on Export	US\$ in Lakh					
8	<b>Contingent and Unfunded Liability</b>				<b>Unit</b>	<b>FY 2009/2010</b>	
	<b>(I) Unfunded Liability</b>				Rs. Lakh		
	a. Gratuity/ Pension				Rs. Lakh	1072	
	b. Provident Fund				Rs. Lakh		
	c. Accumulated Staff Leave				Rs. Lakh	323	
	d. Unpaid Share Calls				Rs. Lakh		
	e. Others				Rs. Lakh		
	<b>(II) Contingent Liability</b>				Rs. Lakh		
	a. Litigation				Rs. Lakh		
	b. Guarantee				Rs. Lakh		
	c. Other Claims				Rs. Lakh		

<b>1</b>	<b>Name of Public Enterprise : Nepal Food Corporation</b>													
	Address : Bhadrakali Plaza, Kathmandu Telephone No: 4252094 Fax No. : 262498 email : <a href="mailto:khadya@wlink.com">khadya@wlink.com</a>	Liason Office : Telephone No: Fax No. : email : Website : <a href="http://www.nfc.com.np">www.nfc.com.np</a>												
<b>2</b>	<b>Date of Incorporation</b> : 2031/8/17 B.S. <b>Act of Incorporation</b> : Corporation Act 2021													
<b>3</b>	<b>Objectives</b> : i)To Implement government food policy (ii) Supply & sales of foodgrain in remote areas (iii) Purchasing of foodgrain favouring the interest of farmers. (iv) Maintaing managing the national food security store. (v) Transaction of foodgrain and others consumer goods, other relating transaction for self sustain of corporation.													
<b>4</b>	<b>Share Capital : (Rs. in Crore)</b> Issued : 99.00	Authorised : 99.00 Paid up : 99.00												
<b>5</b>	<b>Governing Act</b> : Corporation Act 2021													
<b>6</b>	<b>Line Ministry</b> : Ministry of Commerce & Supply													
<b>7</b>	<b>Financial Status : (Rs. in Lakh)</b> (A) Profit/Loss Net Profit/Loss for F/Y 2009/10 AD. Rs. : 149.00 Cumulative Profit/Loss at the end of F/Y 2009/10 AD. Rs. : (11077.00) (B) Networth Rs. : (1113.00) (C) Outstanding loan to be paid to the Nepal Government : <table border="0"> <tr> <td><u>Total</u></td> <td><u>Overdue</u></td> </tr> <tr> <td>Principal Rs. :</td> <td>Principal Rs. :</td> </tr> <tr> <td>Interest Rs. :</td> <td>Interest Rs. :</td> </tr> </table> (D) Outstanding loan to be paid to the bank and other financial institution : Principal Rs. : 2043.00 Interest Rs. : (E) Investment : Loan Investment Rs. : Share Investment Rs. : 92.00 Other Investment Rs. : (F) Dividend to be paid to Nepal Government Rs. : (G) Revenue to be paid to Nepal Government (upto 15 July 2010) Rs. : <table border="0"> <tr> <td>Income Tax Rs. :</td> <td>Royalty Rs. :</td> </tr> <tr> <td>Excise Rs. :</td> <td>Others Rs. :</td> </tr> <tr> <td>VAT. Rs. :</td> <td>Total Rs. :</td> </tr> </table> (H) Last fiscal year of audit completed : 2007/08 (I) Total amount of audit irregularities to be cleared Rs. :301.15 (J) Cleared amount of audit irregularities in F/Y 2009/10 Rs. : (K) Liability of retirement benefit of employees : Funded Rs. : 1756.00 Unfunded Rs. : 5715.00		<u>Total</u>	<u>Overdue</u>	Principal Rs. :	Principal Rs. :	Interest Rs. :	Interest Rs. :	Income Tax Rs. :	Royalty Rs. :	Excise Rs. :	Others Rs. :	VAT. Rs. :	Total Rs. :
<u>Total</u>	<u>Overdue</u>													
Principal Rs. :	Principal Rs. :													
Interest Rs. :	Interest Rs. :													
Income Tax Rs. :	Royalty Rs. :													
Excise Rs. :	Others Rs. :													
VAT. Rs. :	Total Rs. :													
<b>8</b>	<b>No. of Employees</b> : Contract : Permanent : 461 Others :	Temporary : Total : 461												
<b>9</b>	<b>Brief Statement of present activities and future plan</b> : a) To Supply and sale of foodgrains in remote areas, maintaining Stock for National Food Security & SAARC Food Security, sales & distribution of foodgrains received under Foreign Food Aid. b) Construction of new modern godowns, maintinance of old godowns, operating exsiting rice mill and establising new rice mill.													

## Financial and Physical Target/Progress/Performance

### Nepal Food Corporation

S. No.	Description	Unit	FY 2009/2010		FY 2010/2011		2011/2012
			Actual	Target achieved %	Target	Revised Estimate	Target
1	<b>Purchase</b>						
	a. Rice	M.ton	15000	17.00	20000	100.00	20000
	b. Paddy	M.ton	7500	40.00	7500	200.00	7500
	c. Wheat	M.ton	900		2000	400.00	2000
	d. Rice (Grant)	M.ton	9660	100.00	11150	100.00	11184
	e. Pulses	M.ton	500		300	50.00	300
	f. Mustard Oil	Ltr Lakh	5		3	60.00	3
	g. Sheep	Nos					
	h. Goats	Nos	4000	69.00	4000	96.00	4000
	i. Sugar		500				
2	<b>Sales</b>						
	a. Rice	M.ton	27258	57.00	24500	90.00	21000
	b. Wheat (including Flour)	M.ton			2000		
	c. Pulses	M.ton	500		300	40.00	300
	d. Mustard Oil	Ltr Lakh					
	e. Sheep	Nos					
	f. Goats	Nos	4000	69.00	4000	80.00	4000
	g. Sugar				950		
3	<b>Closing Inventory</b>	Rs. Lakh	7317		9232		9695
4	<b>Staff/Labourer</b>						
	<b>(a) Employees</b>	Nos.	577	80.00	577	85.00	577
	Technical	Nos.	31	138.00	36	133.00	36
	Non - Technical	Nos.	546	76.00	541	81.00	541
	<b>Permanent</b>	Nos.	577	80.00	577	85.00	577
	Officer Level	Nos.	254	50.00	254	50.00	254
	Assistant Level	Nos.	323	103.00	323	111.00	323
	<b>Temporary</b>	Nos.					
	Officer Level	Nos.					
	Assistant Level	Nos.					
	<b>Daily Wages</b>	Nos.					
	Officer Level	Nos.					
	Assistant Level	Nos.					
	<b>Contract</b>	Nos.					
	Officer Level	Nos.					
	Assistant Level	Nos.					
	<b>(b) Labourer</b>	Nos.					
	Permanent	Nos.					
	Temporary	Nos.					
	Daily Wages/Contract	Nos.					
	<b>(c) Board members</b>	Nos.	6	100.00	7	100.00	7
5	<b>Dealers/Distributors</b>	Nos.	393	100.00	393	90.00	393

## Financial and Physical Target/Progress/Performance

### Nepal Food Corporation

S. No.	Description	Unit	FY 2009/2010		FY 2010/2011		2011/2012
			Actual	Target achieved %	Target	Revised Estimate	Target
<b>Financial Details</b>							
1	Gross Operating Income	Rs. Lakh	7990		9014		9586
2	Total Expenditure	Rs. Lakh	5866		6623		7036
3	Operating Profit/Loss	Rs. Lakh	2124		2391		2550
4	Other Income	Rs. Lakh	544		565		586
5	Net Profit/Loss (after Income Tax and Bonus)	Rs. Lakh	149		182		276
6	Administrative Overhead	Rs. Lakh	2168		2268		2336
7	Depreciation	Rs. Lakh	82		77		71
8	Amortization Expenses	Rs. Lakh					
9	Interest Expenses	Rs. Lakh	269		429		453
10	Provisions	Rs. Lakh					
11	Total Fixed Expenses	Rs. Lakh					
12	Net Fixed Assets	Rs. Lakh	1719		1762		1618
13	Capital Work-in-Progress	Rs. Lakh					
14	Investment	Rs. Lakh	92		92		92
15	Current Assets	Rs. Lakh	11308		13221		13674
16	Current Liabilities	Rs. Lakh	12189		10977		10982
17	Working Capital	Rs. Lakh	(881)		(931)		(655)
18	Unamortized Expenses	Rs. Lakh					
19	Cumulative Loss	Rs. Lakh	11077		10895		10619
20	Net Capital Employed	Rs. Lakh	9905		9905		9905
	Net Worth	Rs. Lakh	(1113)		(931)		(655)
22	Share Capital	Rs. Lakh	9905		9905		9905
23	Capital Grant	Rs. Lakh					
24	Cumulative Profit	Rs. Lakh					
25	General Reserve	Rs. Lakh					
26	Share Holders Fund	Rs. Lakh					
27	Long Term Loan	Rs. Lakh					
28	Short Term Loan	Rs. Lakh	2043		5029		5057
29	Loan Installment Due	Rs. Lakh					
30	Closing Debtors	Rs. Lakh	1810		1655		1615



## Financial and Physical Target/Progress/Performance

### Nepal Food Corporation

S. No.	Description	Unit	FY 2009/2010		FY 2010/2011		2011/2012
			Actual	Target achieved %	Target	Revised Estimate	Target
	<b>Financial Status</b>						
1	Net Profit Ratio	Percentage					
2	Return on Capital Employed	Percentage					
3	Return on Equity	Percentage					
4	Operating Expenses Ratio	Percentage					
5	Debt Equity Ratio	Ratio					
6	Debt Coverage Ratio	Ratio					
7	Current Assets/Current Liabilities	Ratio					
8	Quick/Acid Test Ratio	Ratio					
9	Fixed Assets Turnover Ratio	Ratio					
10	Inventory Turnover Ratio	Ratio					
11	Debtors Turnover Ratio	Ratio					
12	Average Collection Period	Days					
13	Employees' Productivity	Rs. Lakh					
14	Administrative Overhead Ratio	Percentage					
15	Workers Productivity Unit						
16	Break Even Point						
	a. in Units						
	b. in Value	Rs. Lakh					
	<b>Subsidy, Loan and Liabilities</b>						
1	<b>Subsidy Received</b>						
	a. From GON	Rs. Lakh	7373		7470		7795
	b. From International Institutions	Rs. Lakh					
2	<b>Loan</b>						
	<b>From GON</b>						
	a. Loan Amount Received	Rs. Lakh					
	b. Loan Amount Paid	Rs. Lakh					
	<b>From Banks and Financial Institutions</b>						
	a. Loan Amount Received	Rs. Lakh	2043		5029		5059
	b. Loan Amount Paid	Rs. Lakh					
	<b>From International Institutions</b>						
	a. Loan Amount Received	Rs. Lakh					
	b. Loan Amount Paid	Rs. Lakh					
	<b>Others</b>						
	a. Loan Amount Received	Rs. Lakh					
	b. Loan Amount Paid	Rs. Lakh					
3	<b>Loan &amp; Liabilities Outstanding</b>						
	a. GON	Rs. Lakh					
	b. Banks & Financial Institutions	Rs. Lakh					
	c. International Institutions	Rs. Lakh					
	d. Others	Rs. Lakh					

## Financial and Physical Target/Progress/Performance

### Nepal Food Corporation

S. No.	Description	Unit	FY 2009/2010		FY 2010/2011		2011/2012
			Actual	Target achieved %	Target	Revised Estimate	Target
4	<b>Amount Paid to GON</b>						
	a. Principal	Rs. Lakh					
	b. Interest	Rs. Lakh					
	c. Royalty	Rs. Lakh					
	d. Dividend	Rs. Lakh					
	e. Income Tax	Rs. Lakh					
	f. Value Added Tax	Rs. Lakh					
	g. Excise Duty	Rs. Lakh					
	h. Others	Rs. Lakh					
5	<b>Liabilities Payable to GON</b>						
	a. Principal	Rs. Lakh					
	b. Interest	Rs. Lakh					
	c. Royalty	Rs. Lakh					
	d. Dividend	Rs. Lakh					
	e. Income Tax	Rs. Lakh					
	f. Value Added Tax	Rs. Lakh					
	g. Excise Duty	Rs. Lakh					
	h. Others	Rs. Lakh					
6	<b>Share Structure</b>						
	a. GON	Rs. Lakh	9905		9905		9905
	b. Corporation	Rs. Lakh					
	c. Private Sector	Rs. Lakh					
7	<b>Miscellaneous</b>						
	Foreign Currency	US\$					
	a. Foreign Currency Expenditure on Import	US\$ in Lakh					
	b. Foreign Currency Expenditure on Export	US\$ in Lakh					
8	<b>Contingent and Unfunded Liability</b>						
	<b>(I) Unfunded Liability</b>						
	a. Gratuity/ Pension				Rs. Lakh	4800	
	b. Provident Fund				Rs. Lakh		
	c. Accumulated Staff Leave				Rs. Lakh	915	
	d. Unpaid Share Calls				Rs. Lakh		
	e. Others				Rs. Lakh		
	<b>(II) Contingent Liability</b>				Rs. Lakh		
	a. Litigation				Rs. Lakh		
	b. Guarantee				Rs. Lakh		
	c. Other Claims				Rs. Lakh		

<b>1</b>	<b>Name of Public Enterprise : Nepal Oil Corporation Ltd.</b>								
	Address : Babarmahal, Kathmandu Telephone No: 4262780, 4262961 Fax No. : 01-4263499, 4262645 email : <a href="mailto:info@nepaloil.com.np">info@nepaloil.com.np</a>	Liason Office : Telephone No: Fax No. : email : Website : <a href="http://www.nepaloil.com.np">www.nepaloil.com.np</a>							
<b>2</b>	<b>Date of Incorporation :</b> 2027-09-26 (BS) <b>Act of Incorporation :</b> Company Act, 2021								
<b>3</b>	<b>Objectives :</b> NOC is to import, store, sale and distribute petroleum products in the country.								
<b>4</b>	<b>Share Capital : (Rs. in Crore)</b> Issued : 50.00		Authorised : 50.00 Paid up : 9.67						
<b>5</b>	<b>Governing Act :</b> Company Act, 2063								
<b>6</b>	<b>Line Ministry :</b> Ministry of Commerce and Supplies								
<b>7</b>	<b>Financial Status : (Rs. in Lakh)</b> (A) Profit/Loss Net Profit/Loss for F/Y 2009/10 AD. Rs. : (8399.04) Cumulative Profit/Loss at the end of F/Y 2009/10 AD. Rs. : (84186.81) (B) Networth Rs. : (81262.85) (C) Outstanding loan to be paid to the Nepal Government : <table border="0"> <tr> <td><u>Total</u></td> <td><u>Overdue</u></td> </tr> <tr> <td>Principal Rs. : 88310.00</td> <td>Principal Rs. : 74310.00</td> </tr> <tr> <td>Interest Rs. : 1135.40</td> <td>Interest Rs. :</td> </tr> </table> (D) Outstanding loan to be paid to the bank and other financial institution : Principal Rs. : 40300.00 Interest Rs. : 0.00 (E) Investment : Loan Investment Rs. : Share Investment Rs. : 175.99 Other Investment Rs. : (F) Dividend to be paid to Nepal Government Rs. : 334.02 (G) Revenue to be paid to Nepal Government (upto 15 July 2008) Rs. : Income Tax Rs. : Royalty Rs. : Excise Rs. : Others Rs. : VAT. Rs. : Total Rs. : (H) Last fiscal year of audit completed : 2008/09 (I) Total amount of audit irregularities to be cleared Rs. : (J) Cleared amount of audit irregularities in F/Y 2009/10 Rs. : (K) Liability of retirement benefit of employees : Employees Retirement Liability is funded in Citizenship Investment Fund. Funded Rs. : Unfunded Rs. :			<u>Total</u>	<u>Overdue</u>	Principal Rs. : 88310.00	Principal Rs. : 74310.00	Interest Rs. : 1135.40	Interest Rs. :
<u>Total</u>	<u>Overdue</u>								
Principal Rs. : 88310.00	Principal Rs. : 74310.00								
Interest Rs. : 1135.40	Interest Rs. :								
<b>8</b>	<b>No. of Employees :</b> Contract : 149	Permanent : 404 Others : 238	Temporary : Total : 791						
<b>9</b>	<b>Brief Statement of present activities and future plan :</b> a) Construction of Petroleum Product Pipeline from Raxaul to Amlekhgunj. b) Expansion of storage capacity in Thankot Depot. c) Construction of New Depot in Charali-Jhapa. d) Construction of New ATF Depot in Bhadrapur-Jhapa and Janakpur. e) Procurement of land for construction of new depots in Birgunj Dryport, Surkhet and Sarlahi. f) Procurement of land for construction of LPG Storage Depot in Chitwan g) Procurement of 16 KL refiller h) Procurement of lab equipment .								

## Financial and Physical Target/Progress/Performance

### Nepal Oil Corporation Ltd.

S. No.	Description	Unit	FY 2009/2010		FY 2010/2011		2011/2012
			Actual	Target achieved %	Target	Revised Estimate	Target
1	<b>Purchase</b>						
	a. Petrol	K.Ltr	163902	104	186000	101	222000
	b. Diesel	K.Ltr	608067	109	704000	86	835000
	c. Kerosene	K.Ltr	52714	90	62000	64	50000
	d. A.T.F	K.Ltr	82824	101	101000	95	118000
	e. L.P.G (in M.T.)	M.Ton	141171	109	168000	89	200000
	f. Other ( F.O., L.D.O. M.T.O.)		2842	116	2570	100	2600
2	<b>Turnover/Sales</b>						
	a. Petrol	K.Ltr	162274	106	185000	97	220000
	b. Diesel	K.Ltr	612505	113	700000	84	830000
	c. Kerosene	K.Ltr	55788	97	61000	75	48000
	d. A.T.F	K.Ltr	82631	99	100000	98	116000
	e. L.P.G (in M.T.)	M.Ton	141171	109	168000	89	200000
	f. Other ( F.O., L.D.O. M.T.O.)		2827	116	2545	99	2600
3	<b>Closing Inventory</b>	Rs. Lakh	22191		24410		24410
4	<b>Staff/Labourer</b>						
	<b>(a) Employees</b>	Nos.	791		617	784	617
	Technical	Nos.	366		300	370	300
	Non - Technical	Nos.	425		317	432	317
	<b>Permanent</b>	Nos.	404		617	411	617
	Officer Level	Nos.	161		218	166	218
	Assistant Level	Nos.	243		399	245	399
	<b>Temporary</b>	Nos.					
	Officer Level	Nos.					
	Assistant Level	Nos.					
	<b>Daily Wages</b>	Nos.	43			43	
	Officer Level	Nos.					
	Assistant Level	Nos.	43			43	
	<b>Contract</b>	Nos.	149			160	
	Officer Level	Nos.	7			7	
	Assistant Level	Nos.	142			153	
	<b>(b) Labourer</b>	Nos.	195			170	
	Permanent	Nos.					
	Temporary	Nos.					
	Daily Wages/Contract	Nos.	195			170	
	<b>(c) Board members</b>	Nos.	8		8		8
5	<b>Dealers/Distributors</b>	Nos.	2586		2741		2906

## Financial and Physical Target/Progress/Performance

### Nepal Oil Corporation Ltd.

S. No.	Description	Unit	FY 2009/2010		FY 2010/2011		2011/2012
			Actual	Target achieved %	Target	Revised Estimate	Target
<b>Financial Details</b>							
1	Gross Operating Income	Rs. Lakh	575832		752597		894116
2	Total Expenditure	Rs. Lakh	585113		760887		882417
3	Operating Profit/Loss	Rs. Lakh	(9281)		(8290)		11699
4	Other Income	Rs. Lakh	882		636		700
5	Net Profit/Loss (after Income Tax and Bonus)	Rs. Lakh	(8399)		(7654)		12399
6	Administrative Overhead	Rs. Lakh	5103		5288		5553
7	Depreciation	Rs. Lakh	637		636		700
8	Amortization Expenses	Rs. Lakh					
9	Interest Expenses	Rs. Lakh	5204		7158		9677
10	Provisions	Rs. Lakh	12		12		12
11	Total Fixed Expenses	Rs. Lakh	10944		13082		15930
12	Net Fixed Assets	Rs. Lakh	6776		9776		14276
13	Capital Work-in-Progress	Rs. Lakh	115		115		115
14	Investment	Rs. Lakh	176		176		176
15	Current Assets	Rs. Lakh	50215		47762		48491
16	Current Liabilities	Rs. Lakh	24136		24136		24967
17	Working Capital	Rs. Lakh	26079		23626		23524
18	Unamortized Expenses	Rs. Lakh					
19	Cumulative Loss	Rs. Lakh	84187		91841		79442
20	Net Capital Employed	Rs. Lakh	(27196)		(34303)		(16675)
21	Net Worth	Rs. Lakh	(81263)		(88917)		(76518)
22	Share Capital	Rs. Lakh	967		967		967
23	Capital Grant	Rs. Lakh					
24	Cumulative Profit	Rs. Lakh					
25	General Reserve	Rs. Lakh					
26	Share Holders Fund	Rs. Lakh					
27	Long Term Loan	Rs. Lakh	114410		122610		114610
28	Short Term Loan	Rs. Lakh					
29	Loan Installment Due	Rs. Lakh	74310		74310		74310
30	Closing Debtors	Rs. Lakh	3470		3817		4008

## Financial and Physical Target/Progress/Performance

### Nepal Oil Corporation Ltd.

S. No.	Description	Unit	FY 2009/2010		FY 2010/2011		2011/2012
			Actual	Target achieved %	Target	Revised Estimate	Target
<b>Financial Status</b>							
1	Net Profit Ratio	Percentage	(1.46)		(1.02)		1.39
2	Return on Capital Employed	Percentage	(30.88)		(22.31)		(74.36)
3	Return on Equity	Percentage	(868.56)		(791.52)		1282.21
4	Operating Expenses Ratio	Percentage	101.61		101.10		98.69
5	Debt Equity Ratio	Ratio	143.27		151.75		144.34
6	Debt Coverage Ratio	Ratio	2.43		2.55		2.22
7	Current Assets/Current Liabilities	Ratio	2.08		1.98		1.94
8	Quick/Acid Test Ratio	Ratio	1.16		0.97		0.96
9	Fixed Assets Turnover Ratio	Ratio	84.98		76.98		62.63
10	Inventory Turnover Ratio	Ratio	25.95		30.83		36.63
11	Debtors Turnover Ratio	Ratio	165.95		197.17		223.08
12	Average Collection Period	Days	2.17		1.83		1.61
13	Employees' Productivity	Rs. Lakh	727.98		1219.77		1449.13
14	Administrative Overhead Ratio	Percentage	0.89		0.70		0.62
15	Workers Productivity Unit		739.71		1233.20		1430.17
16	Break Even Point						
	a. in Units						
	b. in Value	Rs. Lakh					
<b>Subsidy, Loan and Liabilities</b>							
1	<b>Subsidy Received</b>						
	a. From GON	Rs. Lakh					
	b. From International Institutions	Rs. Lakh					
2	<b>Loan</b>						
	<b>From GON</b>						
	a. Loan Amount Received	Rs. Lakh	8000		11300	6000	
	b. Loan Amount Paid	Rs. Lakh	3000		2800	2800	
	<b>From Banks and Financial Institutions</b>						
	a. Loan Amount Received	Rs. Lakh			13000	13000	
	b. Loan Amount Paid	Rs. Lakh	1560		10000	2000	8000
	<b>From International Institutions</b>						
	a. Loan Amount Received	Rs. Lakh					
	b. Loan Amount Paid	Rs. Lakh					
	<b>Others</b>						
	a. Loan Amount Received	Rs. Lakh					
	b. Loan Amount Paid	Rs. Lakh					
3	<b>Loan &amp; Liabilities Outstanding</b>						
	a. GON	Rs. Lakh	85110		92310	88310	92310
	b. Banks & Financial Institutions	Rs. Lakh	29300		30300	40300	22300
	c. International Institutions	Rs. Lakh					
	d. Others	Rs. Lakh					

## Financial and Physical Target/Progress/Performance

### Nepal Oil Corporation Ltd.

S. No.	Description	Unit	FY 2009/2010		FY 2010/2011		2011/2012
			Actual	Target achieved %	Target	Revised Estimate	Target
4	<b>Amount Paid to GON</b>						
	a. Principal	Rs. Lakh	3000			2800	
	b. Interest	Rs. Lakh				2352	
	c. Royalty	Rs. Lakh					
	d. Dividend	Rs. Lakh					
	e. Income Tax	Rs. Lakh	776				
	f. Value Added Tax	Rs. Lakh	66390		86704		104954
	g. Excise Duty	Rs. Lakh					
	h. Others (Customs and LCD, Road Tax etc.)	Rs. Lakh	56566		74001		91111
5	<b>Liabilities Payable to GON</b>						
	a. Principal	Rs. Lakh	85110		92310		92310
	b. Interest	Rs. Lakh					
	c. Royalty	Rs. Lakh					
	d. Dividend	Rs. Lakh					
	e. Income Tax	Rs. Lakh					
	f. Value Added Tax	Rs. Lakh					
	g. Excise Duty	Rs. Lakh					
	h. Others	Rs. Lakh					
6	<b>Share Structure</b>						
	a. GON	Rs. Lakh	951		951		951
	b. Corporation	Rs. Lakh	16		16		16
	c. Private Sector	Rs. Lakh					
7	<b>Miscellaneous</b>						
	Foreign Currency	US\$					
	a. Foreign Currency Expenditure on Import	US\$ in Lakh					
	b. Foreign Currency Expenditure on Export	US\$ in Lakh	250		330	165	460
8	<b>Contingent and Unfunded Liability</b>				<b>Unit</b>	<b>FY 2009/2010</b>	
	<b>(I) Unfunded Liability</b>				Rs. Lakh		
	a. Gratuity/ Pension				Rs. Lakh		
	b. Provident Fund				Rs. Lakh		
	c. Accumulated Staff Leave				Rs. Lakh		
	d. Unpaid Share Calls				Rs. Lakh		
	e. Others				Rs. Lakh		
	<b>(II) Contingent Liability</b>				Rs. Lakh	526	
	a. Litigation				Rs. Lakh		
	b. Guarantee				Rs. Lakh		
	c. Other Claims				Rs. Lakh	526	

1	<b>Name of Public Enterprise :</b> The Timber Corporation of Nepal Ltd.													
	Address : Central Office, Babarmahal Telephone No: 4222192, 4228178 Fax No. : 4257551 email : <a href="mailto:tcn@ntc.net.np">tcn@ntc.net.np</a>	Liason Office Telephone No: Fax No. : email : Website : <a href="http://www.tcnnepal.org">www.tcnnepal.org</a>												
2	<b>Date of Incorporation :</b> 2017/7/25 B.S. <b>Act of Incorporation :</b> Company Act													
3	<b>Objectives :</b> To cut the trees as provided by GON, so as to protect the forest in a systematic way and sale and distribute the timber to the public and other parties in reasonable price etc, to plant the tree for sustainable forest product trade, to make coal bricket, research for present and long term demand and supply of timber and to find out alternative of timber, to operate industry based on timber, plantation of tree by acquiring forest in contract, to purchase timber from personal & community forest according to need & conduct work as per the direction by the Govt													
4	<b>Share Capital : (Rs. in Crore)</b> Issued : 1.60 Authorised : 10.00 Paid up : 1.60													
5	<b>Governing Act :</b> Company Act, 2063													
6	<b>Line Ministry :</b> Ministry of Forest & Soil Conservation													
7	<b>Financial Status : (Rs. in Lakh)</b> (A) Profit/Loss Net Profit/Loss for F/Y 2009/10 AD. Rs. : 2219.00 Cumulative Profit/Loss at the end of F/Y 2009/10 AD. Rs. : (2150.48) (B) Networth Rs. : 3027.01 (C) Outstanding loan to be paid to the Nepal Government : <table border="0"> <tr> <td><u>Total</u></td> <td><u>Overdue</u></td> </tr> <tr> <td>Principal Rs. : 547.74</td> <td>Principal Rs. :</td> </tr> <tr> <td>Interest Rs. : 168.65</td> <td>Interest Rs. :</td> </tr> </table> (D) Outstanding loan to be paid to the bank and other financial institution : Principal Rs. : Interest Rs. : (E) Investment : Loan Investment Rs. : Share Investment Rs. : 15.50 Other Investment Rs. : (F) Dividend to be paid to Nepal Government Rs. : (G) Revenue to be paid to Nepal Government (upto 15 July 2010) Rs. : <table border="0"> <tr> <td>Income Tax Rs. :</td> <td>Royalty Rs. :</td> </tr> <tr> <td>Excise Rs. :</td> <td>Others Rs. :</td> </tr> <tr> <td>VAT. Rs. :</td> <td>Total Rs. :</td> </tr> </table> (H) Last fiscal year of audit completed : 2006/07 (I) Total amount of audit irregularities to be cleared Rs. : (J) Cleared amount of audit irregularities till F/Y 2009/10 Rs. 668.34 (K) Liability of retirement benefit of employees : Funded Rs. : Unfunded Rs. : 734.35		<u>Total</u>	<u>Overdue</u>	Principal Rs. : 547.74	Principal Rs. :	Interest Rs. : 168.65	Interest Rs. :	Income Tax Rs. :	Royalty Rs. :	Excise Rs. :	Others Rs. :	VAT. Rs. :	Total Rs. :
<u>Total</u>	<u>Overdue</u>													
Principal Rs. : 547.74	Principal Rs. :													
Interest Rs. : 168.65	Interest Rs. :													
Income Tax Rs. :	Royalty Rs. :													
Excise Rs. :	Others Rs. :													
VAT. Rs. :	Total Rs. :													
8	<b>No. of Employees :</b> Permanent : 317 Temporary : Contract : 1 Others : 45 Total : 363													
9	<b>Brief Statement of present activities and future plan :</b> a) To collect fallen trees systematically from Govt. forest and sale in reasonable basis. To provide timber for caily exp. of rural people for agro tools, for affected by natural diaster family as per demand by charging only royalty and collection overhead expenditure. b) Supply of treated pole to NEC and other area, Sale in reasonable basis by producing coal to general people, test production and sale of furniture to parketting, Feasibility study of venier plywood, T chest, culk board, as coproduction.													



## Financial and Physical Target/Progress/Performance

### The Timber Corporation of Nepal Ltd.

S. No.	Description	Unit	FY 2009/2010		FY 2010/2011		2011/2012
			Actual	Target achieved %	Target	Revised Estimate	Target
1	<b>Purchase</b>						
	a. Round Timber	Cft.	665362	83.00	800000	600000	800000
	b. Pole	Cft.	1878	27.00	8000	3000	10000
	c. Sawed Timber	Cft.	18555	10.00	208000	50000	260000
	d. Fire Wood	Pile	702	64.00	1100	650	1100
	e. Co-product	Quintal	2217	9.00	28800	7000	36000
2	<b>Turnover/Sales</b>						
	a. Round Timber	Cft.	504448	84.00	907454	800000	500000
	b. Pole	Cft.	855	12.00	8000	3000	10000
	c. Sawed Timber	Cft.	20525	12.00	189771	46000	239000
	d. Fire Wood	Pile	788	63.00	1279	650	1100
	e. Co-product	Quintal	2037	8.00	29281	7000	36000
3	<b>Closing Inventory</b>	Rs. Lakh					
4	<b>Staff/Labourer</b>						
	<b>(a) Employees</b>	Nos.	363		304	296	
	Technical	Nos.	15		5	5	
	Non - Technical	Nos.	348		299	291	
	<b>Permanent</b>	Nos.			304	296	
	Officer Level	Nos.	77		74	71	
	Assistant Level	Nos.	234		230	225	
	<b>Temporary</b>	Nos.					
	Officer Level	Nos.					
	Assistant Level	Nos.					
	<b>Daily Wages</b>	Nos.			63	63	
	Officer Level	Nos.					
	Assistant Level	Nos.	45		63	63	
	<b>Contract</b>	Nos.					
	Officer Level	Nos.	1		1	1	
	Assistant Level	Nos.					
	<b>(b) Labourer</b>	Nos.			6	6	
	Permanent	Nos.	6		6	6	
	Temporary	Nos.					
	Daily Wages/Contract	Nos.			4	4	
	<b>(c) Board members</b>	Nos.	5		5	5	
5	<b>Dealers/Distributors</b>	Nos.					

## Financial and Physical Target/Progress/Performance

### The Timber Corporation of Nepal Ltd.

S. No.	Description	Unit	FY 2009/2010		FY 2010/2011		2011/2012
			Actual	Target achieved %	Target	Revised Estimate	Target
<b>Financial Details</b>							
1	Gross Operating Income	Rs. Lakh	3113	68.05	4862	3268	3432
2	Total Expenditure	Rs. Lakh	937	2414.00	3104	1220	1207
3	Operating Profit/Loss	Rs. Lakh	2176	314.45	1758	2048	2225
4	Other Income	Rs. Lakh	43	1228.57	8	45	48
5	Net Profit/Loss (after Income Tax and Bonus)	Rs. Lakh	2219	319.28	1766	2093	2273
6	Administrative Overhead	Rs. Lakh	1006	103.49	1325	1244	1306
7	Depreciation	Rs. Lakh	7	88.90	7	9	28
8	Amortization Expenses	Rs. Lakh					
9	Interest Expenses	Rs. Lakh	106			35	35
10	Provisions	Rs. Lakh					
11	Total Fixed Expenses	Rs. Lakh	1006	103.49	488	1244	1306
12	Net Fixed Assets	Rs. Lakh	3120	100.00	3124	3244	3215
13	Capital Work-in-Progress	Rs. Lakh					
14	Investment	Rs. Lakh	15		15	15	15
15	Current Assets	Rs. Lakh	4507	108.00	4300	4948	5709
16	Current Liabilities	Rs. Lakh	4023	105.00	4313	3812	3612
17	Working Capital	Rs. Lakh	454	141.00	13	1136	2067
18	Unamortized Expenses	Rs. Lakh					
19	Cumulative Loss	Rs. Lakh	(2150)	94.00	(2614)	(1344)	(442)
20	Net Capital Employed	Rs. Lakh	3574	66.14	3110	4379	5282
21	Net Worth	Rs. Lakh	3027	104.77	2562	3832	4735
22	Share Capital	Rs. Lakh	160		160	160	160
23	Capital Grant	Rs. Lakh					
24	Cumulative Profit	Rs. Lakh					
25	General Reserve	Rs. Lakh	5016		5016	5016	5016
26	Share Holders Fund	Rs. Lakh	3027		1927	3832	4735
27	Long Term Loan	Rs. Lakh	547		547	547	547
28	Short Term Loan	Rs. Lakh					
29	Loan Installment Due	Rs. Lakh					
30	Closing Debtors	Rs. Lakh	335		385	337	339

## Financial and Physical Target/Progress/Performance

### The Timber Corporation of Nepal Ltd.

S. No.	Description	Unit	FY 2009/2010		FY 2010/2011		2011/2012
			Actual	Target achieved %	Target	Revised Estimate	Target
	<b>Financial Status</b>						
1	Net Profit Ratio	Percentage	35.30	233.31	8.91	24.60	26.74
2	Return on Capital Employed	Percentage	30.74	238.85	13.93	35.07	93.38
3	Return on Equity	Percentage	36.30	150.81	22.05	35.07	93.38
4	Operating Expenses Ratio	Percentage	0.32	38.09	0.63	0.38	0.38
5	Debt Equity Ratio	Ratio	0.18	75.00	0.28	0.14	0.12
6	Debt Coverage Ratio	Ratio					
7	Current Assets/Current Liabilities	Ratio	1.11	103.04	0.99	1.29	1.57
8	Quick/Acid Test Ratio	Ratio	0.73		0.71	0.80	0.92
9	Fixed Assets Turnover Ratio	Ratio	0.99	68.33	1.55	1.07	1.06
10	Inventory Turnover Ratio	Ratio	2.05	69.96	3.97	1.73	1.46
11	Debtors Turnover Ratio	Ratio	9.29			9.69	10.12
12	Average Collection Period	Days					
13	Employees' Productivity	Rs. Lakh	10.24	85.33	13.00	10.75	11.28
14	Administrative Overhead Ratio	Percentage	32.31	153.85	27.25	38.06	38.05
15	Workers Productivity Unit						
16	Break Even Point						
	a. in Units						
	b. in Value	Rs. Lakh					
	<b>Subsidy, Loan and Liabilities</b>						
1	<b>Subsidy Received</b>						
	a. From GON	Rs. Lakh					
	b. From International Institutions	Rs. Lakh					
2	<b>Loan</b>						
	<b>From GON</b>						
	a. Loan Amount Received	Rs. Lakh	900			900	900
	b. Loan Amount Paid	Rs. Lakh	352			352	352
	<b>From Banks and Financial Institutions</b>						
	a. Loan Amount Received	Rs. Lakh					
	b. Loan Amount Paid	Rs. Lakh					
	<b>From International Institutions</b>						
	a. Loan Amount Received	Rs. Lakh					
	b. Loan Amount Paid	Rs. Lakh					
	<b>Others</b>						
	a. Loan Amount Received	Rs. Lakh					
	b. Loan Amount Paid	Rs. Lakh					
3	<b>Loan &amp; Liabilities Outstanding</b>						
	a. GON	Rs. Lakh	547		547	547	547
	b. Banks & Financial Institutions	Rs. Lakh					
	c. International Institutions	Rs. Lakh					
	d. Others	Rs. Lakh	3476		3766	3265	3065

## Financial and Physical Target/Progress/Performance

### The Timber Corporation of Nepal Ltd.

S. No.	Description	Unit	FY 2009/2010		FY 2010/2011		2011/2012
			Actual	Target achieved %	Target	Revised Estimate	Target
4	<b>Amount Paid to GON</b>						
	a. Principal	Rs. Lakh					
	b. Interest	Rs. Lakh					
	c. Royalty	Rs. Lakh	1074		2332	1127	1184
	d. Dividend	Rs. Lakh					
	e. Income Tax	Rs. Lakh					
	f. Value Added Tax	Rs. Lakh	404		132	424	446
	g. Excise Duty	Rs. Lakh					
	h. Others	Rs. Lakh					
5	<b>Liabilities Payable to GON</b>						
	a. Principal	Rs. Lakh	547		547		547
	b. Interest	Rs. Lakh	168		204		239
	c. Royalty	Rs. Lakh					
	d. Dividend	Rs. Lakh					
	e. Income Tax	Rs. Lakh					
	f. Value Added Tax	Rs. Lakh					
	g. Excise Duty	Rs. Lakh					
	h. Others	Rs. Lakh					
6	<b>Share Structure</b>						
	a. GON	Rs. Lakh	154		154		154
	b. Corporation	Rs. Lakh	6		6		6
	c. Private Sector	Rs. Lakh					
7	<b>Miscellaneous</b>						
	Foreign Currency	US\$					
	a. Foreign Currency Expenditure on Import	US\$ in Lakh					
	b. Foreign Currency Expenditure on Export	US\$ in Lakh					
8	<b>Contingent and Unfunded Liability</b>				<b>Unit</b>	<b>FY 2009/2010</b>	
	<b>(I) Unfunded Liability</b>				Rs. Lakh		
	a. Gratuity/ Pension				Rs. Lakh		
	b. Provident Fund				Rs. Lakh	-	
	c. Accumulated Staff Leave				Rs. Lakh	-	
	d. Unpaid Share Calls				Rs. Lakh	-	
	e. Others				Rs. Lakh	-	
	<b>(II) Contingent Liability</b>				Rs. Lakh	-	
	a. Litigation				Rs. Lakh	-	
	b. Guarantee				Rs. Lakh	-	
	c. Other Claims				Rs. Lakh	-	

<b>1</b>	<b>Name of Public Enterprise : Industrial Districts Management Ltd.</b>	
	Address : Post Box No.812, Balaju, Kathmandu Telephone No: 4350849, 4350523, 4350274 Fax No. : 4351369 email : <a href="mailto:idmho@ntc.net.np">idmho@ntc.net.np</a>	Liason Office : Telephone No: Fax No. : email : Website : <a href="http://www.idm.com.np">www.idm.com.np</a>
<b>2</b>	<b>Date of Incorporation :</b> 2045/4/1 B.S. <b>Act of Incorporation :</b> Company Act	
<b>3</b>	<b>Objectives :</b> Feasibility study of New ID's, To Provide infrastructural facilities, To Promote the industries in the ID's and undertake the overall management and supervision of the ID's, To disseminate information on feasible projects, facilities available in the ID's and opportunities therein for investment etc.	
<b>4</b>	<b>Share Capital : (Rs. in Crore)</b> Issued : 14.00	Authorised : 15.00 Paid up : 13.08
<b>5</b>	<b>Governing Act :</b> Company Act 2063	
<b>6</b>	<b>Line Ministry :</b> Ministry of Industry	
<b>7</b>	<b>Financial Status : (Rs. in Lakh)</b> (A) Profit/Loss Net Profit/Loss for F/Y 2009/10 AD. Rs. : 340 Cumulative Profit/Loss at the end of F/Y 2009/10 AD. Rs. : 1265 (B) Networth Rs. : 2577 (C) Outstanding loan to be paid to the Nepal Government : No Total Overdue Principal Rs. : Principal Rs. : Interest Rs. : Interest Rs. : (D) Outstanding loan to be paid to the bank and other financial institution : No Principal Rs. : Interest Rs. : (E) Investment : Loan Investment Rs. : Share Investment Rs. : Other Investment Rs. : (F) Dividend to be paid to Nepal Government Rs. : (G) Revenue to be paid to Nepal Government (upto 15 July 2010) Rs. : Income Tax Rs. : Royalty Rs. : Excise Rs. : Others Rs. : VAT. Rs. : Total Rs. : (H) Last fiscal year of audit completed : 2008/09 (I) Total amount of audit irregularities to be cleared Rs. : No (J) Cleared amount of audit irregularities in F/Y 2009/10 Rs. : No (K) Liability of retirement benefit of employees : Funded Rs. : 867 Unfunded Rs. : 152	
<b>8</b>	<b>No. of Employees :</b> Contract : 190 Others : 213	Temporary : 2 Total : 192
<b>9</b>	<b>Brief Statement of present activities and future plan :</b> a) Expansion & new construction of electricity distribution system, transmission line and separate feeder, reform of existing industrial infrastructures like land development, road, water supply, sewerage line etc. b) Within Industrial Districts, Feasibility study in potential area to establish the new Industrial Districts, c) Co-ordination with line ministry for promotion of industry & transformation of industrial sectors to economic	

**Financial and Physical Target/Progress/Performance  
Industrial Districts Management Ltd.**

S. No.	Description	Unit	FY 2009/2010		FY 2010/2011		2011/2012
			Actual	Target achieved %	Target	Revised Estimate	Target
1	<b>Production</b>						
	a. Management of Industrial District	Nos.	10	100	10	10	10
	b. Feasibility Study	Nos.	0	0	2	0	2
	c. Building Construction	Rs. Lakh	3	20	25	5	25
	d. Establishment of new Industrial District	Rs. Lakh	0	0	1	0	1
	e. Distribution of Electricity	Rs. Lakh	41	205	45	58	60
	f. Reform in Existing Infrastructure	Rs. Lakh	55	110	65	60	65
	g. Water Distribution	Rs. Lakh	41	117	20	47	25
	h. Land Development	Rs. Lakh	0	0	4	3	5
	i. Utility	Rs. Lakh	4	11	21	24	25
2	<b>Purchase</b>						
	a. Electricity	Rs. Lakh	2262	116	2700	2517	2750
	b. Water	Rs. Lakh	7	37	6	8	7
	c. Others	Rs. Lakh	86	75	134	124	135
3	<b>Sales</b>						
	a. Land Rent	Rs. Lakh	108	108	112	111	112
	b. Building Rent	Rs. Lakh	215	99	216	217	218
	c. Electricity	Rs. Lakh	2916	124	3300	3031	3300
	d. Water	Rs. Lakh	196	109	230	208	230
4	<b>Closing Inventory</b>	Rs. Lakh	49	92	46	48	48
5	<b>Staff/Labourer</b>						
	<b>(a) Employees</b>	Nos.	196	74	265	198	265
	Technical	Nos.	63	81	78	65	78
	Non - Technical	Nos.	133	71	187	133	187
	<b>Permanent</b>	Nos.	194	73	265	198	265
	Officer Level	Nos.	45	94	48	51	48
	Assistant Level	Nos.	149	69	217	147	217
	<b>Temporary</b>	Nos.	2				
	Officer Level	Nos.	1				
	Assistant Level	Nos.	1				
	<b>Daily Wages</b>	Nos.					
	Officer Level	Nos.					
	Assistant Level	Nos.					
	<b>Contract</b>	Nos.					
	Officer Level	Nos.					
	Assistant Level	Nos.					
	<b>(b) Labourer</b>	Nos.					
	Permanent	Nos.					
	Temporary	Nos.					
	Daily Wages/Contract	Nos.					
	<b>(c) Board members</b>	Nos.	5	100	6	5	6
6	<b>Dealers/Distributors</b>	Nos.					

**Financial and Physical Target/Progress/Performance**  
**Industrial Districts Management Ltd.**

S. No.	Description	Unit	FY 2009/2010		FY 2010/2011		2011/2012
			Actual	Target achieved %	Target	Revised Estimate	Target
	<b>Financial Details</b>						
1	Gross Operating Income	Rs. Lakh	3435	121	3858	3567	3860
2	Total Expenditure	Rs. Lakh	3349	116	3911	3622	3945
3	Operating Profit/Loss	Rs. Lakh	86		(53)	(55)	(85)
4	Other Income	Rs. Lakh	359	224	210	220	224
5	Net Profit/Loss (after Income Tax and Bonus)	Rs. Lakh	340	391	121	127	101
6	Administrative Overhead	Rs. Lakh	879	126	956	862	944
7	Depreciation	Rs. Lakh	109	115	115	110	112
8	Amortization Expenses	Rs. Lakh	1	20			
9	Interest Expenses	Rs. Lakh					
10	Provisions	Rs. Lakh	104	254	36	38	38
11	Total Fixed Expenses	Rs. Lakh	1093	131	1107	1010	1094
12	Net Fixed Assets	Rs. Lakh	1258	117	1297	1312	1372
13	Capital Work-in-Progress	Rs. Lakh					
14	Investment	Rs. Lakh	1689	375	672	1724	1724
15	Current Assets	Rs. Lakh	1457	92	1229	1200	1160
16	Current Liabilities	Rs. Lakh	960	123	705	755	694
17	Working Capital	Rs. Lakh	497	62	524	445	466
18	Unamortized Expenses	Rs. Lakh					
19	Cumulative Loss	Rs. Lakh					
20	Net Capital Employed	Rs. Lakh	1755	93	1821	1757	1838
21	Net Worth	Rs. Lakh	2577	111	2492	2679	2760
22	Share Capital	Rs. Lakh	1308	100	1308	1308	1308
23	Capital Grant	Rs. Lakh					
24	Cumulative Profit	Rs. Lakh	1265	124	1178	1367	1448
25	General Reserve	Rs. Lakh					
26	Share Holders Fund	Rs. Lakh	2573	110	2492	2679	2760
27	Long Term Loan	Rs. Lakh					
28	Short Term Loan	Rs. Lakh					
29	Loan Installment Due	Rs. Lakh					
30	Closing Debtors	Rs. Lakh	695	89	650	612	560

**Financial and Physical Target/Progress/Performance**  
**Industrial Districts Management Ltd.**

S. No.	Description	Unit	FY 2009/2010		FY 2010/2011		2011/2012
			Actual	Target achieved %	Target	Revised Estimate	Target
	<b>Financial Status</b>						
1	Net Profit Ratio	Percentage	2.50		0.00	0.00	0.00
2	Return on Capital Employed	Percentage	19.37	418.36	6=64	7.23	5.50
3	Return on Equity	Percentage	13.19	353.62	4.85	4.74	3.66
4	Operating Expenses Ratio	Percentage	97.50	96.42	101.37	101.54	102.20
5	Debt Equity Ratio	Ratio					
6	Debt Coverage Ratio	Ratio					
7	Current Assets/Current Liabilities	Ratio	01:01.5	86.86	01:01.7	01:01.6	01:01.7
8	Quick/Acid Test Ratio	Ratio	1 1.47	86.98	01:01.7	01:01.5	01:01.6
9	Fixed Assets Turnover Ratio	Ratio	2.73	106.64	2.97	2.72	2.81
10	Inventory Turnover Ratio	Ratio	70.10	129.81	83.87	74.31	80.42
11	Debtors Turnover Ratio	Ratio	4.94	136.09	5.93	5.83	6.89
12	Average Collection Period	Days	74.00	124.00	62.00	63.00	53.00
13	Employees' Productivity	Rs. Lakh	17.53	163.22	14.56	18.02	14.62
14	Administrative Overhead Ratio	Percentage	25.59	104.66	24.78	24.17	24.46
15	Workers Productivity Unit						
16	Break Even Point			:			
	a. in Units						
	b. in Value	Rs. Lakh					
	<b>Subsidy, Loan and Liabilities</b>						
1	<b>Subsidy Received</b>						
	a. From GON	Rs. Lakh					
	b. From International Institutions	Rs. Lakh					
2	<b>Loan</b>						
	<b>From GON</b>						
	a. Loan Amount Received	Rs. Lakh					
	b. Loan Amount Paid	Rs. Lakh					
	<b>From Banks and Financial Institutions</b>						
	a. Loan Amount Received	Rs. Lakh					
	b. Loan Amount Paid	Rs. Lakh					
	<b>From International Institutions</b>						
	a. Loan Amount Received	Rs. Lakh					
	b. Loan Amount Paid	Rs. Lakh					
	<b>Others</b>						
	a. Loan Amount Received	Rs. Lakh					
	b. Loan Amount Paid	Rs. Lakh					
3	<b>Loan &amp; Liabilities Outstanding</b>						
	a. GON	Rs. Lakh					
	b. Banks & Financial Institutions	Rs. Lakh					
	c. International Institutions	Rs. Lakh					
	d. Others	Rs. Lakh					



**Financial and Physical Target/Progress/Performance  
Industrial Districts Management Ltd.**

S. No.	Description	Unit	FY 2009/2010		FY 2010/2011		2011/2012
			Actual	Target achieved %	Target	Revised Estimate	Target
4	<b><u>Amount Paid to GON</u></b>						
	a. Principal	Rs. Lakh					
	b. Interest	Rs. Lakh					
	c. Royalty	Rs. Lakh					
	d. Dividend	Rs. Lakh	63	315	24	24	19
	e. Income Tax	Rs. Lakh	71	222	23	25	27
	f. Value Added Tax	Rs. Lakh					
	g. Excise Duty	Rs. Lakh					
	h. Others	Rs. Lakh					
5	<b><u>Liabilities Payable to GON</u></b>						
	a. Principal	Rs. Lakh					
	b. Interest	Rs. Lakh					
	c. Royalty	Rs. Lakh					
	d. Dividend	Rs. Lakh					
	e. Income Tax	Rs. Lakh					
	f. Value Added Tax	Rs. Lakh					
	g. Excise Duty	Rs. Lakh					
	h. Others	Rs. Lakh					
6	<b><u>Share Structure</u></b>		1308		1308	1308	1308
	a. GON	Rs. Lakh	1214		1214	1214	1214
	b. Corporation	Rs. Lakh	94		94	94	94
	c. Private Sector	Rs. Lakh					
7	<b><u>Miscellaneous</u></b>						
	Foreign Currency	US\$					
	a. Foreign Currency Expenditure on Import	US\$ in Lakh					
	b. Foreign Currency Expenditure on Export	US\$ in Lakh					
8	<b><u>Contingent and Unfunded Liability</u></b>				<b>Unit</b>	<b>FY 2009/2010</b>	
	<b>(I) Unfunded Liability</b>				Rs. Lakh		
	a. Gratuity/ Pension				Rs. Lakh		
	b. Provident Fund				Rs. Lakh		
	c. Accumulated Staff Leave				Rs. Lakh	152.00	
	d. Unpaid Share Calls				Rs. Lakh		
	e. Others				Rs. Lakh		
	<b>(II) Contingent Liability</b>				Rs. Lakh		
	a. Litigation				Rs. Lakh		
	b. Guarantee				Rs. Lakh		
	c. Other Claims				Rs. Lakh		

<b>1</b>	<b>Name of Public Enterprise :</b> National Construction Company Nepal Ltd.	
	Address : Bhadrakali Plaza, Kathmandu Telephone No: 01-4216631 Fax No. : 01-4216632 email : <a href="mailto:nccn@hons.com.np">nccn@hons.com.np</a>	Liason Office : Telephone No: Fax No. : email : Website :
<b>2</b>	<b>Date of Incorporation :</b> 2018/05/05 B.S. <b>Act of Incorporation :</b> Company Act	
<b>3</b>	<b>Objectives :</b> To promote qualitative civil construction work of Nepal. To achieve project cost moderator.	
<b>4</b>	<b>Share Capital : (Rs. in Crore)</b> Issued : 6.21	Authorised : 10.00 Paid up : 6.21
<b>5</b>	<b>Governing Act :</b> Company Act, 2063	
<b>6</b>	<b>Line Ministry :</b> Ministry of Physical Planning & Works	
<b>7</b>	<b>Financial Status : (Rs. in Lakh)</b> (A) Profit/Loss Net Profit/Loss for F/Y 2009/10 AD. Rs. : (179.00) Cumulative Profit/Loss-at the end of F/Y 2009/10 AD. Rs. : 404.00 (B) Networth Rs. : 1024.69 (C) Outstanding loan to be paid to the Nepal Government : Total Overdue Principal Rs. : Principal Rs. : Interest Rs. : Interest Rs. : (D) Outstanding loan to be paid to the bank and other financial institution : Principal Rs. : Interest Rs. : (E) Investment : Loan Investment Rs. : Share Investment Rs. : Other Investment Rs. : (F) Dividend to be paid to Nepal Government Rs. : (G) Revenue to be paid to Nepal Government (upto 15 July 2010) Rs. : Income Tax Rs. : Royalty Rs. : Excise Rs. : Others Rs. : VAT. Rs. : 34.15 Total Rs. : 34.15 (H) Last fiscal year of audit completed : 2008/09 (I) Total amount of audit irregularities to be cleared Rs. :1861.12 (J) Cleared amount of audit irregularities in F/Y 2009/10 Rs. : (K) Liability of retirement benefit of employees : 589.17 Funded Rs. : 453.87 Unfunded Rs. : 135.30	
<b>8</b>	<b>No. of Employees :</b> Contract : 1	Permanent : 13 Others : 41 Temporary : 20 Total : 75
<b>9</b>	<b>Brief Statement of present activities and future plan :</b>	

## Financial and Physical Target/Progress/Performance

### National Construction Company Nepal Ltd.

S. No.	Description	Unit	FY 2009/2010		FY 2010/2011		2011/2012
			Actual	Target achieved %	Target	Revised Estimate	Target
1	<b>Production</b>		23.89				
	a. Gorkhapatra Sansthan	Rs. Lakh	2.10				
	b. Janakpur Ankushe Bridge	Rs. Lakh					
	c. Janakpur Milk Supply Scheme	Rs. Lakh					
	d. Miscellaneous Construction Work	Rs. Lakh					
2	<b>Closing Inventory</b>	Rs. Lakh					
3	<b>Staff/Labourer</b>		103		75		44
	<b>(a) Employees</b>	Nos.	103		75		44
	Technical	Nos.	60		13		13
	Non - Technical	Nos.	43				
	<b>Permanent</b>	Nos.	40		13		13
	Officer Level	Nos.	24		10		10
	Assistant Level	Nos.	16		3		3
	<b>Temporary</b>	Nos.	20		20		10
	Officer Level	Nos.					
	Assistant Level	Nos.	20		20		10
	<b>Daily Wages</b>	Nos.	40		40		20
	Officer Level	Nos.					
	Assistant Level	Nos.	40		40		20
	<b>Contract</b>	Nos.	3		1		1
	Officer Level	Nos.	2		1		1
	Assistant Level	Nos.	1				
	<b>(b) Labourer</b>	Nos.					
	Permanent	Nos.					
	Temporary	Nos.					
	Daily Wages/Contract	Nos.					
	<b>(c) Board Members</b>	Nos.	5		5		5
4	<b>Dealers/Distributors</b>	Nos.					

**Financial and Physical Target/Progress/Performance**  
**National Construction Company Nepal Ltd.**

S. No.	Description	Unit	FY 2009/2010		FY 2010/2011		2011/2012
			Actual	Target achieved %	Target	Revised Estimate	Target
<b>Financial Details</b>							
1	Gross Operating Income	Rs. Lakh	43.98				
2	Total Expenditure	Rs. Lakh	36.77				
3	Operating Profit/Loss	Rs. Lakh	7.21				
4	Other Income	Rs. Lakh	25.86		60.50		50.00
5	Net Profit/Loss (after Income Tax and Bonus)	Rs. Lakh	(179.03)		(293.42)		(39.35)
6	Administrative Overhead	Rs. Lakh	177.15		344.42		80.00
7	Depreciation	Rs. Lakh	5.31		5.50		5.35
8	Amortization Expenses	Rs. Lakh	(7.08)				
9	Interest Expenses	Rs. Lakh	-				
10	Provisions	Rs. Lakh	36.72		4.00		4.00
11	Total Fixed Expenses	Rs. Lakh	219.17		354.42		89.35
12	Net Fixed Assets	Rs. Lakh	50.61		35.50		30.15
13	Capital Work-in-Progress	Rs. Lakh	-				
14	Investment	Rs. Lakh	-				
15	Current Assets	Rs. Lakh	2,118.10		1,834.70		1,736.20
16	Current Liabilities	Rs. Lakh	1,144.12		1,138.62		1,074.12
17	Working Capital	Rs. Lakh	974.08		696.08		662.08
18	Unamortized Expenses	Rs. Lakh	-				
19	Cumulative Loss	Rs. Lakh					
20	Net Capital Employed	Rs. Lakh	1,024.69		731.58		692.23
21	Net Worth	Rs. Lakh	1,024.69		731.58		692.23
22	Share Capital	Rs. Lakh	620.72		620.72		620.72
23	Capital Grant	Rs. Lakh	-				
24	Cumulative Profit	Rs. Lakh	403.98		110.58		71.23
25	General Reserve	Rs. Lakh	-				
26	Share Holders Fund	Rs. Lakh	-				
27	Long Term Loan	Rs. Lakh	-				
28	Short Term Loan	Rs. Lakh	-				
29	Loan Installment Due	Rs. Lakh	-				
30	Closing Debtors	Rs. Lakh	1,182.83		894.20		814.37

## Financial and Physical Target/Progress/Performance

### National Construction Company Nepal Ltd.

S. No.	Description	Unit	FY 2009/2010		FY 2010/2011		2011/2012
			Actual	Target achieved %	Target	Revised Estimate	Target
	<b>Financial Status</b>						
1	Net Profit Ratio	Percentage	16.40				
2	Return on Capital Employed	Percentage	(407.02)				
3	Return on Equity	Percentage	(28.84)		(47.25)		(6.34)
4	Operating Expenses Ratio	Percentage	(411.04)				
5	Debt Equity Ratio	Ratio					
6	Debt Coverage Ratio	Ratio					
7	Current Assets/Current Liabilities	Ratio	1.85		1.61		1.62
8	Quick/Acid Test Ratio	Ratio	1.68		1.45		1.47
9	Fixed Assets Turnover Ratio	Ratio	0.04				
10	Inventory Turnover Ratio	Ratio	0.19				
11	Debtors Turnover Ratio	Ratio					
12	Average Collection Period	Days					
13	Employees' Productivity	Rs. Lakh	(1.76)		(3.85)		0.77
14	Administrative Overhead Ratio	Percentage	402.76				
15	Workers Productivity Unit						
16	Break Even Point						
	a. in Units						
	b. in Value	Rs. Lakh					
	<b>Subsidy, Loan and Liabilities</b>						
1	<b>Subsidy Received</b>						
	a. From GON	Rs. Lakh					
	b. From International Institutions	Rs. Lakh					
2	<b>Loan</b>						
	<b>From GON</b>						
	a. Loan Amount Received	Rs. Lakh					
	b. Loan Amount Paid	Rs. Lakh					
	<b>From Banks and Financial Institutions</b>						
	a. Loan Amount Received	Rs. Lakh					
	b. Loan Amount Paid	Rs. Lakh					
	<b>From International Institutions</b>						
	a. Loan Amount Received	Rs. Lakh					
	b. Loan Amount Paid	Rs. Lakh					
	<b>Others</b>						
	a. Loan Amount Received	Rs. Lakh					
	b. Loan Amount Paid	Rs. Lakh					
3	<b>Loan &amp; Liabilities Outstanding</b>						
	a. GON	Rs. Lakh					
	b. Banks & Financial Institutions	Rs. Lakh					
	c. International Institutions	Rs. Lakh					
	d. Others	Rs. Lakh					

## Financial and Physical Target/Progress/Performance

### National Construction Company Nepal Ltd.

S. No.	Description	Unit	FY 2009/2010		FY 2010/2011		2011/2012
			Actual	Target achieved %	Target	Revised Estimate	Target
4	<b>Amount Paid to GON</b>						
	a. Principal	Rs. Lakh					
	b. Interest	Rs. Lakh					
	c. Royalty	Rs. Lakh					
	d. Dividend	Rs. Lakh					
	e. Income Tax	Rs. Lakh	0.62				
	f. Value Added Tax	Rs. Lakh	2.26		2.50		1.75
	g. Excise Duty	Rs. Lakh					
	h. Others	Rs. Lakh					
5	<b>Liabilities Payable to GON</b>		34.16				
	a. Principal	Rs. Lakh					
	b. Interest	Rs. Lakh					
	c. Royalty	Rs. Lakh					
	d. Dividend	Rs. Lakh					
	e. Income Tax	Rs. Lakh					
	f. Value Added Tax	Rs. Lakh	34.16				
	g. Excise Duty	Rs. Lakh					
	h. Others	Rs. Lakh					
6	<b>Share Structure</b>		620.72	620.72	620.72	620.72	620.72
	a. GON	Rs. Lakh	620.72	620.72	620.72	620.72	620.72
	b. Corporation	Rs. Lakh					
	c. Private Sector	Rs. Lakh					
7	<b>Miscellaneous</b>						
	Foreign Currency	US\$					
	a. Foreign Currency Expenditure on Import	US\$ in Lakh					
	b. Foreign Currency Expenditure on Export	US\$ in Lakh					
8	<b>Contingent and Unfunded Liability</b>				<b>Unit</b>	<b>FY 2009/2010</b>	
	<b>(I) Unfunded Liability</b>				Rs. Lakh	135.31	
	a. Gratuity/ Pension				Rs. Lakh	9.29	
	b. Provident Fund				Rs. Lakh		
	c. Accumulated Staff Leave				Rs. Lakh	55.54	
	d. Unpaid Share Calls				Rs. Lakh		
	e. Others				Rs. Lakh	70.48	
	<b>(II) Contingent Liability</b>				Rs. Lakh		
	a. Litigation				Rs. Lakh		
	b. Guarantee				Rs. Lakh		
	c. Other Claims				Rs. Lakh		

1	<b>Name of Public Enterprise :</b> Nepal Transit and Warehousing Co. Ltd.	
	Address : Battisputali, Arniko Marga, Kathmandu Telephone No: 4460564, 4468421 Fax No. : 4464361 email : <a href="mailto:ntw@ntc.net.np">ntw@ntc.net.np</a>	Liason Office : Telephone No: Fax No. : email : Website : <a href="http://www.nepaltransit.com">www.nepaltransit.com</a>
2	<b>Date of Incorporation :</b> 2028/05/30 B.S. <b>Act of Incorporation :</b> Company Act	
3	<b>Objectives :</b> To ensure reliable as well as economical transit facilities for the export and import trade of Nepal.	
4	<b>Share Capital : (Rs. in Crore)</b> Issued : 1.22	Authorised : 1.5 Paid up : 1.22
5	<b>Governing Act :</b> Company Act, 2063	
6	<b>Line Ministry :</b> Ministry of Commerce and Supplies	
7	<b>Financial Status : (Rs. in Lakh)</b> (A) Profit/Loss Net Profit/Loss for F/Y 2009/10 AD. Rs. : 46.00 Cumulative Profit/Loss at the end of F/Y 2009/10 AD. Rs. : 713.00 (B) Networth Rs. : 874.00 (C) Outstanding loan to be paid to the Nepal Government : Total Overdue Principal Rs. : Principal Rs. : Interest Rs. : Interest Rs. : (D) Outstanding loan to be paid to the bank and other financial institution : Principal Rs. : Interest Rs. : (E) Investment : Loan Investment Rs. : Share Investment Rs. : 43.00 Other Investment Rs. : 239.00 (F) Dividend to be paid to Nepal Government Rs. : (G) Revenue to be paid to Nepal Government (upto 15 July 2010) Rs. : Income Tax Rs. : Royalty Rs. : Excise Rs. : Others Rs. : VAT. Rs. : Total Rs. : (H) Last fiscal year of audit completed : 2008.09 (I) Total amount of audit irregularities to be cleared Rs. : (J) Cleared amount of audit irregularities in F/Y 2009/10 Rs. : 292.00 (K) Liability of retirement benefit of employees :37 Funded Rs. : 239.00 Unfunded Rs. : 103.00	
8	<b>No. of Employees :</b> Contract : 48	Permanent : 67 Others : 0 Temporary : 0 Total : 115
9	<b>Brief Statement of present activities and future plan :</b> (I) Clearing Forwarding Service (II) Godown Services (III) Undertaking services	

**Financial and Physical Target/Progress/Performance**

**Nepal Transit and Warehouse Co. Ltd.**

S. No.	Description	Unit	FY 2009/2010		FY 2010/2011		2011/2012
			Actual	Target achieved %	Target	Revised Estimate	Target
1	<b>Service</b>						
	a. Godown Capacity	M.Ton	6,560	100.00	6,060	26,000	26,000
	b. Godown Service Available	M.Ton	8,500	121.00	7,000	19,000	20,000
	c. Godown Capacity Utility	Percentage					
	b. Clearing/Forwarding Services	Rs. Crore	41	138.00	30	95	30
	e. Undertaking Service	Rs. Crore	417	83.40	500	600	500
	f. Customer	Nos					
2	<b>Closing Inventory</b>	Rs. Lakh					
3	<b>Staff/Labourer</b>						
	<b>(a) Employees</b>	Nos.	115		115	115	115
	Technical	Nos.					
	Non - Technical	Nos.					
	<b>Permanent</b>	Nos.	115		115	115	115
	Officer Level	Nos.	27		27	27	
	Assistant Level	Nos.	15		15	15	
	<b>Temporary</b>	Nos.					
	Officer Level	Nos.					
	Assistant Level	Nos.					
	<b>Daily Wages</b>	Nos.					
	Officer Level	Nos.					
	Assistant Level	Nos.					
	<b>Contract</b>	Nos.					
	Officer Level	Nos.					
	Assistant Level	Nos.	23		23	23	
	<b>(b) Labourer</b>	Nos.					
	Permanent	Nos.	25		25	25	
	Temporary	Nos.					
	Daily Wages/Contract	Nos.	25		25	25	
	<b>(c) Board Members</b>	Nos.	7		7	7	
4	<b>Dealers/Distributors</b>	Nos.					



## Financial and Physical Target/Progress/Performance

### Nepal Transit and Warehouse Co. Ltd.

S. No.	Description	Unit	FY 2009/2010		FY 2010/2011		2011/2012
			Actual	Target achieved %	Target	Revised Estimate	Target
	<b>Financial Details</b>						
1	Gross Operating Income	Rs. Lakh	410		430	583	630
2	Total Expenditure	Rs. Lakh	441		486	554	576
3	Operating Profit/Loss	Rs. Lakh	(31)	0.00	(56)	29	54
4	Other Income	Rs. Lakh	77		65	85	110
5	Net Profit/Loss (after Income Tax and Bonus)	Rs. Lakh	46	0.00	9	114	164
6	Administrative Overhead	Rs. Lakh	362		429	447	450
7	Depreciation	Rs. Lakh	9		11	13	12
8	Amortization Expenses	Rs. Lakh					
9	Interest Expenses	Rs. Lakh					
10	Provisions	Rs. Lakh	24			53	72
11	Total Fixed Expenses	Rs. Lakh	395	0.00	440	513	534
12	Net Fixed Assets	Rs. Lakh	62		75	83	71
13	Capital Work-in-Progress	Rs. Lakh					
14	Investment	Rs. Lakh	283		392	283	303
15	Current Assets	Rs. Lakh	1,738		2,061	2,139	2,286
16	Current Liabilities	Rs. Lakh	529		870	530	492
17	Working Capital	Rs. Lakh	1,209	0.00	1,191	1,609	1,794
18	Unamortized Expenses	Rs. Lakh					
19	Cumulative Loss	Rs. Lakh					
20	Net Capital Employed	Rs. Lakh	1,555		1,267	1,692	1,865
21	Net Worth	Rs. Lakh	1,638		1,659	1,975	2,168
22	Share Capital	Rs. Lakh	122		122	122	122
23	Capital Grant	Rs. Lakh	71		71	71	71
24	Cumulative Profit	Rs. Lakh	713		709	828	982
25	General Reserve	Rs. Lakh	37		37	37	37
26	Share Holders Fund	Rs. Lakh	943		939	1,058	1,212
27	Long Term Loan	Rs. Lakh	372				
28	Short Term Loan	Rs. Lakh					
29	Loan Installment Due	Rs. Lakh					
30	Closing Debtors	Rs. Lakh	325		250	300	
31	Employees' Gratuity Fund	Rs. Lakh			279		

## Financial and Physical Target/Progress/Performance

### Nepal Transit and Warehouse Co. Ltd.

S. No.	Description	Unit	FY 2009/2010		FY 2010/2011		2011/2012
			Actual	Target achieved %	Target	Revised Estimate	Target
	<b>Financial Status</b>						
1	Net Profit Ratio	Percentage	11.22		2.09	19.56	26.00
2	Return on Capital Employed	Percentage	1.99		(4.42)	1.71	2.90
3	Return on Equity	Percentage	4.88		0.96	10.78	13.53
4	Operating Expenses Ratio	Percentage	107.56		113.02	95.02	91.43
5	Debt Equity Ratio	Ratio					
6	Debt Coverage Ratio	Ratio					
7	Current Assets/Current Liabilities	Ratio	3.82		2.37	4.04	4.65
8	Quick/Acid Test Ratio	Ratio	3.82		2.37	4.04	4.65
9	Fixed Assets Turnover Ratio	Ratio	6.61		5.73	7.02	8.87
10	Inventory Turnover Ratio	Ratio					
11	Debtors Turnover Ratio	Ratio					
12	Average Collection Period	Days					
13	Employees' Productivity	Rs. Lakh	3.15		3.74	3.89	3.91
14	Administrative Overhead Ratio	Percentage	88.29		99.77	76.67	71.43
15	Workers Productivity Unit						
16	Clearing Forwarding Service/Undertaking	Percentage	9.93		6.00	15.83	6.00
17	Break Even Point						
	a. in Units						
	b. in Value	Rs. Lakh					
	<b>Subsidy, Loan and Liabilities</b>						
1	<b>Subsidy Received</b>						
	a. From GON	Rs. Lakh					
	b. From International Institutions	Rs. Lakh					
2	<b>Loan</b>						
	<b>From GON</b>						
	a. Loan Amount Received	Rs. Lakh					
	b. Loan Amount Paid	Rs. Lakh					
	<b>From Banks and Financial Institutions</b>						
	a. Loan Amount Received	Rs. Lakh					
	b. Loan Amount Paid	Rs. Lakh					
	<b>From International Institutions</b>						
	a. Loan Amount Received	Rs. Lakh					
	b. Loan Amount Paid	Rs. Lakh					
	<b>Others</b>						
	a. Loan Amount Received	Rs. Lakh					
	b. Loan Amount Paid	Rs. Lakh					
3	<b>Loan &amp; Liabilities Outstanding</b>						
	a. GON	Rs. Lakh					
	b. Banks & Financial Institutions	Rs. Lakh					
	c. International Institutions	Rs. Lakh					

### Financial and Physical Target/Progress/Performance

#### Nepal Transit and Warehouse Co. Ltd.

S. No.	Description	Unit	FY 2009/2010		FY 2010/2011		2011/2012
			Actual	Target achieved %	Target	Revised Estimate	Target
	d. Others	Rs. Lakh					

## Financial and Physical Target/Progress/Performance

### Nepal Transit and Warehouse Co. Ltd.

S. No.	Description	Unit	FY 2009/2010		FY 2010/2011		2011/2012
			Actual	Target achieved %	Target	Revised Estimate	Target
4	<b>Amount Paid to GON</b>						
	a. Principal	Rs. Lakh			38		
	b. Interest	Rs. Lakh			19		
	c. Royalty	Rs. Lakh					
	d. Dividend	Rs. Lakh					
	e. Income Tax	Rs. Lakh					
	f. Value Added Tax	Rs. Lakh					
	g. Excise Duty	Rs. Lakh					
	h. Others	Rs. Lakh					
5	<b>Liabilities Payable to GON</b>						
	a. Principal	Rs. Lakh					
	b. Interest	Rs. Lakh					
	c. Royalty	Rs. Lakh					
	d. Dividend	Rs. Lakh					
	e. Income Tax	Rs. Lakh					
	f. Value Added Tax	Rs. Lakh					
	g. Excise Duty	Rs. Lakh					
	h. Others	Rs. Lakh					
6	<b>Share Structure</b>						
	a. GON	Rs. Lakh			122		
	b. Corporation	Rs. Lakh					
	c. Private Sector	Rs. Lakh					
7	<b>Miscellaneous</b>						
	Foreign Currency	US\$					
	a. Foreign Currency Expenditure on Import	US\$ in Lakh					
	b. Foreign Currency Expenditure on Export	US\$ in Lakh					
8	<b>Contingent and Unfunded Liability</b>				<b>Unit</b>	<b>FY 2009/2010</b>	
	<b>(I) Unfunded Liability</b>				Rs. Lakh		
	a. Gratuity/ Pension				Rs. Lakh	49.00	
	b. Provident Fund				Rs. Lakh		
	c. Accumulated Staff Leave				Rs. Lakh		
	d. Unpaid Share Calls				Rs. Lakh	20.00	
	e. Others				Rs. Lakh		
	<b>(II) Contingent Liability</b>				Rs. Lakh		
	a. Litigation				Rs. Lakh		
	b. Guarantee				Rs. Lakh		
	c. Other Claims				Rs. Lakh		

<b>1</b>	<b>Name of Public Enterprise : Nepal Engineering Consultancy Service Center Ltd.</b>							
	Address : Buddhanagar, Kathmandu Telephone No: 01-6911927 Fax No. : email :	Liason Office : Telephone No: Fax No. : email : Website :						
<b>2</b>	<b>Date of Incorporation : 2043/9/10 B.S.</b> <b>Act of Incorporation : Company Act</b>							
<b>3</b>	<b>Objectives :</b> To provide consultancy services to any person/organisations as well as to government and government owned enterprises on any technical subject related to engineering aspect through study, research and survey.							
<b>4</b>	<b>Share Capital : (Rs. in Crore)</b> Issued : 1.00	Authorised : 1.25 Paid up : 0.72						
<b>5</b>	<b>Governing Act : Company Act</b>							
<b>6</b>	<b>Line Ministry : Ministry of Physical Planning and Works</b>							
<b>7</b>	<b>Financial Status : (Rs. in Lakh)</b> (A) Profit/Loss Net Profit/Loss for F/Y 2009/10 AD. Rs. : (30.23) Cumulative Profit/Loss-at the end of F/Y 2009/10 AD. Rs. : 52.75 (B) Networth Rs. : 124.99 (C) Outstanding loan to be paid to the Nepal Government : <table border="0"> <tr> <td><u>Total</u></td> <td><u>Overdue</u></td> </tr> <tr> <td>Principal Rs. :</td> <td>Principal Rs. :</td> </tr> <tr> <td>Interest Rs. :</td> <td>Interest Rs. :</td> </tr> </table> (D) Outstanding loan to be paid to the bank and other financial institution : Principal Rs. : Interest Rs. : (E) Investment : Loan Investment Rs. : Share Investment Rs. : Other Investment Rs. : (F) Dividend to be paid to Nepal Government Rs. : (G) Revenue to be paid to Nepal Government (upto 15 July 2010) Rs. : Income Tax Rs. : Royalty Rs. : Excise Rs. : Others Rs. : VAT. Rs. : Total Rs. : (H) Last fiscal year of audit completed : 2008/09 (I) Total amount of audit irregularities to be cleared Rs. : (J) Cleared amount of audit irregularities in F/Y 2009/10 Rs. : (K) Liability of retirement benefit of employees : Funded Rs. : Unfunded Rs. :		<u>Total</u>	<u>Overdue</u>	Principal Rs. :	Principal Rs. :	Interest Rs. :	Interest Rs. :
<u>Total</u>	<u>Overdue</u>							
Principal Rs. :	Principal Rs. :							
Interest Rs. :	Interest Rs. :							
<b>8</b>	<b>No. of Employees :</b> Contract : 3	Permanent : 9 Others : Temporary : Total : 12						
<b>9</b>	<b>Brief Statement of present activities and future plan :</b>							

## Financial and Physical Target/Progress/Performance

### Nepal Engineering Consultancy Service Center Ltd.

S. No.	Description	Unit	FY 2009/2010		FY 2010/2011		2011/2012
			Actual	Target achieved %	Target	Revised Estimate	Target
1	<b>Service: Consultancy Service</b>						
	a. Completed	Nos.	1.00				
	b. Uncompletion	Nos.					
	c. New Construction	Nos.					
2	<b>Closing Inventory</b>	Rs. Lakh					
3	<b>Staff/Labourer</b>						
	<b>(a) Employees</b>	Nos.	12.00				
	Technical	Nos.	6.00				
	Non - Technical	Nos.	6.00				
	<b>Permanent</b>	Nos.					
	Officer Level	Nos.	6.00				
	Assistant Level	Nos.	3.00				
	<b>Temporary</b>	Nos.					
	Officer Level	Nos.					
	Assistant Level	Nos.					
	<b>Daily Wages</b>	Nos.					
	Officer Level	Nos.					
	Assistant Level	Nos.					
	<b>Contract</b>	Nos.	3.00				
	Officer Level	Nos.	1.00				
	Assistant Level	Nos.	2.00				
	<b>(b) Labourer</b>	Nos.					
	Permanent	Nos.					
	Temporary	Nos.					
	Daily Wages/Contract	Nos.					
	<b>(c) Board Members</b>	Nos.	5.00				
4	<b>Dealers/Distributors</b>	Nos.					

## Financial and Physical Target/Progress/Performance

### Nepal Engineering Consultancy Service Center Ltd.

S. No.	Description	Unit	FY 2009/2010		FY 2010/2011		2011/2012
			Actual	Target achieved %	Target	Revised Estimate	Target
	<b>Financial Details</b>						
1	Gross Operating Income	Rs. Lakh	23.76				
2	Total Expenditure	Rs. Lakh	54.07				
3	Operating Profit/Loss	Rs. Lakh	(30.31)				
4	Other Income	Rs. Lakh	0.08				
5	Net Profit/Loss (after Income Tax and Bonus)	Rs. Lakh	(30.23)				
6	Administrative Overhead	Rs. Lakh	40.64				
7	Depreciation	Rs. Lakh	1.16				
8	Amortization Expenses	Rs. Lakh					
9	Interest Expenses	Rs. Lakh					
10	Provisions	Rs. Lakh	187.56				
11	Total Fixed Expenses	Rs. Lakh					
12	Net Fixed Assets	Rs. Lakh	88.64				
13	Capital Work-in-Progress	Rs. Lakh					
14	Investment	Rs. Lakh					
15	Current Assets	Rs. Lakh	223.91				
16	Current Liabilities	Rs. Lakh	187.56				
17	Working Capital	Rs. Lakh	36.35				
18	Unamortized Expenses	Rs. Lakh					
19	Cumulative Loss	Rs. Lakh					
20	Net Capital Employed	Rs. Lakh					
21	Net Worth	Rs. Lakh	124.99				
22	Share Capital	Rs. Lakh	72.23				
23	Capital Grant	Rs. Lakh					
24	Cumulative Profit	Rs. Lakh	52.75				
25	General Reserve	Rs. Lakh					
26	Share Holders Fund	Rs. Lakh	124.99				
27	Long Term Loan	Rs. Lakh					
28	Short Term Loan	Rs. Lakh					
29	Loan Installment Due	Rs. Lakh					
30	Closing Debtors	Rs. Lakh					

## Financial and Physical Target/Progress/Performance

### Nepal Engineering Consultancy Service Center Ltd.

S. No.	Description	Unit	FY 2009/2010		FY 2010/2011		2011/2012
			Actual	Target achieved %	Target	Revised Estimate	Target
	<b>Financial Status</b>						
1	Net Profit Ratio	Percentage					
2	Return on Capital Employed	Percentage					
3	Return on Equity	Percentage					
4	Operating Expenses Ratio	Percentage					
5	Debt Equity Ratio	Ratio					
6	Debt Coverage Ratio	Ratio					
7	Current Assets/Current Liabilities	Ratio					
8	Quick/Acid Test Ratio	Ratio					
9	Fixed Assets Turnover Ratio	Ratio					
10	Inventory Turnover Ratio	Ratio					
11	Debtors Turnover Ratio	Ratio					
12	Average Collection Period	Days					
13	Employees' Productivity	Rs. Lakh					
14	Administrative Overhead Ratio	Percentage					
15	Workers Productivity Unit						
16	Break Even Point						
	a. in Units						
	b. in Value	Rs. Lakh					
	<b>Subsidy, Loan and Liabilities</b>						
1	<b>Subsidy Received</b>						
	a. From GON	Rs. Lakh					
	b. From International Institutions	Rs. Lakh					
2	<b>Loan</b>						
	<b>From GON</b>						
	a. Loan Amount Received	Rs. Lakh					
	b. Loan Amount Paid	Rs. Lakh					
	<b>From Banks and Financial Institutions</b>						
	a. Loan Amount Received	Rs. Lakh					
	b. Loan Amount Paid	Rs. Lakh					
	<b>From International Institutions</b>						
	a. Loan Amount Received	Rs. Lakh					
	b. Loan Amount Paid	Rs. Lakh					
	<b>Others</b>						
	a. Loan Amount Received	Rs. Lakh					
	b. Loan Amount Paid	Rs. Lakh					
3	<b>Loan &amp; Liabilities Outstanding</b>						
	a. GON	Rs. Lakh					
	b. Banks & Financial Institutions	Rs. Lakh					
	c. International Institutions	Rs. Lakh					
	d. Others	Rs. Lakh					



## Financial and Physical Target/Progress/Performance

### Nepal Engineering Consultancy Service Center Ltd.

S. No.	Description	Unit	FY 2009/2010		FY 2010/2011		2011/2012
			Actual	Target achieved %	Target	Revised Estimate	Target
4	<b>Amount Paid to GON</b>						
	a. Principal	Rs. Lakh					
	b. Interest	Rs. Lakh					
	c. Royalty	Rs. Lakh					
	d. Dividend	Rs. Lakh					
	e. Income Tax	Rs. Lakh					
	f. Value Added Tax	Rs. Lakh					
	g. Excise Duty	Rs. Lakh					
	h. Others	Rs. Lakh					
5	<b>Liabilities Payable to GON</b>						
	a. Principal	Rs. Lakh					
	b. Interest	Rs. Lakh					
	c. Royalty	Rs. Lakh					
	d. Dividend	Rs. Lakh					
	e. Income Tax	Rs. Lakh					
	f. Value Added Tax	Rs. Lakh					
	g. Excise Duty	Rs. Lakh					
	h. Others	Rs. Lakh					
6	<b>Share Structure</b>		72.23				
	a. GON	Rs. Lakh	41.66				
	b. Corporation	Rs. Lakh	30.57				
	c. Private Sector	Rs. Lakh					
7	<b>Miscellaneous</b>						
	Foreign Currency	US\$					
	a. Foreign Currency Expenditure on Import	US\$ in Lakh					
	b. Foreign Currency Expenditure on Export	US\$ in Lakh					
8	<b>Contingent and Unfunded Liability</b>						
	<b>(I) Unfunded Liability</b>						
	a. Gratuity/ Pension				Rs. Lakh		
	b. Provident Fund				Rs. Lakh		
	c. Accumulated Staff Leave				Rs. Lakh		
	d. Unpaid Share Calls				Rs. Lakh		
	e. Others				Rs. Lakh		
	<b>(II) Contingent Liability</b>						
	a. Litigation				Rs. Lakh		
	b. Guarantee				Rs. Lakh		
	c. Other Claims				Rs. Lakh		

<b>1</b>	<b>Name of Public Enterprise : Nepal Airlines Corporation</b>							
	Address : P.O.Box 401, Kantipath, Kathmandu Telephone No: 4220757 Fax No. : 4225348 email : <a href="mailto:info@nac.com.np">info@nac.com.np</a>	Liason Office : Telephone No: Fax No. : email : Website : <a href="http://www.nepalairlines.com.np">www.nepalairlines.com.np</a>						
<b>2</b>	<b>Date of Incorporation :</b> 1 July 1958 <b>Act of Incorporation :</b> Royal Nepal Airlines Corporation Act, 1957							
<b>3</b>	<b>Objectives :</b> To provide and develop secured, organized and convenient aviation services within and outside Nepal at affordable fare.							
<b>4</b>	<b>Share Capital : (Rs. in Crore)</b> Issued : 30	Authorised : 30 Paid up : 16.22						
<b>5</b>	<b>Governing Act :</b> Nepal Airlines Corporation Act, 2019							
<b>6</b>	<b>Line Ministry :</b> Ministry of Tourism and Civil Aviation							
<b>7</b>	<b>Financial Status : (Rs. in Lakh)</b> (A) Profit/Loss Net Profit/Loss for F/Y 2009/10 AD. Rs. : 1262.00 Cumulative Profit/Loss at the end of F/Y 2009/10 AD. Rs. : (15575.00) (B) Networth Rs. : 11782.00 (C) Outstanding loan to be paid to the Nepal Government : <table border="0"> <tr> <td><u>Total</u></td> <td><u>Overdue</u></td> </tr> <tr> <td>Principal Rs. :</td> <td>Principal Rs. :</td> </tr> <tr> <td>Interest Rs. :</td> <td>Interest Rs. : 341.33</td> </tr> </table> (D) Outstanding loan to be paid to the bank and other financial institution : Principal Rs. : 4952.55 Interest Rs. : (E) Investment : Loan Investment Rs. : Share Investment Rs. : 61.69 Other Investment Rs. : (F) Dividend to be paid to Nepal Government Rs. : (G) Revenue to be paid to Nepal Government (upto 15 July 2010) Rs. : Income Tax Rs. : Royalty Rs. : Excise Rs. : Others Rs. : VAT. Rs. : Total Rs. : (H) Last fiscal year of audit completed : 2007/08 (I) Total amount of audit irregularities to be cleared Rs. :3544.00 (J) Cleared amount of audit irregularities in F/Y 2009/10 Rs. : (K) Liability of retirement benefit of employees : Funded Rs. : 2000.00 Unfunded Rs. : 5493.66		<u>Total</u>	<u>Overdue</u>	Principal Rs. :	Principal Rs. :	Interest Rs. :	Interest Rs. : 341.33
<u>Total</u>	<u>Overdue</u>							
Principal Rs. :	Principal Rs. :							
Interest Rs. :	Interest Rs. : 341.33							
<b>8</b>	<b>No. of Employees :</b> Contract : 124	Permanent : 1249 Others : Temporary : Total : 1426						
<b>9</b>	<b>Brief Statement of present activities and future plan :</b> Recruitment vacant positions of employees by open and internal competition.							

## Financial and Physical Target/Progress/Performance

### Nepal Airlines Corporation

S. No.	Description	Unit	FY 2009/2010		FY 2010/2011		2011/2012
			Actual	Target achieved %	Target	Revised Estimate	Target
1	<b>Total Capacity</b>						
	a. Internal (Ton K.M.)	Lakh	12				
	b. External (Ton K.M.)	Lakh	901				
	c. Internal (Passenger Seat)	Thousand	89				
	d. External (Passenger Seat)	Thousand	367				
2	<b>Sales</b>						
	a. Internal (Ton K.M.)	Lakh	9				
	b. External (Ton K.M.)	Lakh	665				
	c. Internal (Passenger Seat)	Thousand	78				
	d. External (Passenger Seat)	Thousand	245				
3	<b>Closing Inventory</b>	Rs. Lakh					
4	<b>Staff/Labourer</b>						
	<b>(a) Employees</b>	Nos.	1426				
	Technical	Nos.	491				
	Non - Technical	Nos.	935				
	<b>Permanent</b>	Nos.	1249				
	Officer Level	Nos.	506				
	Assistant Level	Nos.	743				
	<b>Temporary</b>	Nos.					
	Officer Level	Nos.					
	Assistant Level	Nos.					
	<b>Daily Wages</b>	Nos.					
	Officer Level	Nos.					
	Assistant Level	Nos.					
	<b>Contract</b>	Nos.	124				
	Officer Level	Nos.	14				
	Assistant Level	Nos.	110				
	<b>(b) Labourer</b>	Nos.					
	Permanent	Nos.					
	Temporary	Nos.					
	Daily Wages/Contract	Nos.					
	<b>(c) Board members</b>	Nos.	7				
5	<b>Dealers/Distributors</b>	Nos.	53				

## Financial and Physical Target/Progress/Performance

### Nepal Airlines Corporation

S. No.	Description	Unit	FY 2009/2010		FY 2010/2011		2011/2012
			Actual	Target achieved %	Target	Revised Estimate	Target
	<b>Financial Details</b>						
1	Gross Operating Income	Rs. Lakh	53492				
2	Total Expenditure	Rs. Lakh	50613				
3	Operating Profit/Loss	Rs. Lakh	2879				
4	Other Income	Rs. Lakh	353				
5	Net Profit/Loss (after Income Tax and Bonus)	Rs. Lakh	1262				
6	Administrative Overhead	Rs. Lakh	14336				
7	Depreciation	Rs. Lakh	534				
8	Amortization Expenses	Rs. Lakh					
9	Interest Expenses	Rs. Lakh	1318				
10	Provisions	Rs. Lakh					
11	Total Fixed Expenses	Rs. Lakh	32021				
12	Net Fixed Assets	Rs. Lakh	5309				
13	Capital Work-in-Progress	Rs. Lakh					
14	Investment	Rs. Lakh	61				
15	Current Assets	Rs. Lakh	31386				
16	Current Liabilities	Rs. Lakh	37698				
17	Working Capital	Rs. Lakh	6366				
18	Unamortized Expenses	Rs. Lakh					
19	Cumulative Loss	Rs. Lakh	15575				
20	Net Capital Employed	Rs. Lakh	3793				
21	Net Worth	Rs. Lakh	11782				
22	Share Capital	Rs. Lakh	1623				
23	Capital Grant	Rs. Lakh					
24	Cumulative Profit	Rs. Lakh					
25	General Reserve	Rs. Lakh					
26	Share Holders Fund	Rs. Lakh	11782				
27	Long Term Loan	Rs. Lakh	10841				
28	Short Term Loan	Rs. Lakh					
29	Loan Installment Due	Rs. Lakh					
30	Closing Debtors	Rs. Lakh	4050				

## Financial and Physical Target/Progress/Performance

### Nepal Airlines Corporation

S. No.	Description	Unit	FY 2009/2010		FY 2010/2011		2011/2012
			Actual	Target achieved %	Target	Revised Estimate	Target
	<b>Financial Status</b>						
1	Net Profit Ratio	Percentage					
2	Return on Capital Employed	Percentage					
3	Return on Equity	Percentage					
4	Operating Expenses Ratio	Percentage					
5	Debt Equity Ratio	Ratio					
6	Debt Coverage Ratio	Ratio					
7	Current Assets/Current Liabilities	Ratio					
8	Quick/Acid Test Ratio	Ratio					
9	Fixed Assets Turnover Ratio	Ratio					
10	Inventory Turnover Ratio	Ratio					
11	Debtors Turnover Ratio	Ratio					
12	Average Collection Period	Days					
13	Employees' Productivity	Rs. Lakh					
14	Administrative Overhead Ratio	Percentage					
15	Workers Productivity Unit						
16	Seat Factor	Percentage					
17	Load Factor	Percentage					
18	Break Even Point						
	a. in Units						
	b. in Value	Rs. Lakh					
	<b>Subsidy, Loan and Liabilities</b>						
1	<b>Subsidy Received</b>						
	a. From GON	Rs. Lakh					
	b. From International Institutions	Rs. Lakh					
2	<b>Loan</b>						
	<b>From GON</b>						
	a. Loan Amount Received	Rs. Lakh					
	b. Loan Amount Paid	Rs. Lakh					
	<b>From Banks and Financial Institutions</b>						
	a. Loan Amount Received	Rs. Lakh					
	b. Loan Amount Paid	Rs. Lakh					
	<b>From International Institutions</b>						
	a. Loan Amount Received	Rs. Lakh					
	b. Loan Amount Paid	Rs. Lakh					
	<b>Others</b>						
	a. Loan Amount Received	Rs. Lakh					
	b. Loan Amount Paid	Rs. Lakh					
3	<b>Loan &amp; Liabilities Outstanding</b>						
	a. GON	Rs. Lakh					
	b. Banks & Financial Institutions	Rs. Lakh					
	c. International Institutions	Rs. Lakh					
	d. Others	Rs. Lakh					

## Financial and Physical Target/Progress/Performance

### Nepal Airlines Corporation

S. No.	Description	Unit	FY 2009/2010		FY 2010/2011		2011/2012
			Actual	Target achieved %	Target	Revised Estimate	Target
4	<b><u>Amount Paid to GON</u></b>						
	a. Principal	Rs. Lakh					
	b. Interest	Rs. Lakh					
	c. Royalty	Rs. Lakh					
	d. Dividend	Rs. Lakh					
	e. Income Tax	Rs. Lakh					
	f. Value Added Tax	Rs. Lakh					
	g. Excise Duty	Rs. Lakh					
	h. Others	Rs. Lakh					
5	<b><u>Liabilities Payable to GON</u></b>						
	a. Principal	Rs. Lakh					
	b. Interest	Rs. Lakh					
	c. Royalty	Rs. Lakh					
	d. Dividend	Rs. Lakh					
	e. Income Tax	Rs. Lakh					
	f. Value Added Tax	Rs. Lakh					
	g. Excise Duty	Rs. Lakh					
	h. Others	Rs. Lakh					
6	<b><u>Share Structure</u></b>						
	a. GON	Rs. Lakh					
	b. Corporation	Rs. Lakh					
	c. Private Sector	Rs. Lakh					
7	<b><u>Miscellaneous</u></b>						
	Foreign Currency	US\$					
	a. Foreign Currency Expenditure on Import	US\$ in Lakh					
	b. Foreign Currency Expenditure on Export	US\$ in Lakh					
8	<b><u>Contingent and Unfunded Liability</u></b>				<b>Unit</b>	<b>FY 2009/2010</b>	
	<b>(I) Unfunded Liability</b>				Rs. Lakh		
	a. Gratuity/ Pension				Rs. Lakh		
	b. Provident Fund				Rs. Lakh		
	c. Accumulated Staff Leave				Rs. Lakh		
	d. Unpaid Share Calls				Rs. Lakh		
	e. Others				Rs. Lakh		
	<b>(II) Contingent Liability</b>				Rs. Lakh		
	a. Litigation				Rs. Lakh		
	b. Guarantee				Rs. Lakh		
	c. Other Claims				Rs. Lakh		

<b>1</b>	<b>Name of Public Enterprise : National Productivity &amp; Economic Development Center Ltd.</b>		
	Address : Balaju, Kathmandu. Telephone No: 4350522, 4350566 Fax No. : 977-1-4350530 email : <a href="mailto:npedc@wlink.com.np">npedc@wlink.com.np</a>	Liason Office : Telephone No: Fax No. : email : Website : <a href="http://www.npedc-nepal.org">www.npedc-nepal.org</a>	
<b>2</b>	<b>Date of Incorporation :</b> 2045-2-2 B.S. <b>Act of Incorporation :</b> Company Act.		
<b>3</b>	<b>Objectives :</b> To help in rapid industrial development and maintain its productivity.		
<b>4</b>	<b>Share Capital : (Rs. in Crore)</b> Issued : 1.00	Authorised : 1.50 Paid up : 0.7933	
<b>5</b>	<b>Governing Act :</b> Company Act 2063		
<b>6</b>	<b>Line Ministry :</b> Ministry of Industry		
<b>7</b>	<b>Financial Status : (Rs. in Lakh)</b> (A) Profit/Loss Net Profit/Loss for F/Y 2009/10 AD. Rs. (Provisional) (60.00) Cumulative Profit/Loss at the end of F/Y 2009/10 AD. Rs. : 1397.00 (B) Networth Rs. : 226.00 (C) Outstanding loan to be paid to the Nepal Government : x Total Overdue Principal Rs. : Principal Rs. : Interest Rs. : Interest Rs. : (D) Outstanding loan to be paid to the bank and other financial institution : x Principal Rs. : Interest Rs. : (E) Investment : Loan Investment Rs. : x Share Investment Rs. : 0.66 Other Investment Rs. : 3.62 (F) Dividend to be paid to Nepal Government Rs. : x (G) Revenue to be paid to Nepal Government (upto 15 July 2010) Rs. : x Income Tax Rs. : Royalty Rs. : Excise Rs. : Others Rs. : VAT. Rs. : Total Rs. : (H) Last fiscal year of audit completed : 2005/06 (I) Total amount of audit irregularities to be cleared Rs. : x (J) Cleared amount of audit irregularities in F/Y 2009/10 Rs. x (K) Liability of retirement benefit of employees : Funded Rs. : 23343.00 Unfunded Rs. : x		
<b>8</b>	<b>No. of Employees :</b> Contract : x	Permanent : 25 Others : 1	Temporary : x Total : 26
<b>9</b>	<b>Brief Statement of present activities and future plan :</b> To support industrial development by organizing research, consultancy, the programmes, training, seminar and publication services.		

**Financial and Physical Target/Progress/Performance**  
**National Productivity and Economic Development Center Ltd.**

S. No.	Description	Unit	FY 2009/2010		FY 2010/2011		2011/2012
			Actual	Target achieved %	Target	Revised Estimate	Target
1	<b>Work Details</b>						
	a. Project Study	Nos.	0.00	0.00	2.00	1.00	5.00
	b. Seminar Training	Nos.	6.00	24.00	7.00	6.00	10.00
	c. Productivity Strengthening Program	Nos.	4.00	30.77	5.00	2.00	5.00
	d. Issuance of Visa	Nos.	0.00	0.00	1.00	0.00	0.00
	e. Visa Fee for Study/Training	Rs. Lakh	3.28	46.86	16.50	7.50	15.00
	f. Meeting of Productivity council		0.00	0.00	2.00	1.00	1.00
2	<b>Closing Inventory</b>	Rs. Lakh	1.28	28.00	1.00	1.15	1.12
3	<b>Staff/Labourer</b>						
	<b>(a) Employees</b>	Nos.	25	89	26	25	24
	Technical	Nos.					
	Non - Technical	Nos.					
	<b>Permanent</b>	Nos.					
	Officer Level	Nos.	13	92	12	13	12
	Assistant Level	Nos.	12	86	14	12	12
	<b>Temporary</b>	Nos.					
	Officer Level	Nos.					
	Assistant Level	Nos.					
	<b>Daily Wages</b>	Nos.					
	Officer Level	Nos.					
	Assistant Level	Nos.					
	<b>Contract</b>	Nos.					
	Officer Level	Nos.					
	Assistant Level	Nos.					
	<b>(b) Labourer</b>	Nos.					
	Permanent	Nos.					
	Temporary	Nos.					
	Daily Wages/Contract	Nos.					
	<b>(c) Board Members</b>	Nos.	5	100	5	5	5
4	<b>Dealers/Distributors</b>	Nos.					



**Financial and Physical Target/Progress/Performance**  
**National Productivity and Economic Development Center Ltd.**

S. No.	Description	Unit	FY 2009/2010		FY 2010/2011		2011/2012
			Actual	Target achieved %	Target	Revised Estimate	Target
	<b>Financial Details</b>						
1	Gross Operating Income	Rs. Lakh	52.88	10.03	16.50	70.50	75.20
2	Total Expenditure	Rs. Lakh	116.13	25.00	171.80	101.30	111.20
3	Operating Profit/Loss	Rs. Lakh	(63.25)	(101.20)	(155.30)	(30.80)	(36.00)
4	Other Income	Rs. Lakh	3.08	0.61	73.50	12.50	9.50
5	Net Profit/Loss (after Income Tax and Bonus)	Rs. Lakh	(60.17)	(96.27)	(81.80)	(18.30)	(26.50)
6	Administrative Overhead	Rs. Lakh	22.04	4.81	34.16	16.17	17.09
7	Depreciation	Rs. Lakh	2.08	34.64	4.65	0.00	0.00
8	Amortization Expenses	Rs. Lakh					
9	Interest Expenses	Rs. Lakh					
10	Provisions	Rs. Lakh	48.21	96.41	43.75	19.23	22.50
11	Total Fixed Expenses	Rs. Lakh	104.22	64.86	99.11	95.85	105.09
12	Net Fixed Assets	Rs. Lakh	9.05	15.30	8.08	10.05	15.05
13	Capital Work-in-Progress	Rs. Lakh					
14	Investment	Rs. Lakh	305.56	70.12	349.00	322.56	296.36
15	Current Assets	Rs. Lakh	168.66	108.12	117.30	118.84	113.55
16	Current Liabilities	Rs. Lakh	257.15	91.18	335.90	243.64	243.64
17	Working Capital	Rs. Lakh	(88.49)	70.21	(218.60)	(124.79)	(130.09)
18	Unamortized Expenses	Rs. Lakh					
19	Cumulative Loss	Rs. Lakh					
20	Net Capital Employed	Rs. Lakh	226.11	61.30	138.47	207.81	181.31
21	Net Worth	Rs. Lakh	226.11	61.30	138.47	207.81	181.31
22	Share Capital	Rs. Lakh	79.33	100.00	79.33	79.33	79.33
23	Capital Grant	Rs. Lakh					
24	Cumulative Profit	Rs. Lakh	13.97	100.00	13.97	13.97	13.97
25	General Reserve	Rs. Lakh	132.82	48.20	59.14	114.51	88.02
26	Share Holders Fund	Rs. Lakh	226.11	61.30	138.47	207.81	93.30
27	Long Term Loan	Rs. Lakh					
28	Short Term Loan	Rs. Lakh					
29	Loan Installment Due	Rs. Lakh					
30	Closing Debtors	Rs. Lakh					

**Financial and Physical Target/Progress/Performance**  
**National Productivity and Economic Development Center Ltd.**

S. No.	Description	Unit	FY 2009/2010		FY 2010/2011		2011/2012
			Actual	Target achieved %	Target	Revised Estimate	Target
	<b>Financial Status</b>						
1	Net Profit Ratio	Percentage	(119.61)	(1008.43)	(941.21)	(43.69)	(47.87)
2	Return on Capital Employed	Percentage	(27.97)	(165.09)	(212.15)	(14.82)	(19.85)
3	Return on Equity	Percentage	(27.97)	(165.09)	(212.15)	(14.82)	(38.58)
4	Operating Expenses Ratio	Percentage	219.61	249.16	1041.21	143.69	147.87
5	Debt Equity Ratio	Ratio					
6	Debt Coverage Ratio	Ratio					
7	Current Assets/Current Liabilities	Ratio	0.66	118.58	0.35	0.49	0.47
8	Quick/Acid Test Ratio	Ratio	0.65	118.63	0.35	1.00	1.00
9	Fixed Assets Turnover Ratio	Ratio	0.51	12.50	0.17	7.02	5.00
10	Inventory Turnover Ratio	Ratio	41.29	9.79	16.50	61.30	67.14
11	Debtors Turnover Ratio	Ratio					
12	Average Collection Period	Days					
13	Employees' Productivity	Rs. Lakh	2.12	11.17	0.63	2.82	3.13
14	Administrative Overhead Ratio	Percentage	0.42	47.91	2.07	0.23	0.23
15	Workers Productivity Unit						
16	Break Even Point						
	a. in Units						
	b. in Value	Rs. Lakh	132.38	58.06	515.30	102.59	113.26
	<b>Subsidy, Loan and Liabilities</b>						
1	<b>Subsidy Received</b>						
	a. From GON	Rs. Lakh					
	b. From International Institutions	Rs. Lakh					
2	<b>Loan</b>						
	<b>From GON</b>						
	a. Loan Amount Received	Rs. Lakh					
	b. Loan Amount Paid	Rs. Lakh					
	<b>From Banks and Financial Institutions</b>						
	a. Loan Amount Received	Rs. Lakh					
	b. Loan Amount Paid	Rs. Lakh					
	<b>From International Institutions</b>						
	a. Loan Amount Received	Rs. Lakh					
	b. Loan Amount Paid	Rs. Lakh					
	<b>Others</b>						
	a. Loan Amount Received	Rs. Lakh					
	b. Loan Amount Paid	Rs. Lakh					
3	<b>Loan &amp; Liabilities Outstanding</b>						
	a. GON	Rs. Lakh					
	b. Banks & Financial Institutions	Rs. Lakh					
	c. International Institutions	Rs. Lakh					
	d. Others	Rs. Lakh					

## Financial and Physical Target/Progress/Performance

### National Productivity and Economic Development Center Ltd.

S. No.	Description	Unit	FY 2009/2010		FY 2010/2011		2011/2012
			Actual	Target achieved %	Target	Revised Estimate	Target
4	<b>Amount Paid to GON</b>						
	a. Principal	Rs. Lakh					
	b. Interest	Rs. Lakh					
	c. Royalty	Rs. Lakh					
	d. Dividend	Rs. Lakh					
	e. Income Tax	Rs. Lakh	3.73	114.77	3.50	2.52	8.00
	f. Value Added Tax	Rs. Lakh	0.35	4.67	1.00	1.00	3.00
	g. Excise Duty	Rs. Lakh					
	h. Others	Rs. Lakh	0.05	0.89	0.50	0.50	1.00
5	<b>Liabilities Payable to GON</b>						
	a. Principal	Rs. Lakh					
	b. Interest	Rs. Lakh					
	c. Royalty	Rs. Lakh					
	d. Dividend	Rs. Lakh					
	e. Income Tax	Rs. Lakh					
	f. Value Added Tax	Rs. Lakh					
	g. Excise Duty	Rs. Lakh					
	h. Others	Rs. Lakh					
6	<b>Share Structure</b>						
	a. GON	Rs. Lakh	19.00	100.00	19.00	19.00	19.00
	b. Corporation	Rs. Lakh	57.00	100.00	57.00	57.00	57.00
	c. Private Sector	Rs. Lakh	3.33	100.00	3.33	3.33	3.33
7	<b>Miscellaneous</b>						
	Foreign Currency	US\$					
	a. Foreign Currency Expenditure on Import	US\$ in Lakh					
	b. Foreign Currency Expenditure on Export	US\$ in Lakh					
8	<b>Contingent and Unfunded Liability</b>				<b>Unit</b>	<b>FY 2009/2010</b>	
	<b>(I) Unfunded Liability</b>				Rs. Lakh		
	a. Gratuity/ Pension				Rs. Lakh		
	b. Provident Fund				Rs. Lakh		
	c. Accumulated Staff Leave				Rs. Lakh		
	d. Unpaid Share Calls				Rs. Lakh		
	e. Others				Rs. Lakh		
	<b>(II) Contingent Liability</b>				Rs. Lakh		
	a. Litigation				Rs. Lakh		
	b. Guarantee				Rs. Lakh		
	c. Other Claims				Rs. Lakh		

<b>1</b>	<b>Name of Public Enterprise : Civil Aviation Authority of Nepal</b>														
	Address : Babarmahal, Kathmandu. Telephone No: 4262387 Fax No. : 4262516 email : <a href="mailto:cnsatm@mos.com.np">cnsatm@mos.com.np</a>	Liason Office : Telephone No: Fax No. : email : Website : <a href="http://www.caanepal.org.np">www.caanepal.org.np</a>													
<b>2</b>	<b>Date of Incorporation :</b> 31st December 1998 <b>Act of Incorporation :</b> Nepal Civil Aviation Act 2053														
<b>3</b>	<b>Objectives :</b> To expand aviation facilities both private and public domestic and international sectors.														
<b>4</b>	<b>Share Capital : (Rs. in Crore)</b> Issued :	Authorised : Paid up : 1108.54													
<b>5</b>	<b>Governing Act :</b> Nepal Civil Aviation Act 2053														
<b>6</b>	<b>Line Ministry :</b> Ministry of Tourism & Civil Aviation														
<b>7</b>	<b>Financial Status : (Rs. in Lakh)</b> (A) Profit/Loss Net Profit/Loss for F/Y 2009/10 AD. Rs. : 2221.00 Cumulative Profit/Loss at the end of F/Y 2009/10 AD. Rs. : (7493.00) (B) Networth Rs. : 103387.00 (C) Outstanding loan to be paid to the Nepal Government : <table border="0"> <tr> <td><u>Total</u></td> <td><u>Overdue</u></td> </tr> <tr> <td>Principal Rs. : 17533.00</td> <td>Principal Rs. : 0.00</td> </tr> <tr> <td>Interest Rs. : 35412.00</td> <td>Interest Rs. : 35412.00</td> </tr> </table> (D) Outstanding loan to be paid to the bank and other financial institution : Principal Rs. : Interest Rs. : (E) Investment : Loan Investment Rs. : Share Investment Rs. : Other Investment Rs. : (F) Dividend to be paid to Nepal Government Rs. : (G) Revenue to be paid to Nepal Government (upto 15 July 2010) Rs. : <table border="0"> <tr> <td>Income Tax Rs. :</td> <td>Royalty Rs. :</td> </tr> <tr> <td>Excise Rs. :</td> <td>Others Rs. :</td> </tr> <tr> <td>VAT. Rs. :</td> <td>Total Rs. :</td> </tr> </table> (H) Last fiscal year of audit completed : (I) Total amount of audit irregularities to be cleared Rs. : (J) Cleared amount of audit irregularities in F/Y 2009/10 Rs. : (K) Liability of retirement benefit of employees : Funded Rs. : Unfunded Rs. :			<u>Total</u>	<u>Overdue</u>	Principal Rs. : 17533.00	Principal Rs. : 0.00	Interest Rs. : 35412.00	Interest Rs. : 35412.00	Income Tax Rs. :	Royalty Rs. :	Excise Rs. :	Others Rs. :	VAT. Rs. :	Total Rs. :
<u>Total</u>	<u>Overdue</u>														
Principal Rs. : 17533.00	Principal Rs. : 0.00														
Interest Rs. : 35412.00	Interest Rs. : 35412.00														
Income Tax Rs. :	Royalty Rs. :														
Excise Rs. :	Others Rs. :														
VAT. Rs. :	Total Rs. :														
<b>8</b>	<b>No. of Employees :</b> Contract :	Permanent : 870 Others :	Temporary : Total : 870												
<b>9</b>	<b>Brief Statement of present activities and future plan :</b> To construct overlay of Runway, Taxi way and Apron of Chandragadhi, Bhairahawa airport. To complete runway of Simikot airport and pitching work in airport area.														

## Financial and Physical Target/Progress/Performance

### Civil Aviation Authority of Nepal

S. No.	Description	Unit	FY 2009/2010		FY 2010/2011		2011/2012
			Actual	Target achieved %	Target	Revised Estimate	Target
1	<b>Capacity &amp; Utilization</b>	Nos					
	a) Domestic Aircraft Arrival	Nos	39894				
	b) International Aircraft Arrival	Nos	8636				
2	<b>Cargo Service</b>	M.Ton					
	a) Internal Cargo Service	M.Ton	4242				
	b) International Cargo Service	M.Ton	10554				
3	<b>Number of Passengers</b>	Nos					
	a) Internal	Nos	1497805				
	b) External	Nos	1819786				
4	<b>Number of Airports</b>	Nos					
	On operation	Nos	34				
	Non-operation	Nos	15				
	Under Construction	Nos	5				
5	<b>Permitted Airways Company</b>	Nos	16				
	On operation	Nos	13				
	Non-operation	Nos	3				
	Permitted Airways Company (International)	Nos	25				
	On operation (International)	Nos	24				
6	<b>Closing Inventory</b>	Rs. Lakh	1				
7	<b>Staff/Labourer</b>						
	<b>(a) Employees</b>	Nos.	870				
	<b>Permanent</b>	Nos.	870				
	Officer Level	Nos.	483				
	Assistant Level	Nos.	387				
	<b>Temporary</b>	Nos.					
	Officer Level	Nos.					
	Assistant Level	Nos.					
	<b>Daily Wages</b>	Nos.					
	Officer Level	Nos.					
	Assistant Level	Nos.					
	<b>Contract</b>	Nos.					
	Officer Level	Nos.					
	Assistant Level	Nos.					
	<b>(b) Labourer</b>	Nos.					
	Permanent	Nos.					
	Temporary	Nos.					
	Daily Wages/Contract	Nos.					
	<b>(c) Board Members</b>	Nos.	8				
8	<b>Dealers/Distributors</b>	Nos.					

## Financial and Physical Target/Progress/Performance

### Civil Aviation Authority of Nepal

S. No.	Description	Unit	FY 2009/2010		FY 2010/2011		2011/2012
			Actual	Target achieved %	Target	Revised Estimate	Target
<b>Financial Details</b>							
1	Gross Operating Income	Rs. Lakh	23554		29676		
2	Total Expenditure	Rs. Lakh	2940		4164		
3	Operating Profit/Loss	Rs. Lakh	20614		25512		
4	Other Income	Rs. Lakh	268		338		
5	Net Profit/Loss (after Income Tax and Bonus)	Rs. Lakh	2221		2385		
6	Administrative Overhead	Rs. Lakh	6340		13321		
7	Depreciation	Rs. Lakh	6897		8489		
8	Amortization Expenses	Rs. Lakh					
9	Interest Expenses	Rs. Lakh	2417		860		
10	Provisions	Rs. Lakh	3006				
11	Total Fixed Expenses	Rs. Lakh	181274		214211		
12	Net Fixed Assets	Rs. Lakh	95682		120131		
13	Capital Work-in-Progress	Rs. Lakh	8728				
14	Investment	Rs. Lakh	9024				
15	Current Assets	Rs. Lakh	97942				
16	Current Liabilities	Rs. Lakh	90456				
17	Working Capital	Rs. Lakh	7486				
18	Unamortized Expenses	Rs. Lakh					
19	Cumulative Loss	Rs. Lakh	(7493)				
20	Net Capital Employed	Rs. Lakh	197488				
21	Net Worth	Rs. Lakh	103387				
22	Share Capital	Rs. Lakh	110854				
23	Capital Grant	Rs. Lakh					
24	Cumulative Profit	Rs. Lakh					
25	General Reserve	Rs. Lakh					
26	Share Holders Fund	Rs. Lakh	103387				
27	Long Term Loan	Rs. Lakh	17533				
28	Short Term Loan	Rs. Lakh					
29	Loan Installment Due	Rs. Lakh					
30	Closing Debtors	Rs. Lakh	29110				

## Financial and Physical Target/Progress/Performance

### Civil Aviation Authority of Nepal

S. No.	Description	Unit	FY 2009/2010		FY 2010/2011		2011/2012
			Actual	Target achieved %	Target	Revised Estimate	Target
	<b>Financial Status</b>						
1	Net Profit Ratio	Percentage	88				
2	Return on Capital Employed	Percentage	62				
3	Return on Equity	Percentage					
4	Operating Expenses Ratio	Percentage	39				
5	Debt Equity Ratio	Ratio	0				
6	Debt Coverage Ratio	Ratio	1				
7	Current Assets/Current Liabilities	Ratio	1				
8	Quick/Acid Test Ratio	Ratio	1				
9	Fixed Assets Turnover Ratio	Ratio	8				
10	Inventory Turnover Ratio	Ratio					
11	Debtors Turnover Ratio	Ratio	1				
12	Average Collection Period	Days	446				
13	Employees' Productivity	Rs. Lakh					
14	Administrative Overhead Ratio	Percentage					
15	Seat Factor	Percentage					
16	Load Factor	Percentage					
17	Break Even Point						
	a. in Units						
	b. in Value	Rs. Lakh	15655				
	<b>Subsidy, Loan and Liabilities</b>						
1	<b>Subsidy Received</b>						
	a. From GON	Rs. Lakh					
	b. From International Institutions	Rs. Lakh					
2	<b>Loan</b>						
	<b>From GON</b>						
	a. Loan Amount Received	Rs. Lakh	28482				
	b. Loan Amount Paid	Rs. Lakh	22915				
	<b>From Banks and Financial Institutions</b>						
	a. Loan Amount Received	Rs. Lakh					
	b. Loan Amount Paid	Rs. Lakh					
	<b>From International Institutions</b>						
	a. Loan Amount Received	Rs. Lakh	20086				
	b. Loan Amount Paid	Rs. Lakh	8174				
	<b>Others</b>						
	a. Loan Amount Received	Rs. Lakh	53				
	b. Loan Amount Paid	Rs. Lakh					
3	<b>Loan &amp; Liabilities Outstanding</b>						
	a. GON	Rs. Lakh					
	b. Banks & Financial Institutions	Rs. Lakh					
	c. International Institutions	Rs. Lakh					
	d. Others	Rs. Lakh					

## Financial and Physical Target/Progress/Performance

### Civil Aviation Authority of Nepal

S. No.	Description	Unit	FY 2009/2010		FY 2010/2011		2011/2012
			Actual	Target achieved %	Target	Revised Estimate	Target
4	<b>Amount Paid to GON</b>						
	a. Principal	Rs. Lakh	8777				
	b. Interest	Rs. Lakh					
	c. Royalty	Rs. Lakh					
	d. Dividend	Rs. Lakh					
	e. Income Tax	Rs. Lakh					
	f. Value Added Tax	Rs. Lakh	1844				
	g. Excise Duty	Rs. Lakh					
	h. Others	Rs. Lakh					
5	<b>Liabilities Payable to GON</b>						
	a. Principal	Rs. Lakh	17533				
	b. Interest	Rs. Lakh	35412				
	c. Royalty	Rs. Lakh					
	d. Dividend	Rs. Lakh					
	e. Income Tax	Rs. Lakh					
	f. Value Added Tax	Rs. Lakh					
	g. Excise Duty	Rs. Lakh					
	h. Others	Rs. Lakh					
6	<b>Share Structure</b>						
	a. GON	Rs. Lakh	110854				
	b. Corporation	Rs. Lakh					
	c. Private Sector	Rs. Lakh					
7	<b>Miscellaneous</b>						
	Foreign Currency	US\$					
	a. Foreign Currency Expenditure on Import	US\$ in Lakh					
	b. Foreign Currency Expenditure on Export	US\$ in Lakh					
8	<b>Contingent and Unfunded Liability</b>						
	<b>(I) Unfunded Liability</b>						
	a. Gratuity/ Pension	Rs. Lakh					
	b. Provident Fund	Rs. Lakh					
	c. Accumulated Staff Leave	Rs. Lakh					
	d. Unpaid Share Calls	Rs. Lakh					
	e. Others	Rs. Lakh					
	<b>(II) Contingent Liability</b>						
	a. Litigation	Rs. Lakh				3486.70	
	b. Guarantee	Rs. Lakh					
	c. Other Claims	Rs. Lakh					



<b>1</b>	<b>Name of Public Enterprise : Cultural Corporation</b>							
	Address : Jamal, Kathmandu Telephone No: 4241398, 4226196 Fax No. : 4226760 email : <a href="mailto:cultural@ntc.net.np">cultural@ntc.net.np</a>	Liason Office : Telephone No: Fax No. : email : Website : <a href="http://sanskritiksansthan.org.np">sanskritiksansthan.org.np</a>						
<b>2</b>	<b>Date of Incorporation :</b> 2029.03.05 <b>Act of Incorporation :</b> Sanchar Sansthan Act, 2028							
<b>3</b>	<b>Objectives :</b> To Promote and Preserve the culture by providing healthy entertainment to the people							
<b>4</b>	<b>Share Capital : (Rs. in Crore)</b> Issued : 1.32	Authorised : 1.75 Paid up :						
<b>5</b>	<b>Governing Act :</b> Sanchar Sansthan Act, 2028							
<b>6</b>	<b>Line Ministry :</b> Ministry of Federalism Affairs, Constitution Assembly, Parlimentry System and Culture							
<b>7</b>	<b>Financial Status : (Rs. in Lakh)</b> (A) Profit/Loss Net Profit/Loss for F/Y 2009/10 AD. Rs. : (106.00) Cumulative Profit/Loss at the end of F/Y 2009/10 AD. Rs. : (254.00) (B) Networth Rs. : 1725.00 (C) Outstanding loan to be paid to the Nepal Government : <table border="0"> <tr> <td><u>Total</u></td> <td><u>Overdue</u></td> </tr> <tr> <td>Principal Rs. : 416.00</td> <td>Principal Rs. : 416.00</td> </tr> <tr> <td>Interest Rs. : 311.00</td> <td>Interest Rs. : 311.00</td> </tr> </table> (D) Outstanding loan to be paid to the bank and other financial institution : Principal Rs. : Interest Rs. : (E) Investment : Loan Investment Rs. : Share Investment Rs. : Other Investment Rs. : (F) Dividend to be paid to Nepal Government Rs. : (G) Revenue to be paid to Nepal Government (upto 15 July 2010) Rs. : Income Tax Rs. : Royalty Rs. : Excise Rs. : Others Rs. : VAT. Rs. : Total Rs. : (H) Last fiscal year of audit completed : 2009 /010 (I) Total amount of audit irregularities to be cleared Rs. :320.00 (J) Cleared amount of audit irregularities in F/Y2009/10 Rs. : (K) Liability of retirement benefit of employees : Funded Rs. : 45.00 Unfunded Rs. : 101.00		<u>Total</u>	<u>Overdue</u>	Principal Rs. : 416.00	Principal Rs. : 416.00	Interest Rs. : 311.00	Interest Rs. : 311.00
<u>Total</u>	<u>Overdue</u>							
Principal Rs. : 416.00	Principal Rs. : 416.00							
Interest Rs. : 311.00	Interest Rs. : 311.00							
<b>8</b>	<b>No. of Employees :</b> Contract : Permanent : 34 Others : 45	Temporary : Total : 79						
<b>9</b>	<b>Brief Statement of present activities and future plan :</b> a) Various cultural program had inagurated . b) Articulating of National Anthem c) Planning to collect folk cultural aspect in visual and sound of enclosing some districts of mid-western and far-wester region. d) Constructiong new vestibule and office building in loan of Nepal Government.							

## Financial and Physical Target/Progress/Performance

### Cultural Corporation

S. No.	Description	Unit	FY 2009/2010		FY 2010/2011		2011/2012
			Actual	Target achieved %	Target	Revised Estimate	Target
1	<b>Production (Programme)</b>						
	a. Cultural Festival	Nos.			1		1
	b. Classical Song Festival	Nos.			1		1
	c. Regional Folk Dance Competition	Nos.			1		1
	d. Drama Festival	Nos.			1		1
	e. International Songs Day	Nos.			1		1
	f. Artist Trainings	Nos.	1	100.00	1		1
	g. Publication of Nepali Cultural	Nos.	1		1		1
	h. Teej Geet Karyakram	Nos.			1	1	1
	i. Lok Cultural Festival	Nos.			1		1
	j. Conservation and Enhancement of Valuable audio visual materials	Nos.			1		1
	k. Conservation, and Promotion of Peculiar Nepali Folk Cultural	Nos.			1		
	l. Folk dance presentation in Five region	Nos.			1	1	
	m. Classical Charya Dance						
	n. Folk song and dance				1		1
	p. Drama Presentation					1	
2	<b>Sales</b>						
	a. Programme	Rs. Lakh					
	b. Ticket Sales	Rs. Lakh			5	1	
	c. Hall Rent	Rs. Lakh	47	93.00	50	50	50
	d. Miscellaneous	Rs. Lakh					
3	<b>Closing Inventory</b>	Rs. Lakh					
4	<b>Staff/Labourer</b>						
	<b>(a) Employees</b>	Nos.	83	98.00	85	79	79
	Technical	Nos.					
	Non - Technical	Nos.					
	<b>Permanent</b>	Nos.	35		35	34	34
	Officer Level	Nos.	20		20	19	19
	Assistant Level	Nos.	15		15	15	15
	<b>Temporary</b>	Nos.					
	Officer Level	Nos.					
	Assistant Level	Nos.					
	<b>Daily Wages</b>	Nos.					
	Officer Level	Nos.					
	Assistant Level	Nos.					
	<b>Contract</b>	Nos.	48	96.00	50	45	45
	Officer Level	Nos.					
	Assistant Level	Nos.	48	96.00	50	45	45
	<b>(b) Labourer</b>	Nos.					
	Permanent	Nos.					
	Temporary	Nos.					
	Daily Wages/Contract	Nos.					
	<b>(c) Board members</b>	Nos.	5		5	5	5
5	<b>Dealers/Distributors</b>	Nos.					

## Financial and Physical Target/Progress/Performance

### Cultural Corporation

S. No.	Description	Unit	FY 2009/2010		FY 2010/2011		2011/2012
			Actual	Target achieved %	Target	Revised Estimate	Target
<b>Financial Details</b>							
1	Gross Operating Income	Rs. Lakh	299	94.10	380	295	295
2	Total Expenditure	Rs. Lakh	445	125.00	389	427	437
3	Operating Profit/Loss	Rs. Lakh	(146)	384.00	(8)	(128)	(143)
4	Other Income	Rs. Lakh	40	181.00	13	38	17
5	Net Profit/Loss (after Income Tax and Bonus)	Rs. Lakh	(106)	663.00	4	(90)	(126)
6	Administrative Overhead	Rs. Lakh	168	91.00	216	178	193
7	Depreciation	Rs. Lakh	186	204.00	87	154	145
8	Amortization Expenses	Rs. Lakh	0	20.00			
9	Interest Expenses	Rs. Lakh	91	114.00	85	95	100
10	Provisions	Rs. Lakh					
11	Total Fixed Expenses	Rs. Lakh	445	132.00	345	427	438
12	Net Fixed Assets	Rs. Lakh	1,628	95.00	1,763	3,452	3,278
13	Capital Work-in-Progress	Rs. Lakh	16	10.00	739	450	900
14	Investment	Rs. Lakh					
15	Current Assets	Rs. Lakh	831	140.00	417	606	428
16	Current Liabilities	Rs. Lakh	648	116.00	715	780	800
17	Working Capital	Rs. Lakh	183	63.00	(298)	(147)	(372)
18	Unamortized Expenses	Rs. Lakh					
19	Cumulative Loss	Rs. Lakh	254	157.00	158	378	504
20	Net Capital Employed	Rs. Lakh	1,827	129.00	2,114	4,507	4,605
21	Net Worth	Rs. Lakh	(119)	1,190.00	(6)	1,732	1,605
22	Share Capital	Rs. Lakh	132		132	132	132
23	Capital Grant	Rs. Lakh					
24	Cumulative Profit	Rs. Lakh					
25	General Reserve	Rs. Lakh					
26	Share Holders Fund	Rs. Lakh	(119)	397.00	(26)	1,732	1,605
27	Long Term Loan	Rs. Lakh	1,946	100.00	2,120	1,996	2,200
28	Short Term Loan	Rs. Lakh					
29	Loan Installment Due	Rs. Lakh	317	174.00	334	350	400
30	Closing Debtors	Rs. Lakh	207	117.00	89	140	5

## Financial and Physical Target/Progress/Performance

### Cultural Corporation

S. No.	Description	Unit	FY 2009/2010		FY 2010/2011		2011/2012
			Actual	Target achieved %	Target	Revised Estimate	Target
<b>Financial Status</b>							
1	Net Profit Ratio	Percentage	(49)	408.00	(2)	(43)	36
2	Return on Capital Employed	Percentage	(4)	400.00	(2)	(2)	(3)
3	Return on Equity	Percentage	(89)	165.00	(17)	(5)	(8)
4	Operating Expenses Ratio	Percentage	149	257.00	57	143	149
5	Debt Equity Ratio	Ratio	16:1	25.00	83:1	1.15:1	1.37:1
6	Debt Coverage Ratio	Ratio					
7	Current Assets/Current Liabilities	Ratio	1.77:1	1.77	0.58:1	0.77:1	0.53:1
8	Quick/Acid Test Ratio	Ratio					
9	Fixed Assets Turnover Ratio	Ratio	0.20:1	95.00	0.23:1	0.026:1	0.095:1
10	Inventory Turnover Ratio	Ratio					
11	Debtors Turnover Ratio	Ratio	1.63:1	82.00	4.1:1	2.3:1	62.4:1
12	Average Collection Period	Days					
13	Employees' Productivity	Rs. Lakh	4	90.00		4	4
14	Administrative Overhead Ratio	Percentage	56	97.00	57	60	45
15	Workers Productivity Unit						
16	Break Even Point						
	a. in Units						
	b. in Value	Rs. Lakh					
<b>Subsidy, Loan and Liabilities</b>							
1	<b>Subsidy Received</b>						
	a. From GON	Rs. Lakh	151	82.00	241	148	151
	b. From International Institutions	Rs. Lakh					
2	<b>Loan</b>						
	<b>From GON</b>						
	a. Loan Amount Received	Rs. Lakh			300	200	200
	b. Loan Amount Paid	Rs. Lakh	20	33.00	60	60	100
	<b>From Banks and Financial Institutions</b>						
	a. Loan Amount Received	Rs. Lakh					
	b. Loan Amount Paid	Rs. Lakh					
	<b>From International Institutions</b>						
	a. Loan Amount Received	Rs. Lakh					
	b. Loan Amount Paid	Rs. Lakh					
	<b>Others</b>						
	a. Loan Amount Received	Rs. Lakh					
	b. Loan Amount Paid	Rs. Lakh					
3	<b>Loan &amp; Liabilities Outstanding</b>						
	a. GON	Rs. Lakh	586	1.72	403	693	678
	b. Banks & Financial Institutions	Rs. Lakh					
	c. International Institutions	Rs. Lakh					
	d. Others	Rs. Lakh	83	8.00		7	7

## Financial and Physical Target/Progress/Performance

### Cultural Corporation

S. No.	Description	Unit	FY 2009/2010		FY 2010/2011		2011/2012
			Actual	Target achieved %	Target	Revised Estimate	Target
4	<b>Amount Paid to GON</b>						
	a. Principal	Rs. Lakh	20	33.00	60	60	60
	b. Interest	Rs. Lakh	10	25.00	40	40	40
	c. Royalty	Rs. Lakh					
	d. Dividend	Rs. Lakh					
	e. Income Tax	Rs. Lakh	30	100.00			
	f. Value Added Tax	Rs. Lakh					
	g. Excise Duty	Rs. Lakh					
	h. Others	Rs. Lakh					
5	<b>Liabilities Payable to GON</b>						
	a. Principal	Rs. Lakh	317	113.00	343	343	343
	b. Interest	Rs. Lakh	269	118.00	273	273	273
	c. Royalty	Rs. Lakh					
	d. Dividend	Rs. Lakh					
	e. Income Tax	Rs. Lakh					
	f. Value Added Tax	Rs. Lakh					
	g. Excise Duty	Rs. Lakh					
	h. Others	Rs. Lakh					
6	<b>Share Structure</b>						
	a. GON	Rs. Lakh					
	b. Corporation	Rs. Lakh	132	100.00	132	132	132
	c. Private Sector	Rs. Lakh					
7	<b>Miscellaneous</b>						
	Foreign Currency	US\$					
	a. Foreign Currency Expenditure on Import	US\$ in Lakh					
	b. Foreign Currency Expenditure on Export	US\$ in Lakh					
8	<b>Contingent and Unfunded Liability</b>				<b>Unit</b>	<b>FY 2009/2010</b>	
	<b>(I) Unfunded Liability</b>				Rs. Lakh		
	a. Gratuity/ Pension				Rs. Lakh	103.33	
	b. Provident Fund				Rs. Lakh		
	c. Accumulated Staff Leave				Rs. Lakh		
	d. Unpaid Share Calls				Rs. Lakh		
	e. Others				Rs. Lakh		
	<b>(II) Contingent Liability</b>				Rs. Lakh		
	a. Litigation				Rs. Lakh		
	b. Guarantee				Rs. Lakh		
	c. Other Claims				Rs. Lakh	50.00	

<b>1</b>	<b>Name of Public Enterprise : Gorkhapatra Corporation</b>		
	Address : Dharmapath, Kathmandu	Liason Office :	
	Telephone No: 4223902	Telephone No:	
	Fax No. : 4221748	Fax No. :	
	email : <a href="mailto:gopa@mos.com.np">gopa@mos.com.np</a>	email :	
<b>2</b>	<b>Date of Incorporation</b> : 2019/12/30 B.S.	Website : <a href="http://www.gorkhapatra.org.np">www.gorkhapatra.org.np</a>	
	<b>Act of Incorporation</b> : Gorkhapara Corporation Act 2019		
<b>3</b>	<b>Objectives</b> : To publish newspaper and journal.		
<b>4</b>	<b>Share Capital : (Rs. in Crore)</b>	Authorised : 3.00	
	Issued : 2.50	Paid up : 1.15	
<b>5</b>	<b>Governing Act</b> : Gorkhapara Corporation Act 2019		
<b>6</b>	<b>Line Ministry</b> : Ministry of Information and communication		
<b>7</b>	<b>Financial Status : (Rs. in Lakh)</b>		
	(A) Profit/Loss		
	Net Profit/Loss for F/Y 2009/10 AD. Rs.	:	224.26
	Cumulative Profit/Loss-at the end of F/Y 2009/10 AD. Rs.	:	897.16
	(B) Networth Rs. : 1039		
	(C) Outstanding loan to be paid to the Nepal Government :		
	<u>Total</u>	<u>Overdue</u>	
	Principal Rs. :	Principal Rs. :	
	Interest Rs. :	Interest Rs. :	
	(D) Outstanding loan to be paid to the bank and other financial institution :		
	Principal Rs. :	399.56	
	Interest Rs. :		
	(E) Investment :		
	Loan Investment Rs. :		
	Share Investment Rs. :		
	Other Investment Rs. :		
	(F) Dividend to be paid to Nepal Government Rs. :		
	(G) Revenue to be paid to Nepal Government (upto 15 July 2010) Rs. :		
	Income Tax Rs. :	Royalty Rs. :	
	Excise Rs. :	Others Rs. :	
	VAT. Rs. : 27.66	Total Rs. :	
	(H) Last fiscal year of audit completed : 2006/07		
	(I) Total amount of audit irregularities to be cleared Rs. :		
	(J) Cleared amount of audit irregularities in F/Y 2009/10 Rs. :		
	(K) Liability of retirement benefit of employees :		
	Funded Rs. :	32	
	Unfunded Rs. :	5000	
<b>8</b>	<b>No. of Employees :</b>	Permanent : 510	Temporary :
	Contract : 52	Others : 144	Total : 706
<b>9</b>	<b>Brief Statement of present activities and future plan :</b>		
	Publishing 2 daily newspapers (Gorkhapatra, The Rising Nepal) and three monthly publications (Madhuparka, Yubamanch and Muna). Future plans are to publish papers in regional basis and execute self retirement program. The corporation has also prepared the working plan about the extended and well managed inclusive publications of Gorkhapatra.		

## Financial and Physical Target/Progress/Performance

### Gorkhapatra Corporation

S. No.	Description	Unit	FY 2009/2010		FY 2010/2011		2011/2012
			Actual	Target achieved %	Target	Revised Estimate	Target
1	<b>Production</b>						
	a. Gorkhapatra	Thousand	19936	93.00	21420	19938	21932
	b. Rising Nepal	Thousand	5599	92.00	6069	5658	6224
	c. Yuva Manch	Thousand	344	95.00	360	346	381
	d. Madhu Parck	Thousand	128	88.00	144	129	142
	e. Muna	Thousand	293	97.00	324	301	331
2	<b>Purchase</b>						
	a. News Print	Rs. Lakh	843				
	b. Ink	Rs. Lakh	30		16		
	c. Plate	Rs. Lakh	24		21		
	d. Image Seter Film	Rs. Lakh	7		6		
3	<b>Sales</b>						
	a. Gorkhapatra	Thousand	18939	93.00	20349	18941	20835
	b. Rising Nepal	Thousand	5319	92.00	5765	5375	5912
	c. Yuva Manch	Thousand	336	95.00	342	338	372
	d. Madhu Parck	Thousand	121	88.00	136	122	134
	e. Muna	Thousand	278	97.00	307	285	313
3	<b>Closing Inventory</b>	Rs. Lakh					
4	<b>Staff/Labourer</b>						
	<b>(a) Employees</b>	Nos.	706				
	Technical	Nos.	175				
	Non - Technical	Nos.	275				
	<b>Permanent</b>	Nos.	510				
	Officer Level	Nos.	201				
	Assistant Level	Nos.	309				
	<b>Temporary</b>	Nos.					
	Officer Level	Nos.					
	Assistant Level	Nos.					
	<b>Daily Wages</b>	Nos.					
	Officer Level	Nos.					
	Assistant Level	Nos.					
	<b>Contract</b>	Nos.	52				
	Officer Level	Nos.					
	Assistant Level	Nos.					
	<b>(b) Labourer</b>	Nos.					
	Permanent	Nos.					
	Temporary	Nos.					
	Daily Wages/Contract	Nos.	196				
	<b>(c) Board members</b>	Nos.	4				
5	<b>Dealers/Distributors</b>	Nos.	108	108.00	108		

## Financial and Physical Target/Progress/Performance

### Gorkhapatra Corporation

S. No.	Description	Unit	FY 2009/2010		FY 2010/2011		2011/2012
			Actual	Target achieved %	Target	Revised Estimate	Target
	<b>Financial Details</b>						
1	Gross Operating Income	Rs. Lakh	2789	103.55	3280	3068	3375
2	Total Expenditure	Rs. Lakh	2679	103.44	3054	2948	3399
3	Operating Profit/Loss	Rs. Lakh	110	106.14	227	120	23.59
4	Other Income	Rs. Lakh	204	1096.02	49	238	241
5	Net Profit/Loss (after Income Tax and Bonus)	Rs. Lakh	224	27.05	187	253	155
6	Administrative Overhead	Rs. Lakh	942	107.45	1031	1036	1191
7	Depreciation	Rs. Lakh	45	97.60	61	51	66
8	Amortization Expenses	Rs. Lakh					
9	Interest Expenses	Rs. Lakh	18	45.80	45	20	23
10	Provisions	Rs. Lakh					
11	Total Fixed Expenses	Rs. Lakh	1118	96.70	1466	1171	1268
12	Net Fixed Assets	Rs. Lakh	412	133.20	415	459	540
13	Capital Work-in-Progress	Rs. Lakh			283		
14	Investment	Rs. Lakh					
15	Current Assets	Rs. Lakh	2263	97.30	2123	2320	2779
16	Current Liabilities	Rs. Lakh	1236	96.39	1300	1370	1493
17	Working Capital	Rs. Lakh	1027.03	98.41	823	959	1286
18	Unamortized Expenses	Rs. Lakh					
19	Cumulative Loss	Rs. Lakh					
20	Net Capital Employed	Rs. Lakh	1439	106.36	1239	1408	1827
21	Net Worth	Rs. Lakh					
22	Share Capital	Rs. Lakh	115	100.00	115	115	115
23	Capital Grant	Rs. Lakh					
24	Cumulative Profit	Rs. Lakh	897	113.12	980	1150	1305
25	General Reserve	Rs. Lakh	27	100.00	27	27	27
26	Share Holders Fund	Rs. Lakh					
27	Long Term Loan	Rs. Lakh	400	71.65	400	116	379
28	Short Term Loan	Rs. Lakh					
29	Loan Installment Due	Rs. Lakh					
30	Closing Debtors	Rs. Lakh	1362	113.19	1300	1498	1748



## Financial and Physical Target/Progress/Performance

### Gorkhapatra Corporation

S. No.	Description	Unit	FY 2009/2010		FY 2010/2011		2011/2012
			Actual	Target achieved %	Target	Revised Estimate	Target
	<b>Financial Status</b>						
1	Net Profit Ratio	Percentage	4	102.50	7	4	α0.69
2	Return on Capital Employed	Percentage	16	25.43	15	18	9
3	Return on Equity	Percentage					
4	Operating Expenses Ratio	Percentage	96	99.89	93	96	101
5	Debt Equity Ratio	Ratio					
6	Debt Coverage Ratio	Ratio					
7	Current Assets/Current Liabilities	Ratio	2	1.00	2	2	2
8	Quick/Acid Test Ratio	Ratio	2	1.42	2	2	2
9	Fixed Assets Turnover Ratio	Ratio	7	0.77	8	7	6
10	Inventory Turnover Ratio	Ratio	2	0.26	7	61	11
11	Debtors Turnover Ratio	Ratio	7	0.91	3	2	2
12	Average Collection Period	Days	178	398.97	145	178	189
13	Employees' Productivity	Rs. Lakh					
14	Administrative Overhead Ratio	Percentage	34	103.76	31	34	35
15	Workers Productivity Unit						
16	Break Even Point						
	a. in Units						
	b. in Value	Rs. Lakh					
	<b>Subsidy, Loan and Liabilities</b>						
1	<b>Subsidy Received</b>						
	a. From GON	Rs. Lakh	170	200.00			
	b. From International Institutions	Rs. Lakh					
2	<b>Loan</b>						
	<b>From GON</b>						
	a. Loan Amount Received	Rs. Lakh					
	b. Loan Amount Paid	Rs. Lakh					
	<b>From Banks and Financial Institutions</b>						
	a. Loan Amount Received	Rs. Lakh					
	b. Loan Amount Paid	Rs. Lakh					
	<b>From International Institutions</b>						
	a. Loan Amount Received	Rs. Lakh					
	b. Loan Amount Paid	Rs. Lakh					
	<b>Others</b>						
	a. Loan Amount Received	Rs. Lakh					
	b. Loan Amount Paid	Rs. Lakh					
3	<b>Loan &amp; Liabilities Outstanding</b>						
	a. GON	Rs. Lakh					
	b. Banks & Financial Institutions	Rs. Lakh	400				
	c. International Institutions	Rs. Lakh					
	d. Others	Rs. Lakh					

## Financial and Physical Target/Progress/Performance

### Gorkhapatra Corporation

S. No.	Description	Unit	FY 2009/2010		FY 2010/2011		2011/2012
			Actual	Target achieved %	Target	Revised Estimate	Target
4	<b>Amount Paid to GON</b>						
	a. Principal	Rs. Lakh					
	b. Interest	Rs. Lakh					
	c. Royalty	Rs. Lakh					
	d. Dividend	Rs. Lakh					
	e. Income Tax	Rs. Lakh	53				
	f. Value Added Tax	Rs. Lakh	298				
	g. Excise Duty	Rs. Lakh					
	h. Others	Rs. Lakh					
5	<b>Liabilities Payable to GON</b>						
	a. Principal	Rs. Lakh					
	b. Interest	Rs. Lakh					
	c. Royalty	Rs. Lakh					
	d. Dividend	Rs. Lakh					
	e. Income Tax	Rs. Lakh					
	f. Value Added Tax	Rs. Lakh					
	g. Excise Duty	Rs. Lakh					
	h. Others	Rs. Lakh					
6	<b>Share Structure</b>						
	a. GON	Rs. Lakh	117	117.00			
	b. Corporation	Rs. Lakh					
	c. Private Sector	Rs. Lakh					
7	<b>Miscellaneous</b>						
	Foreign Currency	US\$					
	a. Foreign Currency Expenditure on Import	US\$ in Lakh					
	b. Foreign Currency Expenditure on Export	US\$ in Lakh					
8	<b>Contingent and Unfunded Liability</b>						
	<b>(I) Unfunded Liability</b>						
	a. Gratuity/ Pension				Rs. Lakh		
	b. Provident Fund				Rs. Lakh		
	c. Accumulated Staff Leave				Rs. Lakh		
	d. Unpaid Share Calls				Rs. Lakh		
	e. Others				Rs. Lakh		
	<b>(II) Contingent Liability</b>				Rs. Lakh		
	a. Litigation				Rs. Lakh		
	b. Guarantee				Rs. Lakh		
	c. Other Claims				Rs. Lakh		

<b>1</b>	<b>Name of Public Enterprise : Janak Education Material Center Ltd.</b>	
	Address : Sanothimi, Bhaktapur. Telephone No: 6630787, 6630796 Fax No. : 6630788 email : <a href="mailto:info@janakedu.com.np">info@janakedu.com.np</a>	Liason Office : Telephone No: Fax No. : email : Website : <a href="http://www.janakedu.com.np">www.janakedu.com.np</a>
<b>2</b>	<b>Date of Incorporation : 2035-06-08 B.S.</b> <b>Act of Incorporation : Company Act</b>	
<b>3</b>	<b>Objectives :</b> Production, publication, sales and distribution of books and educational materials required for the school and other materials in the country in resonable price.	
<b>4</b>	<b>Share Capital : (Rs. in Crore)</b> Issued : 45	Authorised : 50 Paid up : 45
<b>5</b>	<b>Governing Act :</b> Company Act 2063	
<b>6</b>	<b>Line Ministry :</b> Ministry of Education	
<b>7</b>	<b>Financial Status : (Rs. in Lakh)</b> (A) Profit/Loss Net Profit/Loss for F/Y 2009/10 AD. Rs. : (907.00) Cumulative Profit/Loss at the end of F/Y 2009/10 AD. Rs. : (3361.00) (B) Networth Rs. : 2538.00 (C) Outstanding loan to be paid to the Nepal Government : Total Overdue Principal Rs. : Principal Rs. : Interest Rs. : Interest Rs. : (D) Outstanding loan to be paid to the bank and other financial institution : Principal Rs. : 6700.00 Interest Rs. : (E) Investment : Loan Investment Rs. : Share Investment Rs. : 1.00 Other Investment Rs. : (F) Dividend to be paid to Nepal Government Rs. : (G) Revenue to be paid to Nepal Government (upto 15 July 2010) Rs. : Income Tax Rs. : Royalty Rs. : Excise Rs. : Others Rs. : 30.29 VAT. Rs. : Total Rs. : (H) Last fiscal year of audit completed : 2008 /09 (I) Total amount of audit irregularities to be cleared Rs. :1018.72 (J) Cleared amount of audit irregularities in F/Y 2008/09 Rs. :911.53 (K) Liability of retirement benefit of employees : Funded Rs. : 40.00 Unfunded Rs. : 1850.00	
<b>8</b>	<b>No. of Employees :</b> Contract : 79	Permanent : 525 Others : 171 Temporary : 0 Total : 775
<b>9</b>	<b>Brief Statement of present activities and future plan :</b> Production publication, sales and distribution of books and educational materials required for the school and other materials in the country in resonable price. To Print & Produce quality books by the recently established educational security press.	

**Financial and Physical Target/Progress/Performance**

**Janak Education Material Center Ltd.**

S. No.	Description	Unit	FY 2009/2010		FY 2010/2011		2011/2012
			Actual	Target achieved %	Target	Revised Estimate	Target
1	<b>Toral Production Capacity</b>	Lakh					
2	<b>Production(Goods/Services/Others)</b>	Lakh					
	a. Number of Books	Lakh	153	63.75	300	135	250
	b. Number of Exercise Books	Lakh	7	70.00	10	8	10
	c. Other Production (in Rs.)	Rs. Lakh	268	89.33	300	400	400
3	<b>Purchase</b>						
	a. Paper	M.Ton	4033	73.33	7000	3500	6000
	b. Ink, Chemicals, Parts	Rs. Lakh	212	92.00	290	190	200
	c. Other Raw Materials	Rs. Lakh	79	98.75	120	70	100
4	<b>Sales</b>						
	a. Number of Books	Lakh	150	62.50	300	200	250
	b. Number of Exercise Books	Lakh	6	60.00	10	8	10
	c. Other Sales (in Rs.)	Rs. Lakh	268	67.00	300	400	400
5	<b>Closing Inventory</b>	Rs. Lakh	3871	224.00	2050	1575	1350
6	<b>Staff/Labourer</b>						
	<b>(a) Employees</b>	Nos.	775		685	775	766
	Technical	Nos.	378		368	378	378
	Non - Technical	Nos.	147		158	147	138
	<b>Permanent</b>	Nos.	525		526	525	516
	Officer Level	Nos.	80		81	80	80
	Assistant Level	Nos.	445		445	445	436
	<b>Temporary</b>	Nos.	0				
	Officer Level	Nos.	0				
	Assistant Level	Nos.	0				
	<b>Daily Wages</b>	Nos.	171		0	171	65
	Officer Level	Nos.	0		0	0	0
	Assistant Level	Nos.	171		0	171	65
	<b>Contract</b>	Nos.	79		159	79	185
	Officer Level	Nos.	2		1	2	2
	Assistant Level	Nos.	77		158	77	183
	<b>(b) Labourer</b>	Nos.					
	Permanent	Nos.					
	Temporary	Nos.					
	Daily Wages/Contract	Nos.					
	<b>(c) Board members</b>	Nos.	5		5	5	5
7	<b>Dealers/Distributors</b>	Nos.	1		1	1	1

## Financial and Physical Target/Progress/Performance

### Janak Education Material Center Ltd.

S. No.	Description	Unit	FY 2009/2010		FY 2010/2011		2011/2012
			Actual	Target achieved %	Target	Revised Estimate	Target
<b>Financial Details</b>							
1	Gross Operating Income	Rs. Lakh	6708	77.15	12181	8415	10665
2	Total Expenditure	Rs. Lakh	7681	89.47	12175	8790	10520
3	Operating Profit/Loss	Rs. Lakh	(973)	(884.55)	6	(375)	145
4	Other Income	Rs. Lakh	66	132.00	45	50	50
5	Net Profit/Loss (after Income Tax and Bonus)	Rs. Lakh	(907)	(566.88)	51	(325)	195
6	Administrative Overhead	Rs. Lakh	859		1085	900	975
7	Depreciation	Rs. Lakh	132		210	135	240
8	Amortization Expenses	Rs. Lakh	0		0	0	0
9	Interest Expenses	Rs. Lakh	800		310	825	810
10	Provisions	Rs. Lakh	0		0	0	0
11	Total Fixed Expenses	Rs. Lakh	7681		12175	8790	10520
12	Net Fixed Assets	Rs. Lakh	2223		3545	2174	3457
13	Capital Work-in-Progress	Rs. Lakh	270		150	150	80
14	Investment	Rs. Lakh	1		1	1	1
15	Current Assets	Rs. Lakh	6632		2916	3390	2895
16	Current Liabilities	Rs. Lakh	6588		2420	3355	2377
17	Working Capital	Rs. Lakh	44		495	35	517
18	Unamortized Expenses	Rs. Lakh	0		0	0	0
19	Cumulative Loss	Rs. Lakh	3361		3214	3539	3345
20	Net Capital Employed	Rs. Lakh	2537		4040	2209	3974
21	Net Worth	Rs. Lakh	2538		4190	2360	4055
22	Share Capital	Rs. Lakh	4500		4500	4500	4500
23	Capital Grant	Rs. Lakh	1400		2514	1013	2514
24	Cumulative Profit	Rs. Lakh	(3361)		(3214)	(3539)	(3345)
25	General Reserve	Rs. Lakh	301		301	301	301
26	Share Holders Fund	Rs. Lakh	0		0	0	0
27	Long Term Loan	Rs. Lakh	0		0	0	0
28	Short Term Loan	Rs. Lakh	0		0	0	0
29	Loan Installment Due	Rs. Lakh	0		0	0	0
30	Closing Debtors	Rs. Lakh	1526		250	775	695
31	Commission on Sales	Rs. Lakh	1180		2175	1485	1890

## Financial and Physical Target/Progress/Performance

### Janak Education Material Center Ltd.

S. No.	Description	Unit	FY 2009/2010		FY 2010/2011		2011/2012
			Actual	Target achieved %	Target	Revised Estimate	Target
	<b>Financial Status</b>						
1	Net Profit Ratio	Percentage	(15)		0	(4)	2
2	Return on Capital Employed	Percentage	(13)		0	(4)	2
3	Return on Equity	Percentage	(20)		1	(7)	4
4	Operating Expenses Ratio	Percentage	115		100	104	99
5	Debt Equity Ratio	Ratio	0		0	0	0
6	Debt Coverage Ratio	Ratio	0		0	0	0
7	Current Assets/Current Liabilities	Ratio	1		1	1	1
8	Quick/Acid Test Ratio	Ratio	0		0	1	1
9	Fixed Assets Turnover Ratio	Ratio	3		3	4	3
10	Inventory Turnover Ratio	Ratio	2		6	5	8
11	Debtors Turnover Ratio	Ratio	5		49	11	15
12	Average Collection Period	Days	83		7	33	23
13	Employees' Productivity	Rs. Lakh	9		18	11	14
14	Administrative Overhead Ratio	Percentage	11		9	10	9
15	Workers Productivity Unit						
16	Break Even Point						
	a. in Units						
	b. in Value	Rs. Lakh					
	<b>Subsidy, Loan and Liabilities</b>						
1	<b>Subsidy Received</b>						
	a. From GON	Rs. Lakh	128		1628	128	1628
	b. From International Institutions	Rs. Lakh	885		885	885	885
2	<b>Loan</b>						
	<b>From GON</b>						
	a. Loan Amount Received	Rs. Lakh					
	b. Loan Amount Paid	Rs. Lakh					
	<b>From Banks and Financial Institutions</b>						
	a. Loan Amount Received	Rs. Lakh	8600		8500	8600	8000
	b. Loan Amount Paid	Rs. Lakh	1900		6500	5100	5500
	<b>From International Institutions</b>						
	a. Loan Amount Received	Rs. Lakh					
	b. Loan Amount Paid	Rs. Lakh					
	<b>Others</b>						
	a. Loan Amount Received	Rs. Lakh					
	b. Loan Amount Paid	Rs. Lakh					
3	<b>Loan &amp; Liabilities Outstanding</b>						
	a. GON	Rs. Lakh					
	b. Banks & Financial Institutions	Rs. Lakh	6700		2000	3500	2500
	c. International Institutions	Rs. Lakh					
	d. Others	Rs. Lakh					

**Financial and Physical Target/Progress/Performance**

**Janak Education Material Center Ltd.**

S. No.	Description	Unit	FY 2009/2010		FY 2010/2011		2011/2012
			Actual	Target achieved %	Target	Revised Estimate	Target
4	<b>Amount Paid to GON</b>						
	a. Principal	Rs. Lakh					
	b. Interest	Rs. Lakh					
	c. Royalty	Rs. Lakh					
	d. Dividend	Rs. Lakh					
	e. Income Tax	Rs. Lakh	12		0	0	0
	f. Value Added Tax	Rs. Lakh	40		75	0	45
	g. Excise Duty	Rs. Lakh					
	h. Others	Rs. Lakh					
5	<b>Liabilities Payable to GON</b>						
	a. Principal	Rs. Lakh					
	b. Interest	Rs. Lakh					
	c. Royalty	Rs. Lakh					
	d. Dividend	Rs. Lakh					
	e. Income Tax	Rs. Lakh					
	f. Value Added Tax	Rs. Lakh					
	g. Excise Duty	Rs. Lakh					
	h. Others	Rs. Lakh	30				
6	<b>Share Structure</b>						
	a. GON	Rs. Lakh	4500		4500		4500
	b. Corporation	Rs. Lakh	0		0		0
	c. Private Sector	Rs. Lakh	0		0		0
7	<b>Miscellaneous</b>						
	Foreign Currency	US\$					
	a. Foreign Currency Expenditure on Import	US\$ in Lakh					
	b. Foreign Currency Expenditure on Export	US\$ in Lakh					
8	<b>Contingent and Unfunded Liability</b>				<b>Unit</b>	<b>FY 2009/10</b>	
	<b>(I) Unfunded Liability</b>				Rs. Lakh		
	a. Gratuity/ Pension				Rs. Lakh	1650.00	
	b. Provident Fund				Rs. Lakh	0.00	
	c. Accumulated Staff Leave				Rs. Lakh	200.00	
	d. Unpaid Share Calls				Rs. Lakh	0.00	
	e. Others				Rs. Lakh	0.00	
	<b>(II) Contingent Liability</b>				Rs. Lakh		
	a. Litigation				Rs. Lakh	100.00	
	b. Guarantee				Rs. Lakh	0.00	
	c. Other Claims				Rs. Lakh	0.00	

<b>1</b>	<b>Name of Public Enterprise : Nepal Television</b>							
	Address : Singhdurbar, Kathmandu Telephone No: 4200348 Fax No. : 4200312 email : <a href="mailto:nepaltv@wlink.com.np">nepaltv@wlink.com.np</a>	Liason Office : Telephone No: Fax No. : email : Website : <a href="http://www.neptv.com.np">www.neptv.com.np</a>						
<b>2</b>	<b>Date of Incorporation :</b> 2042.10.17 <b>Act of Incorporation :</b> Communication Corporation Act 2028							
<b>3</b>	<b>Objectives :</b> Keeping in view the development of international technology and increasing demand of time, to enhance national consciousness by broadcasting television and to promote nepal's cultural heritage preserve natural resources and to develop national interest.							
<b>4</b>	<b>Share Capital : (Rs. in Crore)</b> Issued : 149	Authorised : 150.00 Paid up : 149						
<b>5</b>	<b>Governing Act :</b> Communication Corporatin Act 2028							
<b>6</b>	<b>Line Ministry :</b> Ministry of Information & Communication							
<b>7</b>	<b>Financial Status : (Rs. in Lakh)</b> (A) Profit/Loss Net Profit/Loss for F/Y 2009/10 AD. Rs. : (827.90) Cumulative Profit/Loss at the end of F/Y 2009/10 AD. Rs. : (7602.40) (B) Networth Rs. : 7373.00 (C) Outstanding loan to be paid to the Nepal Government : <table border="0"> <tr> <td><u>Total</u></td> <td><u>Overdue</u></td> </tr> <tr> <td>Principal Rs. :</td> <td>Principal Rs. :</td> </tr> <tr> <td>Interest Rs. :</td> <td>Interest Rs. :</td> </tr> </table> (D) Outstanding loan to be paid to the bank and other financial institution : Principal Rs. : Interest Rs. : (E) Investment : Loan Investment Rs. : Share Investment Rs. : Other Investment Rs. : (F) Dividend to be paid to Nepal Government Rs. : (G) Revenue to be paid to Nepal Government (upto 15 July 2010) Rs. : Income Tax Rs. : 10.12 Excise Rs. : VAT. Rs. : 16.47 Royalty Rs. : 1019.88 Others Rs. : Total Rs. : (H) Last fiscal year of audit completed : ,2009/10 (I) Total amount of audit irregularities to be cleared Rs. :- (J) Cleared amount of audit irregularities in F/Y 2009/10 Rs. :- (K) Liability of retirement benefit of employees : Funded Rs. : 566.37 Unfunded Rs. : 956.20		<u>Total</u>	<u>Overdue</u>	Principal Rs. :	Principal Rs. :	Interest Rs. :	Interest Rs. :
<u>Total</u>	<u>Overdue</u>							
Principal Rs. :	Principal Rs. :							
Interest Rs. :	Interest Rs. :							
<b>8</b>	<b>No. of Employees :</b> Contract :	Permanent : 389 Others : 19 Temporary : Total : 408						
<b>9</b>	<b>Brief Statement of present activities and future plan :</b> a) Nepal Television is broadcasting 24 hours through it's two channels, national channel and N.T.V.Plus. It has been producing and broadcasting free news and regional programs and programs contributing to sustainable peace and national stability through it's 17 broadcasting center's including the central one. b) It has been planned to faciliate the broadcasting of Nepal Television in foreign countries with considerable Nepalese residence by satellite.							



## Financial and Physical Target/Progress/Performance

### Nepal Television

S. No.	Description	Unit	FY 2009/2010		FY 2010/2011		2011/2012
			Actual	Target achieved %	Target	Revised Estimate	Target
	<b>Total Exhibition Hours</b>	Hours	16500	94.18	17520	100	17520
1	<b>Exhibition Hours</b>	Hours	8760	100.00	8760	100	8760
	(a) Fixed Program	Hours	1825	20.83	1825	21	
	(b) Advertise Program	Hours	1825	20.83	1825	21	
	(c) Sponsored Program	Hours	5110	58.33	5110	58	
	(d) NTV 2	Hours	7740	88.36	8760	100	8760
2	<b>Closing Inventory</b>	Rs. Lakh	236	99.40	243	99	237
3	<b>Staff/Labourer</b>						
	<b>(a) Employees</b>	Nos.	<b>389</b>		<b>389</b>		
	Technical	Nos.	267		267		
	Non - Technical	Nos.	122		122		
	<b>Permanent</b>	Nos.	<b>389</b>		<b>389</b>		
	Officer Level	Nos.	173		173		
	Assistant Level	Nos.	216		216		
	<b>Temporary</b>	Nos.					
	Officer Level	Nos.					
	Assistant Level	Nos.					
	<b>Daily Wages</b>	Nos.			<b>19</b>		
	Officer Level	Nos.			5		
	Assistant Level	Nos.			14		
	<b>Contract</b>	Nos.	49				
	Officer Level	Nos.	12				
	Assistant Level	Nos.	37				
	<b>(b) Labourer</b>	Nos.					
	Permanent	Nos.					
	Temporary	Nos.					
	Daily Wages/Contract	Nos.					
	<b>(c) Board members</b>	Nos.	5		5		5
4	<b>Dealers/Distributors</b>	Nos.					

## Financial and Physical Target/Progress/Performance

### Nepal Television

S. No.	Description	Unit	FY 2009/2010		FY 2010/2011		2011/2012
			Actual	Target achieved %	Target	Revised Estimate	Target
<b>Financial Details</b>							
1	Gross Operating Income	Rs. Lakh	2749	15.56	2725	18	2791
2	Total Expenditure	Rs. Lakh	2572	22.20	2877	12	2840
3	Operating Profit/Loss	Rs. Lakh	(267)		152		49
4	Other Income	Rs. Lakh	127	5.25	135	7	155
5	Net Profit/Loss (after Income Tax and Bonus)	Rs. Lakh	(827)	3.09	(806)	(1)	(769)
6	Administrative Overhead	Rs. Lakh	1984	20.19	2174	9	2145
7	Depreciation	Rs. Lakh	701	11.38	806	10	876
8	Amortization Expenses	Rs. Lakh					
9	Interest Expenses	Rs. Lakh					
10	Provisions	Rs. Lakh	1422	21.43	1725	19	1940
11	Total Fixed Expenses	Rs. Lakh	64	(91.47)	365		325
12	Net Fixed Assets	Rs. Lakh	5274		5289		5171
13	Capital Work-in-Progress	Rs. Lakh					
14	Investment	Rs. Lakh					
15	Current Assets	Rs. Lakh	4568	13.50	4475	(2)	4609
16	Current Liabilities	Rs. Lakh	2469	11.88	2585	19	2924
17	Working Capital	Rs. Lakh	2099	13.50	4475	(2)	4609
18	Unamortized Expenses	Rs. Lakh					
19	Cumulative Loss	Rs. Lakh	(7602)	12.50	(8409)	11	(9178)
20	Net Capital Employed	Rs. Lakh	7373	(0.48)	9764	(1)	9780
21	Net Worth	Rs. Lakh	7373				
22	Share Capital	Rs. Lakh	14951	3.11	15569	4	16019
23	Capital Grant	Rs. Lakh	24	20.00	19	20	16
24	Cumulative Profit	Rs. Lakh	(7602)	12.50	(8409)	11	(9178)
25	General Reserve	Rs. Lakh					
26	Share Holders Fund	Rs. Lakh	7373		7196		6856
27	Long Term Loan	Rs. Lakh					
28	Short Term Loan	Rs. Lakh					
29	Loan Installment Due	Rs. Lakh					
30	Closing Debtors	Rs. Lakh	2099		2585		2924

## Financial and Physical Target/Progress/Performance

### Nepal Television

S. No.	Description	Unit	FY 2009/2010		FY 2010/2011		2011/2012
			Actual	Target achieved %	Target	Revised Estimate	Target
<b>Financial Status</b>							
1	Net Profit Ratio	Percentage	(12)		(6)		(2)
2	Return on Capital Employed	Percentage					
3	Return on Equity	Percentage	(11)		11		11
4	Operating Expenses Ratio	Percentage	12		6		2
5	Debt Equity Ratio	Ratio					
6	Debt Coverage Ratio	Ratio					
7	Current Assets/Current Liabilities	Ratio	2		2		2
8	Quick/Acid Test Ratio	Ratio	2		2		2
9	Fixed Assets Turnover Ratio	Ratio	0		0		1
10	Inventory Turnover Ratio	Ratio					
11	Debtors Turnover Ratio	Ratio					
12	Average Collection Period	Days					
13	Employees' Productivity	Rs. Lakh	6		8		8
14	Administrative Overhead Ratio	Percentage	77		76		76
15	Workers Productivity Unit						
16	Break Even Point						
	a. in Units						
	b. in Value	Rs. Lakh					
<b>Subsidy, Loan and Liabilities</b>							
1	<b>Subsidy Received</b>						
	a. From GON	Rs. Lakh	50	100.00	100	50	200
	b. From International Institutions	Rs. Lakh					
2	<b>Loan</b>						
	<b>From GON</b>						
	a. Loan Amount Received	Rs. Lakh					
	b. Loan Amount Paid	Rs. Lakh					
	<b>From Banks and Financial Institutions</b>						
	a. Loan Amount Received	Rs. Lakh					
	b. Loan Amount Paid	Rs. Lakh					
	<b>From International Institutions</b>						
	a. Loan Amount Received	Rs. Lakh					
	b. Loan Amount Paid	Rs. Lakh					
	<b>Others</b>						
	a. Loan Amount Received	Rs. Lakh					
	b. Loan Amount Paid	Rs. Lakh					
3	<b>Loan &amp; Liabilities Outstanding</b>						
	a. GON	Rs. Lakh					
	b. Banks & Financial Institutions	Rs. Lakh					
	c. International Institutions	Rs. Lakh					
	d. Others	Rs. Lakh					

## Financial and Physical Target/Progress/Performance

### Nepal Television

S. No.	Description	Unit	FY 2009/2010		FY 2010/2011		2011/2012
			Actual	Target achieved %	Target	Revised Estimate	Target
4	<b>Amount Paid to GON</b>						
	a. Principal	Rs. Lakh					
	b. Interest	Rs. Lakh					
	c. Royalty	Rs. Lakh					
	d. Dividend	Rs. Lakh					
	e. Income Tax	Rs. Lakh	60	94.00	68	96	70
	f. Value Added Tax	Rs. Lakh	311	95.00	350	88	355
	g. Excise Duty	Rs. Lakh					
	h. Others	Rs. Lakh					
5	<b>Liabilities Payable to GON</b>						
	a. Principal	Rs. Lakh					
	b. Interest	Rs. Lakh					
	c. Royalty	Rs. Lakh	1019				
	d. Dividend	Rs. Lakh					
	e. Income Tax	Rs. Lakh	10				
	f. Value Added Tax	Rs. Lakh	16				
	g. Excise Duty	Rs. Lakh					
	h. Others	Rs. Lakh					
6	<b>Share Structure</b>						
	a. GON	Rs. Lakh	14952		15608		16019
	b. Corporation	Rs. Lakh					
	c. Private Sector	Rs. Lakh					
7	<b>Miscellaneous</b>						
	Foreign Currency	US\$					
	a. Foreign Currency Expenditure on Import	US\$ in Lakh					
	b. Foreign Currency Expenditure on Export	US\$ in Lakh					
8	<b>Contingent and Unfunded Liability</b>				<b>Unit</b>	<b>FY 2009/2010</b>	
	<b>(I) Unfunded Liability</b>				Rs. Lakh		
	a. Gratuity/ Pension				Rs. Lakh	856.20	
	b. Provident Fund				Rs. Lakh		
	c. Accumulated Staff Leave				Rs. Lakh	92.20	
	d. Unpaid Share Calls				Rs. Lakh	14951.99	
	e. Others				Rs. Lakh		
	<b>(II) Contingent Liability</b>				Rs. Lakh		
	a. Litigation				Rs. Lakh		
	b. Guarantee				Rs. Lakh		
	c. Other Claims				Rs. Lakh		

<b>1</b>	<b>Name of Public Enterprise : Rural Housing Company Ltd.</b>		
	Address : Pulchok, Lalitpur	Liason Office :	
	Telephone No: 5521397	Telephone No:	
	Fax No. : 5526375	Fax No. :	
	email :	email :	
<b>2</b>	<b>Date of Incorporation :</b> 2046-1-12 B.S.		<b>Website :</b>
	<b>Act of Incorporation :</b> Company Act		
<b>3</b>	<b>Objectives :</b> Housing arrangement will be provided in different parts of the nation by getting resources from the related agencies to the disaster hit and houseless families, to develop planned settlement, housing arrangement will be provided to those below poverty line and landless families by managing necessary financial resources. While conduction project mining, Hydro Electricity, road construction, establishment of factory etc. Rehabilitation arrangement will be made available to the displaced families by getting necessary money from the agency conducting the project.		
<b>4</b>	<b>Share Capital : (Rs. in Crore)</b>	Authorised : 20.00	
	Issued : 10.00	Paid up : 5.2	
<b>5</b>	<b>Governing Act :</b> Company Act 2063		
<b>6</b>	<b>Line Ministry :</b> Ministry of Physical Planing and Works		
<b>7</b>	<b>Financial Status : (Rs. in Lakh)</b>		
	(A) Profit/Loss		
	Net Profit/Loss for F/Y 2009/10 AD. Rs.	:	93.52
	Cumulative Profit/Loss-at the end of F/Y 2009/10 AD. Rs.	:	193.97
	(B) Networth Rs. : 574.00		
	(C) Outstanding loan to be paid to the Nepal Government :		
	<u>Total</u>	<u>Overdue</u>	
	Principal Rs. :	Principal Rs. :	
	Interest Rs. :	Interest Rs. :	
	(D) Outstanding loan to be paid to the bank and other financial institution :		
	Principal Rs. :		
	Interest Rs. :		
	(E) Investment :		
	Loan Investment Rs. :		
	Share Investment Rs. :		2.80
	Other Investment Rs. :		71.25
	(F) Dividend to be paid to Nepal Government Rs. :		
	(G) Revenue to be paid to Nepal Government (upto 15 July 2010) Rs. :		
	Income Tax Rs. :	Royalty Rs. :	
	Excise Rs. :		256.21
	VAT. Rs. :		256.38
	(H) Last fiscal year of audit completed : 2008/09		
	(I) Total amount of audit irregularities to be cleared Rs. :		
	(J) Cleared amount of audit irregularities in F/Y 2009/10 Rs. : 0.11		
	(K) Liability of retirement benefit of employees :		
	Funded Rs. :		93.81
	Unfunded Rs. :		251.78
<b>8</b>	<b>No. of Employees :</b>	Permanent : 39	Temporary : 32
	Contract : 9	Others : 4	Total : 84
<b>9</b>	<b>Brief Statement of present activities and future plan :</b>		
	`		

## Financial and Physical Target/Progress/Performance

### Rural Housing Company Ltd.

S. No.	Description	Unit	FY 2009/2010		FY 2010/2011		2011/2012
			Actual	Target achieved %	Target	Revised Estimate	Target
1	<b>Work Details :</b>						
	a. Arrangement of Land	Hector					
	b. Determination of Physical Planning	Hector	63	63.00	67	67	30
	c. Plots Sale and Distribution	Nos	400	245.00	450	300	400
	d. Road Survey and Gravelled Road Construction	K.M.	8	5.50	9	8	8
	e. Road Gravel	K.M.	7	3.50	1	1	3
	f. Well Sanitation Construction	Meter	1200	1200.00	950	950	1000
	g. Slab and Culvert Construction	Nos	5	2.00	3	2	3
	h. Cross Drain Construction	Nos	20		20	10	25
	I. Hume Pipe Culvert	Nos	5	2.00	3	2	5
	j. Passenger Waiting Stand Construction	Nos			3	3	4
	k. Religious & Cultural Sector Development	Area					
	l. River & Flood Control	Meter	1230	1230.00			
	m. Development of Haat Market	Place					
	n. Shed Construction on Haat Market	Nos					
	o. Well and Hand Pump Installation for Drinking Water	Nos	14	4.00	16	10	15
	p. Public Toilet Construction	Nos					
	q. Kitta Survey and Measurement	Hector	99	70.00	87	87	65
	r. Conservation of Plantation	Nos					
	s. Title Documents Distribution	Nos	755	487.00	700	700	550
	t. Identify and Feasibility study on new Planning Sectors	Place	5	5.00	7	7	5
	u. Public awareness for clean environment and Health	Place					
	1. Cleaning Program	Place	1	1.00	1	1	1
	2. Distribution of Poster	Nos	500	500.00	500	500	500
	3. Essay/Drawing Compititation	Nos	1	1.00	1	1	1
	v. Construction of Culvert	Nos	5	2.00	3	3	3
	w. Development of Bus Parks	Nos	1	1.00	1	1	1
	x. School Building Construction	Nos					
	y. Gumba Construction	Nos					
	z. Bridge Construction	Nos	1	1.00	1	1	
	aa. Bus park Graveling	Sq.M.					
	ab. Electrification	Place	3	3.00	3	3	3
	ac. Cause-way Construction	Nos		1.00	1	1	1
	ad. Expansion of Public Parks	Nos	23	15.00	15	15	15

## Financial and Physical Target/Progress/Performance

### Rural Housing Company Ltd.

S. No.	Description	Unit	FY 2009/2010		FY 2010/2011		2011/2012
			Actual	Target achieved %	Target	Revised Estimate	Target
	ae. Land Acquisition						
	1. From Government Institution	Hector					300
	2. Land Purchase or feasibility study for joint investment				to search	to search	10
	af. Preliminary works for the land master plan in Dhulikhel		continue	continue	to start		continue
	ag. Special programme for 65 bigaha land in Kanchanpur		continue	continue	to start	to search	continue
	ah. Special programme in Jorsimal		continue	continue	to start	to search	continue
	ai. Advertising for the sale of land-plotting		continue	continue	to start	continue	continue
3	<b>Closing Inventory</b>	Rs. Lakh					
4	<b>Staff/Labourer</b>						
	<b>(a) Employees</b>	Nos.	84		84		84
	Technical	Nos.	6		6		6
	Non - Technical	Nos.	78		78		78
	<b>Permanent</b>	Nos.					
	Officer Level	Nos.	5		5		5
	Assistant Level	Nos.	39		39		39
	<b>Temporary</b>	Nos.					
	Officer Level	Nos.	2		2		2
	Assistant Level	Nos.	30		30		30
	<b>Daily Wages</b>	Nos.					
	Officer Level	Nos.					
	Assistant Level	Nos.					
	<b>Contract</b>	Nos.					
	Officer Level	Nos.					
	Assistant Level	Nos.	3		3		3
	<b>(b) Labourer</b>	Nos.					
	Permanent	Nos.				h	
	Temporary	Nos.					
	Daily Wages/Contract	Nos.	5		5		5
	<b>(c) Board members</b>	Nos.	7		7		7
5	<b>Dealers/Distributors</b>	Nos.					

## Financial and Physical Target/Progress/Performance

### Rural Housing Company Ltd.

S. No.	Description	Unit	FY 2009/2010		FY 2010/2011		2011/2012
			Actual	Target achieved %	Target	Revised Estimate	Target
<b>Financial Details</b>							
1	Gross Operating Income	Rs. Lakh	308	103.00	375	347	382
2	Total Expenditure	Rs. Lakh	149	198.00	110	67	74
3	Operating Profit/Loss	Rs. Lakh	35		265	164	308
4	Other Income	Rs. Lakh	180	240.00	80	227	249
5	Net Profit/Loss (after Income Tax and Bonus)	Rs. Lakh	94	31.00	345	160	181
6	Administrative Overhead	Rs. Lakh	303	151.00	305	342	376
7	Depreciation	Rs. Lakh	4	200.00		4	4
8	Amortization Expenses	Rs. Lakh					
9	Interest Expenses	Rs. Lakh					
10	Provisions	Rs. Lakh					
11	Total Fixed Expenses	Rs. Lakh	230	84.00	307	240	264
12	Net Fixed Assets	Rs. Lakh	42	150.00	30	48	53
13	Capital Work-in-Progress	Rs. Lakh					
14	Investment	Rs. Lakh	74	64.00	155	44	50
15	Current Assets	Rs. Lakh	993	127.00	889	1208	1253
16	Current Liabilities	Rs. Lakh	441	172.00	398	251	266
17	Working Capital	Rs. Lakh	552	126.00	491	897	973
18	Unamortized Expenses	Rs. Lakh					
19	Cumulative Loss	Rs. Lakh					
20	Net Capital Employed	Rs. Lakh	594	103.00	521	1116	1231
21	Net Worth	Rs. Lakh	553	96.00	645	957	987
22	Share Capital	Rs. Lakh	233	100.00	233	520	520
23	Capital Grant	Rs. Lakh					
24	Cumulative Profit	Rs. Lakh	197	148.00	174	358	534
25	General Reserve	Rs. Lakh					
26	Share Holders Fund	Rs. Lakh	668	116.00	645	1116	1231
27	Long Term Loan	Rs. Lakh					
28	Short Term Loan	Rs. Lakh					
29	Loan Installment Due	Rs. Lakh					
30	Closing Debtors	Rs. Lakh					



## Financial and Physical Target/Progress/Performance

### Rural Housing Company Ltd.

S. No.	Description	Unit	FY 2009/2010		FY 2010/2011		2011/2012
			Actual	Target achieved %	Target	Revised Estimate	Target
	<b>Financial Status</b>						
1	Net Profit Ratio	Percentage	11		71	46	46
2	Return on Capital Employed	Percentage	30		7	18	18
3	Return on Equity	Percentage	5		6	14	14
4	Operating Expenses Ratio	Percentage	98		0	1	1
5	Debt Equity Ratio	Ratio					
6	Debt Coverage Ratio	Ratio					
7	Current Assets/Current Liabilities	Ratio	35		2	2	5
8	Quick/Acid Test Ratio	Ratio	43		2	3	4
9	Fixed Assets Turnover Ratio	Ratio					
10	Inventory Turnover Ratio	Ratio					
11	Debtors Turnover Ratio	Ratio					
12	Average Collection Period	Days					
13	Employees' Productivity	Rs. Lakh					
14	Administrative Overhead Ratio	Percentage					
15	Workers Productivity Unit						
16	Break Even Point						
	a. in Units						
	b. in Value	Rs. Lakh					
	<b>Subsidy, Loan and Liabilities</b>						
1	<b>Subsidy Received</b>						
	a. From GON	Rs. Lakh	50		100	100	100
	b. From International Institutions	Rs. Lakh					
2	<b>Loan</b>						
	<b>From GON</b>						
	a. Loan Amount Received	Rs. Lakh					
	b. Loan Amount Paid	Rs. Lakh					
	<b>From Banks and Financial Institutions</b>						
	a. Loan Amount Received	Rs. Lakh					
	b. Loan Amount Paid	Rs. Lakh					
	<b>From International Institutions</b>						
	a. Loan Amount Received	Rs. Lakh					
	b. Loan Amount Paid	Rs. Lakh					
	<b>Others</b>						
	a. Loan Amount Received	Rs. Lakh					
	b. Loan Amount Paid	Rs. Lakh					
3	<b>Loan &amp; Liabilities Outstanding</b>						
	a. GON	Rs. Lakh					
	b. Banks & Financial Institutions	Rs. Lakh					
	c. International Institutions	Rs. Lakh					
	d. Others	Rs. Lakh					

## Financial and Physical Target/Progress/Performance

### Rural Housing Company Ltd.

S. No.	Description	Unit	FY 2009/2010		FY 2010/2011		2011/2012
			Actual	Target achieved %	Target	Revised Estimate	Target
4	<b>Amount Paid to GON</b>						
	a. Principal	Rs. Lakh					
	b. Interest	Rs. Lakh					
	c. Royalty	Rs. Lakh					
	d. Dividend	Rs. Lakh					
	e. Income Tax	Rs. Lakh					
	f. Value Added Tax	Rs. Lakh					
	g. Excise Duty	Rs. Lakh					
	h. Others	Rs. Lakh					
5	<b>Liabilities Payable to GON</b>						
	a. Principal	Rs. Lakh					
	b. Interest	Rs. Lakh					
	c. Royalty	Rs. Lakh					
	d. Dividend	Rs. Lakh					
	e. Income Tax	Rs. Lakh					
	f. Value Added Tax	Rs. Lakh					
	g. Excise Duty	Rs. Lakh					
	h. Others	Rs. Lakh					
6	<b>Share Structure</b>						
	a. GON	Rs. Lakh	23300		23300	52000	52000
	b. Corporation	Rs. Lakh					
	c. Private Sector	Rs. Lakh					
7	<b>Miscellaneous</b>						
	Foreign Currency	US\$					
	a. Foreign Currency Expenditure on Import	US\$ in Lakh					
	b. Foreign Currency Expenditure on Export	US\$ in Lakh					
8	<b>Contingent and Unfunded Liability</b>						
	<b>(I) Unfunded Liability</b>						
	a. Gratuity/ Pension	Rs. Lakh					
	b. Provident Fund	Rs. Lakh					
	c. Accumulated Staff Leave	Rs. Lakh				2537	
	d. Unpaid Share Calls	Rs. Lakh					
	e. Others	Rs. Lakh				9000	
	<b>(II) Contingent Liability</b>						
	a. Litigation	Rs. Lakh					
	b. Guarantee	Rs. Lakh					
	c. Other Claims	Rs. Lakh					

<b>1</b>	<b>Name of Public Enterprise : Nepal Water Supply Corporation</b>		
	Address : Tripureshwor Marg, Kathmandu Telephone No: 4259758, 4259857 Fax No. : 4255516 email : <a href="mailto:nwsc@mos.com.np">nwsc@mos.com.np</a>	Liason Office : Telephone No: Fax No. : email : Website : <a href="http://www.nwsc.gov.np">www.nwsc.gov.np</a>	
<b>2</b>	<b>Date of Incorporation :</b> 2046 Falgun 15 B.S. <b>Act of Incorporation :</b> Nepal Water Supply Corporation Act 2046		
<b>3</b>	<b>Objectives :</b> To Supply clean drinking water all over the country and to manage sewerage system.		
<b>4</b>	<b>Share Capital : Rs in Crore</b>	Authorised :	
	Issued :	Paid up :	
<b>5</b>	<b>Governing Act :</b> Nepal Water Supply Corporation Act 2046		
<b>6</b>	<b>Line Ministry :</b> Ministry of Physical Planning & Works		
<b>7</b>	<b>Financial Status : (Rs in Lakh)</b>		
	(A) Profit/Loss		
	Net Profit/Loss for F/Y 2009/10 AD. Rs.		: (1182.00)
	Cumulative Profit/Loss at the end of F/Y 2009/10 AD. Rs.		: (3914.00)
	(B) Networth Rs. : 1838.00		
	(C) Outstanding loan to be paid to the Nepal Government :		
	<u>Total</u>	<u>Overdue</u>	
	Principal Rs. : 9548.00	Principal Rs. : 2351.00	
	Interest Rs. : 1999.00	Interest Rs. : 1999.00	
	(D) Outstanding loan to be paid to the bank and other financial institution : x		
	Principal Rs. : x		
	Interest Rs. : x		
	(E) Investment :		
	Loan Investment Rs. : x		
	Share Investment Rs. : x		
	Other Investment Rs. : x		
	(F) Dividend to be paid to Nepal Government Rs. :		
	(G) Revenue to be paid to Nepal Government (upto 15 July 2010) Rs. :		
	Income Tax Rs. : x	Royalty Rs. : x	
	Excise Rs. : x	Others Rs. : x	
	VAT. Rs. : x	Total Rs. : x	
	(H) Last fiscal year of audit completed : 2008 / 09		
	(I) Total amount of audit irregularities to be cleared Rs. :		
	(J) Cleared amount of audit irregularities in F/Y 2009/10 Rs. : x		
	(K) Liability of retirement benefit of employees :		
	Funded Rs. : 368.00		
	Unfunded Rs. : 3413.00		
<b>8</b>	<b>No. of Employees :</b>	Permanent : 422	Temporary : x
	Contract : 148	Others : 537	Total : 1107
<b>9</b>	<b>Brief Statement of present activities and future plan :</b>		
	a) providing services by supply of drinking water through 22 branches (13 municipality) outside the valley. The average production of drinking water is 129.5 million Ltr per day in these branches.		
	b) The commencement of work in F/Y 2008/09 from Pokhara Mardi overhead to Bindhyabasini is in progress for the extension of 20" DI pipeline up to 11.2 KM.		
	c) It is planned from Jhumsa Khola overhead to Butwal Rupandehi for the extension of 10" DI pipeline up to 12 KM in this year and the work for Uhumsa intake will be completed by next year.		
	d) The target for F/Y 2010/011 is to complete the construction of six water pond, sixteen tubewell and the extension of various size of pipeline for 14 KM		
	e) The production of 13.5 million drinking water per day will be added by the end of this year.		

## Financial and Physical Target/Progress/Performance

### Nepal Water Supply Corporation

S. No.	Description	Unit	FY 2009/2010		FY 2010/2011		2011/2012
			Actual	Target achieved %	Target	Revised Estimate	Target
	<b>Total Production Capacity</b>						
1	<b>Production</b>						
	a. Yearly Water Production and Processing	Crore Ltr.	4724.5	77.04	7665	5429.5	6402
	b.						
2	<b>Purchase</b>						
	a.						
	b.						
3	<b>Sales</b>						
	a. Yearly Water Distribution	Crore Ltr.	3307.15	77.04	5365.5	3800.65	4481.4
	b.						
4	<b>Closing Inventory</b>	Rs. Lakh	2245	150.06	1600	1245	1145
5	<b>Staff/Labourer</b>						
	<b>(a) Employees</b>	Nos.	1107	76.55	910	1098	908
	Technical	Nos.	182	50	323	182	323
	Non - Technical	Nos.	925	85.49	587	916	585
	<b>Permanent</b>	Nos.	422	46.37	910	430	908
	Officer Level	Nos.	73	89.02	82	81	81
	Assistant Level	Nos.	349	42.15	828	349	827
	<b>Temporary</b>	Nos.					
	Officer Level	Nos.					
	Assistant Level	Nos.					
	<b>Daily Wages</b>	Nos.	537	139.48		537	
	Officer Level	Nos.					
	Assistant Level	Nos.	537	139.48		537	
	<b>Contract</b>	Nos.	148	98.01		131	
	Officer Level	Nos.	9	81.82		3	
	Assistant Level	Nos.	139	99.28		128	
	<b>(b) Labourer</b>	Nos.					
	Permanent	Nos.					
	Temporary	Nos.					
	Daily Wages/Contract	Nos.					
	<b>(c) Board members</b>	Nos.	8	88.89	9	9	9
6	<b>Dealers/Distributors</b>	Nos.					

## Financial and Physical Target/Progress/Performance

### Nepal Water Supply Corporation

S. No.	Description	Unit	FY 2009/2010		FY 2010/2011		2011/2012
			Actual	Target achieved %	Target	Revised Estimate	Target
<b>Financial Details</b>							
1	Gross Operating Income	Rs. Lakh	2617	100.15	3111	2797	3037
2	Total Expenditure	Rs. Lakh	2755	104.55	2762	2664	2799
3	Operating Profit/Loss	Rs. Lakh	138	627.27	651	133	238
4	Other Income	Rs. Lakh	500	139.27	400	368	425
5	Net Profit/Loss (after Income Tax and Bonus)	Rs. Lakh	(1181.00)	130.64	-167	-362	-203
6	Administrative Overhead	Rs. Lakh	720	110.60	684	647	679
7	Depreciation	Rs. Lakh	270	88.24	336	300	368
8	Amortization Expenses	Rs. Lakh					
9	Interest Expenses	Rs. Lakh	365	94.80	436	464	517
10	Provisions	Rs. Lakh	884	160.73	163	100	
11	Total Fixed Expenses	Rs. Lakh	1724	61.66	2750	3600	2494
12	Net Fixed Assets	Rs. Lakh	7560	87.04	12051	9760	13272
13	Capital Work-in-Progress	Rs. Lakh	1780	103.97	750	2880	1494
14	Investment	Rs. Lakh					
15	Current Assets	Rs. Lakh	9275	130.78	7787	7108	7621
16	Current Liabilities	Rs. Lakh	8656	119.67	7768	8157	8524
17	Working Capital	Rs. Lakh	618	535.21	19	-1049	-903
18	Unamortized Expenses	Rs. Lakh					
19	Cumulative Loss	Rs. Lakh	3914	108.21	3784	4277	4480
20	Net Capital Employed	Rs. Lakh	18616	181.51	12820	19748	22387
21	Net Worth	Rs. Lakh	1838	86.09	1949	1475	1253
22	Share Capital	Rs. Lakh	4701	100	3476	3476	3476
23	Capital Grant	Rs. Lakh	1052	100	1033	1052	1033
24	Cumulative Profit	Rs. Lakh					
25	General Reserve	Rs. Lakh					
26	Share Holders Fund	Rs. Lakh	1839	100.00	4701	4701	4701
27	Long Term Loan	Rs. Lakh	8121	100.00	10871	10116	12609
28	Short Term Loan	Rs. Lakh					
29	Loan Installment Due	Rs. Lakh	2351	99.20	2570	2428	2525
30	Closing Debtors	Rs. Lakh	3512	160.36	2257	2523	2752

## Financial and Physical Target/Progress/Performance

### Nepal Water Supply Corporation

S. No.	Description	Unit	FY 2009/2010		FY 2010/2011		2011/2012
			Actual	Target achieved %	Target	Revised Estimate	Target
	<b>Financial Status</b>						
1	Net Profit Ratio	Percentage	(20.94)	2178.00	1122.00	14.34	21.84
2	Return on Capital Employed	Percentage	(6.35)	72.07	(1.30)	(1.82)	(0.91)
3	Return on Equity	Percentage	(25.14)	130.73	(3.55)	(7.70)	(4.32)
4	Operating Expenses Ratio	Percentage	105.27	104.39	88.78	95.24	92.16
5	Debt Equity Ratio	Ratio	1.73	100.58	2.31	2.15	2.68
6	Debt Coverage Ratio	Ratio	-	-	-	-	-
7	Current Assets/Current Liabilities	Ratio	1.07	109.18	1.00	0.87	0.89
8	Quick/Acid Test Ratio	Ratio	0.81	105.19	0.80	0.60	0.76
9	Fixed Assets Turnover Ratio	Ratio	0.35	116.67	0.26	0.29	0.23
10	Inventory Turnover Ratio	Ratio	1.16	66.28	1.94	2.24	2.65
11	Debtors Turnover Ratio	Ratio	0.74	62.18	1.38	1.11	1.10
12	Average Collection Period	Days	489.83	160.42	264.80	329.24	330.86
13	Employees' Productivity	Rs. Lakh	2.36	131.11	3.42	2.55	3.34
14	Administrative Overhead Ratio	Percentage	27.51	110.44	21.98	23.13	22.36
15	Workers Productivity Unit						
16	Break Even Point						
	a. in Units						
	b. in Value	Rs. Lakh					
	<b>Subsidy, Loan and Liabilities</b>						
1	<b>Subsidy Received</b>						
	a. From GON	Rs. Lakh					
	b. From International Institutions	Rs. Lakh					
2	<b>Loan</b>						
	<b>From GON</b>		1525	100.00	2750	1995	2494
	a. Loan Amount Received	Rs. Lakh	1525	100.00	2750	1995	2494
	b. Loan Amount Paid	Rs. Lakh					
	<b>From Banks and Financial Institutions</b>						
	a. Loan Amount Received	Rs. Lakh					
	b. Loan Amount Paid	Rs. Lakh					
	<b>From International Institutions</b>						
	a. Loan Amount Received	Rs. Lakh					
	b. Loan Amount Paid	Rs. Lakh					
	<b>Others</b>						
	a. Loan Amount Received	Rs. Lakh					
	b. Loan Amount Paid	Rs. Lakh					
3	<b>Loan &amp; Liabilities Outstanding</b>						
	a. GON	Rs. Lakh	8121	100.00	10871	10116	12609
	b. Banks & Financial Institutions	Rs. Lakh					
	c. International Institutions	Rs. Lakh					
	d. Others	Rs. Lakh					

## Financial and Physical Target/Progress/Performance

### Nepal Water Supply Corporation

S. No.	Description	Unit	FY 2009/2010		FY 2010/2011		2011/2012
			Actual	Target achieved %	Target	Revised Estimate	Target
4	<b>Amount Paid to GON</b>		50	4.77	100	1223	200
	a. Principal	Rs. Lakh					
	b. Interest	Rs. Lakh	50	4.77	100	1223	200
	c. Royalty	Rs. Lakh					
	d. Dividend	Rs. Lakh					
	e. Income Tax	Rs. Lakh					
	f. Value Added Tax	Rs. Lakh					
	g. Excise Duty	Rs. Lakh					
	h. Others	Rs. Lakh					
5	<b>Liabilities Payable to GON</b>		4350	-	3926	3668	4082
	a. Principal	Rs. Lakh	2351	99.20	2570	2428	2525
	b. Interest	Rs. Lakh	1999	98.91	1356	1240	1557
	c. Royalty	Rs. Lakh					
	d. Dividend	Rs. Lakh					
	e. Income Tax	Rs. Lakh					
	f. Value Added Tax	Rs. Lakh					
	g. Excise Duty	Rs. Lakh					
	h. Others	Rs. Lakh					
6	<b>Share Structure</b>		3476	100.00	3476	3476	3476
	a. GON	Rs. Lakh	3476	100.00	3476	3476	3476
	b. Corporation	Rs. Lakh					
	c. Private Sector	Rs. Lakh					
7	<b>Miscellaneous</b>						
	Foreign Currency	US\$					
	a. Foreign Currency Expenditure on Import	US\$ in Lakh					
	b. Foreign Currency Expenditure on Export	US\$ in Lakh					
8	<b>Contingent and Unfunded Liability</b>				<b>Unit</b>	<b>FY 2009/2010</b>	
	<b>(I) Unfunded Liability</b>				Rs. Lakh		
	a. Gratuity/ Pension				Rs. Lakh	1399	
	b. Provident Fund				Rs. Lakh		
	c. Accumulated Staff Leave				Rs. Lakh	569	
	d. Unpaid Share Calls				Rs. Lakh		
	e. Others				Rs. Lakh	1445	
	<b>(II) Contingent Liability</b>				Rs. Lakh		
	a. Litigation				Rs. Lakh		
	b. Guarantee				Rs. Lakh		
	c. Other Claims				Rs. Lakh		

<b>1</b>	<b>Name of Public Enterprise : Nepal Electricity Authority</b>		
	Address : Central Office, Durbarmarga, Kathmandu	Liason Office :	
	Telephone No: 4153006, 4153012	Telephone No:	
	Fax No. : 4153009, 4153013	Fax No. :	
	email : <a href="mailto:neafin.dmd@nea.org.np">neafin.dmd@nea.org.np</a>	email :	
<b>2</b>	<b>Date of Incorporation :</b> 2042-5-1 BS	Website :	<a href="http://www.nea.org.np">www.nea.org.np</a>
	<b>Act of Incorporation :</b> Nepal Electricity Act,2041		
<b>3</b>	<b>Objectives :</b> To manage electricity supply by way of effective generation, transmission and distribution and to make the supply system reliable and accessible.		
<b>4</b>	<b>Share Capital : (Rs in Crore)</b>	Authorised :	3000
	Issued : 3000	Paid up :	3000
<b>5</b>	<b>Governing Act :</b> Nepal Electricity Act 2084		
<b>6</b>	<b>Line Ministry :</b> Ministry of Energy		
<b>7</b>	<b>Financial Status : (Rs in Lakh)</b>		
	(A) Profit/Loss		
	Net Profit/Loss for F/Y 2009/10 AD. Rs.	:	(40496.00)
	Cumulative Profit/Loss at the end of F/Y 2009/10 AD. Rs.	:	(182302.00)
	(B) Net worth Rs. : 213142.00		
	(C) Outstanding loan to be paid to the Nepal Government :		
	<u>Total</u>	<u>Overdue</u>	
	Principal Rs. : 565253.00	Principal Rs. :	26418.00
	Interest Rs. : 149109.00	Interest Rs. :	20084.00
	(D) Outstanding loan to be paid to the bank and other financial institution :		
	Principal Rs. :		12800.00
	Interest Rs. :		
	(E) Investment :		
	Loan Investment Rs. :		
	Share Investment Rs. :		44028.00
	Other Investment Rs. :		5660.00
	(F) Dividend to be paid to Nepal Government Rs. :		
	(G) Revenue to be paid to Nepal Government (upto 15 July 2010) Rs. :		
	Income Tax Rs. :	Royalty Rs. :	10658.00
	Excise Rs. :	Others Rs. :	
	VAT. Rs. :	Total Rs. :	10658.00
	(H) Last fiscal year of audit completed : 2009 / 10		
	(I) Total amount of audit irregularities to be cleared Rs. :		
	(J) Cleared amount of audit irregularities in F/Y 2009/10 Rs. : 165.00		
	(K) Liability of retirement benefit of employees :		
	Funded Rs. :		5660.00
	Unfunded Rs. :		41064.00
<b>8</b>	<b>No. of Employees :</b>	Permanent :	7,950
	Contract :	Others :	7
		Temporary :	0
		Total :	9168
<b>9</b>	<b>Brief Statement of present activities and future plan :</b>		
	(1) To increase generation, the construction of Kulekhani -iii (14 MW),Chameliya (30MW) and Upper Tamakoshi (456MW) is under going. Similarly, the construction of Upper Trishuli 3 A (60MW) and Raghughat ( 30MW) is also initiated.(2) The construction of different voltage level transmission line projects are undergoing. To exchange power between Npal and India, the construction of 400 KV cross border transmission line is concluded and it will be carried out by a joint venture company.(3) Rural electrification program is continued.(4) The committee formed for Financial restructuring of NEA has submitted report to the Ministry of Energy and it will be implemented as per the decision of GoN.		



## Financial and Physical Target/Progress/Performance

### Nepal Electricity Authority

S. No.	Description	Unit	FY 2009/2010		FY 2010/2011		2011/2012
			Actual	Target achieved %	Target	Revised Estimate	Target
	<b>Total Production Capacity</b>						
1	<b>Production</b>		<b>2,117.64</b>	<b>87.57</b>	<b>2,321.63</b>	<b>2,288.49</b>	<b>2,461.36</b>
	a. Hydro Electricity/Small Hydro Electricity	Unit in Million	2,104.52	88.67	2,271.63	2,248.91	2,361.36
	b. Diesel/Multifuel	Unit in Million	13.12	29.16	50.00	39.58	100.00
2	<b>Purchase</b>		<b>1,571.55</b>	<b>98.97</b>	<b>1,797.40</b>	<b>1,658.21</b>	<b>1,850.00</b>
	a. India	Unit in Million	612.50	101.99	800.00	660.81	850.00
	b. Private Sector	Unit in Million	959.05	97.13	997.40	997.40	1,000.00
3	<b>Sales</b>		<b>2,661.13</b>	<b>97.81</b>	<b>3,165.32</b>	<b>3,036.46</b>	<b>3,317.02</b>
	a. Internal	Unit in Million	2,586.65	84.16	3,115.32	2,976.34	3,251.34
	b. Export (India)	Unit in Million	74.48	144.15	50.00	60.12	65.67
4	<b>Closing Inventory</b>	Rs. Lakh	<b>20131.46</b>	<b>98.68</b>	<b>24,301.33</b>	<b>23,539.93</b>	<b>25,714.91</b>
5	<b>Staff/Labourer</b>	Nos.	<b>9,168</b>	<b>92.77</b>	<b>10,983</b>	<b>9,765</b>	<b>9,770</b>
	<b>(a) Employees</b>	Nos.	<b>9,168</b>	<b>92.77</b>	<b>10,983</b>	<b>9,765</b>	<b>9,770</b>
	<b>Permanent</b>	Nos.	<b>7,950</b>	<b>91.72</b>	<b>9,765</b>	<b>9,765</b>	<b>9,770</b>
	Officer Level	Nos.	1,235	88.21	1,502	1,502	1,497
	Assistant Level	Nos.	6,715	92.39	8,263	8,263	8,273
	<b>Temporary</b>	Nos.					
	Officer Level	Nos.					
	Assistant Level	Nos.					
	<b>Daily Wages</b>	Nos.	<b>7</b>	<b>116.67</b>	<b>7</b>	<b>0</b>	<b>0</b>
	Officer Level	Nos.	1	100	1		0
	Assistant Level	Nos.	6	120	6		0
	<b>Contract</b>	Nos.	<b>1,211</b>	<b>100</b>	<b>1,211</b>	<b>0</b>	<b>0</b>
	Officer Level	Nos.	8	89	8		0
	Assistant Level	Nos.	1,203	100	1,203		0
	<b>(b) Labourer</b>	Nos.					
	Permanent	Nos.					
	Temporary	Nos.					
	Daily Wages/Contract	Nos.					
	<b>(c) Board members</b>	Nos.	<b>8</b>	<b>100.00</b>	<b>8</b>	<b>8</b>	<b>8</b>
6	<b>Dealers/Distributors</b>	Nos.					

## Financial and Physical Target/Progress/Performance

### Nepal Electricity Authority

S. No.	Description	Unit	FY 2009/2010		FY 2010/2011		2011/2012
			Actual	Target achieved %	Target	Revised Estimate	Target
	<b>Financial Details</b>						
1	Gross Operating Income	Rs. Lakh	171,648.16	84.29	207,201.99	200,710.01	219,254.73
2	Total Expenditure	Rs. Lakh	223,841.48	86.60	269,940.41	269,940.41	294,881.72
3	Operating Profit/Loss	Rs. Lakh	<b>(52193.32)</b>	<b>95.18</b>	<b>(62738.42)</b>	<b>(69230.40)</b>	<b>(75626.99)</b>
4	Other Income	Rs. Lakh	11696.60	137.61	11602.00	11600.00	11000.00
5	Net Profit/Loss (after Income Tax and Bonus)	Rs. Lakh	<b>(40496.72)</b>	<b>87.40</b>	<b>(51136.42)</b>	<b>(57630)</b>	<b>(64626.99)</b>
6	Administrative Overhead	Rs. Lakh	34,497.31	95.81	37,333.31	37,333.31	40,782.74
7	Depreciation	Rs. Lakh	29,044.66	100.15	29,000.00	29,000.00	31,679.47
8	Amortization Expenses	Rs. Lakh	1,078.18	107.82	1,000.00	1,000.00	1,092.40
9	Interest Expenses	Rs. Lakh	35,856.96	114.07	33,275.45	33,275.45	36,349.96
10	Provisions	Rs. Lakh	13,534.00	82.02	15,500.00	15,500.00	16,932.13
11	Total Fixed Expenses	Rs. Lakh	<b>114,011.11</b>	<b>100.06</b>	<b>116,108.76</b>	<b>116,108.76</b>	<b>126,836.70</b>
12	Net Fixed Assets	Rs. Lakh	831,388.65	99.42	872,388.65	872,388.65	910,709.18
13	Capital Work-in-Progress	Rs. Lakh	168,991.21	79.85	270,752.21	270,752.21	325,752.21
14	Investment	Rs. Lakh	49,688.99	155.77	80,188.99	80,188.99	90,188.99
15	Current Assets	Rs. Lakh	124,860.20	105.84	150,722.74	146,000.34	159,490.13
16	Current Liabilities	Rs. Lakh	381,533.37	99.91	474,796.12	476,567.70	526,712.61
17	Working Capital	Rs. Lakh	<b>(256673.17)</b>	<b>97.26</b>	<b>(324073.4)</b>	<b>(330567.4)</b>	<b>(367222.5)</b>
18	Unamortized Expenses	Rs. Lakh	3,115.90	111.28	2,115.90	2,115.90	1,023.50
19	Cumulative Loss	Rs. Lakh	178,502.17	93.18	229,638.59	236,132.57	300,759.56
20	Net Capital Employed	Rs. Lakh	<b>793,395.68</b>	<b>97.24</b>	<b>899,256.46</b>	<b>892,762</b>	<b>959,427.90</b>
21	Net Worth	Rs. Lakh	<b>213,142.27</b>	<b>118.12</b>	<b>201,400.05</b>	<b>194,906</b>	<b>171,571.49</b>
22	Share Capital	Rs. Lakh	386,403.52	106.23	419,908.52	419,908.52	459,908.52
23	Capital Grant	Rs. Lakh	12,450.90	186.53	12,450.90	12,450.90	12,450.90
24	Cumulative Profit	Rs. Lakh					
25	General Reserve	Rs. Lakh	795.13	18.09	795.13	795.13	995.13
26	Share Holders Fund	Rs. Lakh	<b>218,031.48</b>	<b>120.83</b>	<b>201,400.06</b>	<b>194,906</b>	<b>171,571.48</b>
27	Long Term Loan	Rs. Lakh	580,253.41	91.31	697,856.41	697,856.41	787,856.41
28	Short Term Loan	Rs. Lakh	12,800.00	128.00	15,000.00	15,000.00	15,000.00
29	Loan Installment Due	Rs. Lakh	13,905.76	75.11	18,513.40	18,513.40	18,513.40
30	Closing Debtors	Rs. Lakh	61,087.09	101.04	73,740.07	71,429.67	78,029.46

## Financial and Physical Target/Progress/Performance

### Nepal Electricity Authority

S. No.	Description	Unit	FY 2009/2010		FY 2010/2011		2011/2012
			Actual	Target achieved %	Target	Revised Estimate	Target
	<b>Financial Status</b>						
1	Net Profit Ratio	Percentage	-23.59	103.70	-24.68	-28.71	-29.48
2	Return on Capital Employed	Percentage	-5.10	89.86	-5.69	-6.46	-6.74
3	Return on Equity	Percentage	-18.57	72.33	-25.39	-29.57	-37.67
4	Operating Expenses Ratio	Percentage	130.41	102.74	130.28	134.49	134.49
5	Debt Equity Ratio	Ratio	2.66	75.61	3.47	3.58	4.59
6	Debt Coverage Ratio	Ratio	1.10	216.47	0.51	0.58	1.79
7	Current Assets/Current Liabilities	Ratio	0.33	105.57	0.32	0.31	0.30
8	Quick/Acid Test Ratio	Ratio	0.27	105.57	0.27	0.26	0.25
9	Fixed Assets Turnover Ratio	Ratio	0.21	86.02	0.24	0.23	0.24
10	Inventory Turnover Ratio	Ratio	8.53	85.43	8.53	8.53	8.53
11	Debtors Turnover Ratio	Ratio	2.81	83.38	2.81	2.81	2.81
12	Average Collection Period	Days	129.90	119.88	129.90	129.90	129.90
13	Employees' Productivity	Rs. Lakh	18.72	90.84	18.87	20.55	22.44
14	Administrative Overhead Ratio	Percentage	15.41	110.71	13.83	13.83	13.83
15	Workers Productivity Unit	Unit in Lakh	2.31	94.28	2.11	2.34	2.52
16	Break Even Point						
	a. in Units		4,817.35	83.03	6,723.70	7,299.06	7,950.17
	b. in Value	Rs. Lakh	310,728.40	80.83	440,133.89	482,467.56	525,506.31
	<b>Subsidy, Loan and Liabilities</b>						
1	<b>Subsidy Received</b>						
	a. From GON	Rs. Lakh					
	b. From International Institutions	Rs. Lakh					
2	<b>Loan</b>						
	<b>From GON</b>						
	a. Loan Amount Received	Rs. Lakh	64,243.00	70.64	121,602.00	121,602.00	70,000.00
	b. Loan Amount Paid	Rs. Lakh	6,489.00	129.78	5,000.00	5,000.00	10,000.00
	<b>From Banks and Financial Institutions</b>						
	a. Loan Amount Received	Rs. Lakh	12,800.00	128	15,000.00	15,000.00	10,000.00
	b. Loan Amount Paid	Rs. Lakh			5,000.00	5,000.00	5,000.00
	<b>From International Institutions</b>						
	a. Loan Amount Received	Rs. Lakh					
	b. Loan Amount Paid	Rs. Lakh					
	<b>Others</b>						15,000.00
	a. Loan Amount Received	Rs. Lakh					3,000.00
	b. Loan Amount Paid	Rs. Lakh					
3	<b>Loan &amp; Liabilities Outstanding</b>						
	a. GON	Rs. Lakh	565,253.41	88.95	682,856.41	682,856.41	772,856.41
	b. Banks & Financial Institutions	Rs. Lakh					
	c. International Institutions	Rs. Lakh					
	d. Others	Rs. Lakh	15,000.00	0.00	15,000.00	15,000.00	15,000.00

## Financial and Physical Target/Progress/Performance

### Nepal Electricity Authority

S. No.	Description	Unit	FY 2009/2010		FY 2010/2011		2011/2012
			Actual	Target achieved %	Target	Revised Estimate	Target
4	<b>Amount Paid to GON</b>						
	a. Principal	Rs. Lakh	6,489.00	129.78	5,000.00	5,000.00	10,000.00
	b. Interest	Rs. Lakh	3,727.00	62.12	5,000.00	6,000.00	7,000.00
	c. Royalty	Rs. Lakh	5,816.00	71.65	6,356.00	6,356.00	8,900.00
	d. Dividend	Rs. Lakh					
	e. Income Tax	Rs. Lakh					
	f. Value Added Tax	Rs. Lakh					
	g. Excise Duty	Rs. Lakh					
	h. Others	Rs. Lakh					
5	<b>Liabilities Payable to GON</b>						
	a. Principal	Rs. Lakh	565,253.41	88.95	682,856.41	682,856.41	772,856.41
	b. Interest	Rs. Lakh	149,109.21	95.60	177,384.66	176,384.66	205,734.62
	c. Royalty	Rs. Lakh	10,658.88	122.17	13,383.58	13,383.63	15,678.21
	d. Dividend	Rs. Lakh					
	e. Income Tax	Rs. Lakh					
	f. Value Added Tax	Rs. Lakh					
	g. Excise Duty	Rs. Lakh					
	h. Others	Rs. Lakh					
6	<b>Share Structure</b>						
	a. GON	Rs. Lakh	386,403.52	106.23	419,908.52	419,908.52	459,908.52
	b. Corporation	Rs. Lakh					
	c. Private Sector	Rs. Lakh					
7	<b>Miscellaneous</b>						
	Foreign Currency	US\$					
	a. Foreign Currency Expenditure on Import	US\$ in Lakh					
	b. Foreign Currency Expenditure on Export	US\$ in Lakh					
8	<b>Contingent and Unfunded Liability</b>				<b>Unit</b>	<b>FY 2009/2010</b>	
	<b>(I) Unfunded Liability</b>				Rs. Lakh	<b>46,841.78</b>	
	a. Gratuity/ Pension				Rs. Lakh	37,839.56	
	b. Provident Fund				Rs. Lakh	-	
	c. Accumulated Staff Leave				Rs. Lakh	5,184.56	
	d. Unpaid Share Calls				Rs. Lakh		
	e. Others				Rs. Lakh	3,817.66	
	<b>(II) Contingent Liability</b>				Rs. Lakh	<b>84,059.19</b>	
	a. Litigation				Rs. Lakh	23,385.96	
	b. Guarantee				Rs. Lakh		
	c. Other Claims				Rs. Lakh	60,673.23	

<b>1</b>	<b>Name of Public Enterprise : Nepal Telecom (Nepal Doorsanchar Company Ltd.)</b>							
	Address : Central Office, Bhadrakali, Kathmandu Telephone No: 4243444 Fax No. : 4210335 email : <a href="mailto:ntc.fp@ntc.net.np">ntc.fp@ntc.net.np</a>	Liasion Office : Telephone No: Fax No. : email : Website : <a href="http://www.ntc.net.np">www.ntc.net.np</a>						
<b>2</b>	<b>Date of Incorporation :</b> 2032-03-01 B.S. <b>Act of Incorporation :</b> Company Act							
<b>3</b>	<b>Objectives :</b> To Provide reliable and affordable Telecommunication services all over the country.							
<b>4</b>	<b>Share Capital : (Rs in Crore)</b> Issued : 1500	Authorised : 2500 Paid up : 1500						
<b>5</b>	<b>Governing Act :</b> Company Act.							
<b>6</b>	<b>Line Ministry :</b> Ministry of Information and Communication							
<b>7</b>	<b>Financial Status : (Rs in Lakh)</b> (A) Profit/Loss Net Profit/Loss for F/Y 2009/10 AD. Rs. : 107751.54 Cumulative Profit/Loss-at the end of F/Y 2009/10 AD. Rs. : 320659.41 (B) Networth Rs. : 471495.99 (C) Outstanding loan to be paid to the Nepal Government : <table border="0"> <tr> <td><u>Total</u></td> <td><u>Overdue</u></td> </tr> <tr> <td>Principal Rs. : 0.00</td> <td>Principal Rs. : 0.00</td> </tr> <tr> <td>Interest Rs. : 0.00</td> <td>Interest Rs. : 0.00</td> </tr> </table> (D) Outstanding loan to be paid to the bank and other financial institution : Principal Rs. : 0.00 Interest Rs. : 0.00 (E) Investment : Loan Investment Rs. : 0.00 Share Investment Rs. : 0.00 Other Investment Rs. : 130342.15 (F) Dividend to be paid to Nepal Government Rs. : 0.00 (G) Revenue to be paid to Nepal Government (upto 15 July 2010) Rs. : Income Tax Rs. : 0.00 Royalty Rs. : 0.00 Excise Rs. : 0.00 Others Rs. : 0.00 VAT. Rs. : 0.00 Total Rs. : 0.00 (H) Last fiscal year of audit completed : 2009 / 10 (I) Total amount of audit irregularities to be cleared Rs. : 0.00 (J) Cleared amount of audit irregularities in F/Y 2009/10 Rs. : 0.00 (K) Liability of retirement benefit of employees : Funded Rs. : 8600.77 Unfunded Rs. : 31183.25		<u>Total</u>	<u>Overdue</u>	Principal Rs. : 0.00	Principal Rs. : 0.00	Interest Rs. : 0.00	Interest Rs. : 0.00
<u>Total</u>	<u>Overdue</u>							
Principal Rs. : 0.00	Principal Rs. : 0.00							
Interest Rs. : 0.00	Interest Rs. : 0.00							
<b>8</b>	<b>No. of Employees :</b> Contract : 77	Permanent : 5720 Others : 4 Temporary : 2 Total : 5803						
<b>9</b>	<b>Brief Statement of present activities and future plan :</b> a) For the current FY 2067/68: Working to enhance capacity for sustainable development of the company. B) Future Plan for FY 2068/69: Expansion of GSM Mobile Line by 15,00,000 & Expansion of CDMA Line by 6,00,000.							

**Financial and Physical Target/Progress/Performance**  
**Nepal Telecom (Nepal Doorsanchar Company Ltd.)**

S. No.	Description	Unit	FY 2009/2010		FY 2010/2011		2011/2012
			Actual	Target achieved %	Target	Revised Estimate	Target
1	<b>Production</b>						
	<b>a. Telephone Line Capacity</b>	Nos	1,482,225	68	#####	#####	2,151,000.00
	General Telephone	Nos	22,225	57	39,347.00	39,347.00	51,000.00
	Mobile Telephone	Nos	1,000,000	59	786,196.00	786,196.00	1,500,000.00
	C.D.M.A Telephone	Nos	460,000	102	600,000.00	600,000.00	600,000.00
	V-SAT	Nos			200.00	200.00	0.00
	b. Internal Trunk Telephone Capacity	Nos					
	c. International Telephone Channel	Nos					
	d. International Telax Capacity	Nos					
	e. Telephone Line in Fault	100	7.2	100	< 8	< 8	< 8
	f. Capacity Utilization Trunk Channel Capacity	%					
2	<b>Purchase</b>						
	a.						
3	<b>Sales</b>						
	a. Operating Income	Rs. Lakh	250,583.00	104	261,913.00	275,008.00	288,759.00
	b. Non Operating Income	Rs. Lakh	21,628.00	117	19,870.00	22,807.00	23,341.00
4	<b>Closing Inventory</b>	Rs. Lakh	1,723.00	65.24	2,382.00	4,671.00	8,077.00
5	<b>Staff/Labourer</b>						
	<b>(a) Employees</b>	Nos.	5,803	99.20	8,104	8,104	8,104
	Technical	Nos.	2,132	99.02	2,999	2,999	2,999
	Non - Technical	Nos.	3,671	99.30	5,105	5,105	5,105
	<b>Permanent</b>	Nos.	5,720	99.24	8,104	8,104	8,104
	Officer Level	Nos.	1,174	99.24	1,936	1,936	1,936
	Assistant Level	Nos.	4,546	99.24	6,168	6,168	6,168
	<b>Temporary</b>	Nos.	2	200.00			
	Officer Level	Nos.	0				
	Assistant Level	Nos.	2	200.00			
	<b>Daily Wages</b>	Nos.	4	133.33			
	Officer Level	Nos.	0				
	Assistant Level	Nos.	4	133.33			
	<b>Contract</b>	Nos.	77	93.90			
	Officer Level	Nos.	72	94.74			
	Assistant Level	Nos.	5	83.33			
	<b>(b) Labourer</b>	Nos.					
	Permanent	Nos.					
	Temporary	Nos.					
	Daily Wages/Contract	Nos.					
	<b>(c) Board members</b>	Nos.	7		7	7	7
6	<b>Dealers/Distributors</b>	Nos.					

**Financial and Physical Target/Progress/Performance**  
**Nepal Telecom (Nepal Doorsanchar Company Ltd.)**

S. No.	Description	Unit	FY 2009/2010		FY 2010/2011		2011/2012
			Actual	Target achieved %	Target	Revised Estimate	Target
<b>Financial Details</b>							
1	Gross Operating Income	Rs. Lakh	250,583	104	261,913	275,008	288,759
2	Total Expenditure	Rs. Lakh	127,800	130	120,660	123,071	135,798
3	Operating Profit/Loss	Rs. Lakh	122,783	86	141,253	151,937	152,961
4	Other Income	Rs. Lakh	21,628	117	19,870	22,807	23,341
5	Net Profit/Loss (after Income Tax and Bonus)	Rs. Lakh	107,752	90	120,842	129,698	130,301
6	Administrative Overhead	Rs. Lakh	66,240	117	75,360	69,336	81,673
7	Depreciation	Rs. Lakh	44,555	222	35,400	35,638	36,000
8	Amortization Expenses	Rs. Lakh	547	133	500	651	651
9	Interest Expenses	Rs. Lakh	487	88	500	490	490
10	Provisions	Rs. Lakh	15,971	79	8,900	16,956	16,984
11	Total Fixed Expenses	Rs. Lakh	74,133	179	79,225	68,824	76,247
12	Net Fixed Assets	Rs. Lakh	141,439	83	185,714	145,801	154,801
13	Capital Work-in-Progress	Rs. Lakh	39,722	119	100,552	74,413	104,733
14	Investment	Rs. Lakh	130,342	64	132,478	177,548	184,037
15	Current Assets	Rs. Lakh	350,154	116	278,188	404,383	484,145
16	Current Liabilities	Rs. Lakh	136,610	83	102,097	199,927	248,739
17	Working Capital	Rs. Lakh	213,544	158	176,091	204,456	235,406
18	Unamortized Expenses	Rs. Lakh	1,542	92	0	0	0
19	Cumulative Loss	Rs. Lakh	0	0	0	0	0
20	Net Capital Employed	Rs. Lakh	525,047	97	594,835	602,218	678,977
21	Net Worth	Rs. Lakh	471,496	97	535,724	541,194	611,495
22	Share Capital	Rs. Lakh	150,000	100	150,000	150,000	150,000
23	Capital Grant	Rs. Lakh					
24	Cumulative Profit	Rs. Lakh	320,659	96	384,887	390,357	460,659
25	General Reserve	Rs. Lakh					
26	Share Holders Fund	Rs. Lakh	471,496	97	535,724	541,194	611,495
27	Long Term Loan	Rs. Lakh					
28	Short Term Loan	Rs. Lakh					
29	Loan Installment Due	Rs. Lakh					
30	Closing Debtors	Rs. Lakh	42,960	113	36,200	53,421	55,235

**Financial and Physical Target/Progress/Performance**  
**Nepal Telecom (Nepal Doorsanchar Company Ltd.)**

S. No.	Description	Unit	FY 2009/2010		FY 2010/2011		2011/2012
			Actual	Target achieved %	Target	Revised Estimate	Target
	<b>Financial Status</b>						
1	Net Profit Ratio	Percentage	49.00	98.15	53.93	55.25	52.97
2	Return on Capital Employed	Percentage	23.39	88.78	23.75	25.23	22.53
3	Return on Equity	Percentage	22.85	91.96	22.56	23.97	21.31
4	Operating Expenses Ratio	Percentage	51.00	125.43	46.07	44.75	47.03
5	Debt Equity Ratio	Ratio					
6	Debt Coverage Ratio	Ratio					
7	Current Assets/Current Liabilities	Ratio	2.56	140.83	2.72	2.02	1.95
8	Quick/Acid Test Ratio	Ratio	2.53	140.43	2.70	2.00	1.90
9	Fixed Assets Turnover Ratio	Ratio	1.77	125.65	1.41	1.89	1.87
10	Inventory Turnover Ratio	Ratio					
11	Debtors Turnover Ratio	Ratio	5.83	92.00	7.24	5.15	5.23
12	Average Collection Period	Days	62.58	108.68	50.45	70.90	69.82
13	Employees' Productivity	Rs. Lakh	43.18	104.84	32.32	33.93	35.63
14	Administrative Overhead Ratio	Percentage	26.43	114.93	28.77	25.21	28.28
15	Workers Productivity Unit						
16	Break Even Point						
	a. in Units						
	b. in Value	Rs. Lakh	127,800	130	120,660	123,071	135,798
	<b>Subsidy, Loan and Liabilities</b>						
1	<b>Subsidy Received</b>						
	a. From GON	Rs. Lakh	-		-	-	-
	b. From International Institutions	Rs. Lakh	-		-	-	-
2	<b>Loan</b>						
	<b>From GON</b>						
	a. Loan Amount Received	Rs. Lakh	-		-	-	-
	b. Loan Amount Paid	Rs. Lakh	-		-	-	-
	<b>From Banks and Financial Institutions</b>						
	a. Loan Amount Received	Rs. Lakh	-		-	-	-
	b. Loan Amount Paid	Rs. Lakh	-		-	-	-
	<b>From International Institutions</b>						
	a. Loan Amount Received	Rs. Lakh	-		-	-	-
	b. Loan Amount Paid	Rs. Lakh	-		-	-	-
	<b>Others</b>						
	a. Loan Amount Received	Rs. Lakh	-		-	-	-
	b. Loan Amount Paid	Rs. Lakh	-		-	-	-
3	<b>Loan &amp; Liabilities Outstanding</b>						
	a. GON	Rs. Lakh	-		-	-	-
	b. Banks & Financial Institutions	Rs. Lakh	-		-	-	-
	c. International Institutions	Rs. Lakh	-		-	-	-
	d. Others	Rs. Lakh	-		-	-	-



**Financial and Physical Target/Progress/Performance**  
**Nepal Telecom (Nepal Doorsanchar Company Ltd.)**

S. No.	Description	Unit	FY 2009/2010		FY 2010/2011		2011/2012
			Actual	Target achieved %	Target	Revised Estimate	Target
4	<b>Amount Paid to GON</b>						
	a. Principal	Rs. Lakh	-		-	-	-
	b. Interest	Rs. Lakh	-		-	-	-
	c. Royalty	Rs. Lakh	8,193	56.67	10,476	11,000	11,550
	d. Dividend	Rs. Lakh	48,035	99.99	54,896	54,896	54,896
	e. Income Tax	Rs. Lakh	42,325	101.68	40,281	45,047	46,000
	f. Value Added Tax	Rs. Lakh	26,483	87.96	27,682	29,066	30,519
	g. Excise Duty	Rs. Lakh	0		0	0	0
	h. Others	Rs. Lakh	24,683		29,984	32,451	34,074
5	<b>Liabilities Payable to GON</b>						
	a. Principal	Rs. Lakh	-		-	-	-
	b. Interest	Rs. Lakh	-		-	-	-
	c. Royalty	Rs. Lakh	-		-	-	-
	d. Dividend	Rs. Lakh	-		-	-	-
	e. Income Tax	Rs. Lakh	-		-	-	-
	f. Value Added Tax	Rs. Lakh	-		-	-	-
	g. Excise Duty	Rs. Lakh	-		-	-	-
	h. Others	Rs. Lakh	-		-	-	-
6	<b>Share Structure</b>		150,000	100	150,000	150,000	150,000
	a. GON	Rs. Lakh	137,240	100	137,240	137,240	137,240
	b. Corporation	Rs. Lakh	50	100	50	50	50
	c. Private Sector	Rs. Lakh	12,710	100	12,710	12,710	12,710
7	<b>Miscellaneous</b>						
	Foreign Currency	US\$					
	a. Foreign Currency Expenditure on Import	US\$ in Lakh	361.00	112.81	534.00	454.00	588.00
	b. Foreign Currency Expenditure on Export	US\$ in Lakh	325.00	134.30	222.00	371.00	400.00
8	<b>Contingent and Unfunded Liability</b>				<b>Unit</b>	<b>FY 2009/2010</b>	
	<b>(I) Unfunded Liability</b>				Rs. Lakh		
	a. Gratuity/ Pension				Rs. Lakh	31183.00	
	b. Provident Fund				Rs. Lakh		
	c. Accumulated Staff Leave				Rs. Lakh		
	d. Unpaid Share Calls				Rs. Lakh		
	e. Others				Rs. Lakh		
	<b>(II) Contingent Liability</b>				Rs. Lakh		
	a. Litigation				Rs. Lakh		
	b. Guarantee				Rs. Lakh		
	c. Other Claims				Rs. Lakh		

<b>1</b>	<b>Name of Public Enterprise : Agricultural Development Bank Ltd.</b>		
	Address : Ramshah Path, Kathmandu	Liasion Office :	
	Telephone No: 01-4252354	Telephone No:	
	Fax No. : 01-4252355	Fax No. :	
	email : <a href="mailto:info@adbn.gov.np">info@adbn.gov.np</a>	email :	
<b>2</b>	<b>Date of Incorporation :</b> 2024 Magh 07 B.S.	Website : <a href="http://www.adbl.gov.np">www.adbl.gov.np</a>	
	<b>Act of Incorporation :</b> Bank and Financial Institution Act 2063 and Company Act 2063		
<b>3</b>	<b>Objectives :</b> To provide quality Banking and financial services to clients adopting market driven strategy delivering sustained and competitive return on investment.		
<b>4</b>	<b>Share Capital : (Rs. in Crore)</b>	Authorised :	1300.00
	Issued : 960.00	Paid up :	943.75
<b>5</b>	<b>Governing Act :</b> Bank and Financial Institution Act 2063 and Company Act 2063		
<b>6</b>	<b>Line Ministry :</b> Ministry of Finance		
<b>7</b>	<b>Financial Status : (Rs. in Lakh)</b>		
	(A) Profit/Loss		
	Net Profit/Loss for F/Y 2009/10 AD. Rs.	:	18924.00
	Cumulative Profit/Loss-at the end of F/Y 2009/10 AD. Rs.	:	43917.00
	(B) Network Rs. : 108675.00		
	(C) Outstanding loan to be paid to the Nepal Government :		
	<u>Total</u>	<u>Overdue</u>	
	Principal Rs. :	Principal Rs. :	
	Interest Rs. :	Interest Rs. :	
	(D) Outstanding loan to be paid to the bank and other financial institution :		
	Principal Rs. :		
	Interest Rs. :		
	(E) Investment :		
	Loan Investment Rs. :	39582871.00	
	Share Investment Rs. :	83758.00	
	Other Investment Rs. :	4456325.00	
	(F) Dividend to be paid to Nepal Government Rs. : 276000.00		
	(G) Revenue to be paid to Nepal Government (upto 15 July 2010) Rs. :		
	Income Tax Rs. :	Royalty Rs. :	
	Excise Rs. :	Others Rs. :	
	VAT. Rs. :	Total Rs. :	
	(H) Last fiscal year of audit completed : 2009 / 10		
	(I) Total amount of audit irregularities to be cleared Rs. :-		
	(J) Cleared amount of audit irregularities in F/Y 2009/10 Rs. :-		
	(K) Liability of retirement benefit of employees : 48603.75		
	Funded Rs. :		
	Unfunded Rs. :		
<b>8</b>	<b>No. of Employees :</b>	Permanent : 2974	Temporary :
	Contract : 263	Others : :	Total : 3237
<b>9</b>	<b>Brief Statement of present activities and future plan :</b>		
	a. Providing rural, agricultural and commercial loan.		
	b. Expansion of Full fledge Banking services.		
	c.Re- establishment of offices which are affected at the time of insurgency .		
	d.Installation of Core Banking system in process .		

## Financial and Physical Target/Progress/Performance

### Agricultural Development Bank Ltd.

S. No.	Description	Unit	FY 2009/2010		FY 2010/2011		2011/2012
			Actual	Target achieved %	Target	Revised Estimate	Target
1	Total Deposit Collection	Rs. Lakh	(26,870.00)		38,762.00		40,000.00
2	Loan Investment	Rs. Lakh	425,804.00		403,620.00		450,000.00
3	Recovery	Rs. Lakh	376,007.00		375,153.00		430,000.00
4	Overdue Loan	Rs. Lakh	395,829.00				425,029.00
5	Over due Loan Outstanding for more than 3 months	Rs. Lakh	33,094.00				20,000.00
6	Interest Receivable	Rs. Lakh	23,706.00				15,000.00
7	<b>Staff/Labourer</b>	Nos.					
	<b>(a) Employees</b>	Nos.					
	Technical	Nos.	609		590		590
	Non Technical	Nos.	2,365		2,913		2,660
	<b>Permanent</b>	Nos.					
	Officer Level	Nos.	1,118		1,394		1,200
	Assistant Level	Nos.	1,856		2,109		2,060
	<b>Temporary</b>	Nos.					
	Officer Level	Nos.					
	Assistant Level	Nos.					
	<b>Daily Wages</b>	Nos.					
	Officer Level	Nos.					
	Assistant Level	Nos.					
	<b>Contract</b>	Nos.					
	Officer Level	Nos.	1		1		1
	Assistant Level	Nos.	11		11		11
	<b>(b) Labourer</b>	Nos.					
	Permanent	Nos.	310		310		310
	Temporary	Nos.					
	Daily Wages/Contract	Nos.	251		251		251
	<b>(c) Board Members</b>	Nos.					

## Financial and Physical Target/Progress/Performance

### Agricultural Development Bank Ltd.

S. No.	Description	Unit	FY 2009/2010		FY 2010/2011		2011/2012
			Actual	Target achieved %	Target	Revised Estimate	Target
	<b>Financial Details</b>						
1	<b>Gross Operating Income</b>	Rs. Lakh	58,854.00		63,133.00		69,200.00
	Interest income	Rs. Lakh	54,649.00		56,730.00		59,000.00
	Commission	Rs. Lakh	1,017.00		1,500.00		2,500.00
	Exchange Fluctuation Income	Rs. Lakh	0.00		500.00		200.00
	Other Income	Rs. Lakh	3,188.00		4,403.00		7,500.00
2	<b>Total Operating Expenses</b>	Rs. Lakh	71,057.00		60,501.00		62,250.00
	Administrative Expenses	Rs. Lakh	29,508.00		31,999.00		26,000.00
	Interest Expenses	Rs. Lakh	15,080.00		19,452.00		21,000.00
	Depreciation	Rs. Lakh	647.00				650.00
	Amortization Expenses	Rs. Lakh	2,523.00				1,600.00
	Risk Provision	Rs. Lakh	25,822.00		9,050.00		7,000.00
	Other provision	Rs. Lakh			6,600.00		6,000.00
3	Fixed Expenses	Rs. Lakh			602.00		600.00
4	Operating Profit / Loss	Rs. Lakh	(12,203.00)		2,632.00		6,950.00
5	Other Income	Rs. Lakh	24,892.00				25,000.00
6	Provision for Bonus	Rs. Lakh	1,434.00		1,344.59		2,593.00
7	Provision for Tax	Rs. Lakh	3,442.00		5,990.16		10,500.00
8	Net Profit (after bonus and provision)	Rs. Lakh	18,924.00		10,817.25		18,857.00
9	Cash in Hand	Rs. Lakh	13,667.00		18,578.00		19,000.00
10	Cash at Bank	Rs. Lakh	27,947.00		37,962.00		40,000.00
11	Investment	Rs. Lakh	61,514.00		93,000.00		95,000.00
12	Loans and Advances	Rs. Lakh	338,770.00		367,470.00		370,000.00
13	Interest Accrued	Rs. Lakh	23,706.00		23,706.00		16,000.00
14	Bills Purchase	Rs. Lakh					
15	Miscellaneous Assets	Rs. Lakh	21,596.00				50,000.00
16	Net Fixed Assets	Rs. Lakh	9,687.00				9,650.00
17	Non-Banking Assets	Rs. Lakh	2,370.00				1,200.00
18	Item in Transit ( Dr )	Rs. Lakh	669.00				220.00
19	Cumulative Loss	Rs. Lakh	43,917.00				6,262.30
20	Contra A/C	Rs. Lakh	38,041.00				34,000.00
21	Share Capital	Rs. Lakh	94,375.00				94,375.00
22	Capital Grant	Rs. Lakh					
23	Surplus on PL A/C	Rs. Lakh	0.00				
24	General Reserve	Rs. Lakh	14,300.00				12,000.00
25	Share Holders Fund	Rs. Lakh	108,675.00				
26	Loans and Borrowings	Rs. Lakh	2,596.00				
27	Deposites	Rs. Lakh	338,760.00				405,123.00
28	Long term Loan	Rs. Lakh	23,000.00				1,500.00
29	Short Term Loan	Rs. Lakh	0.00				
30	Bills Payable	Rs. Lakh	0.00				
31	Item in Transit ( Cr )	Rs. Lakh	0.00				
32	Other Liabilities	Rs. Lakh	0.00				
33	Contra A/C	Rs. Lakh	0.00				
34	Net Capital Employed	Rs. Lakh	29,276.00		(19,772.00)		0.00
35	Net Worth	Rs. Lakh	108,675.00				

## Financial and Physical Target/Progress/Performance

### Agricultural Development Bank Ltd.

S. No.	Description	Unit	FY 2009/2010		FY 2010/2011		2011/2012
			Actual	Target achieved %	Target	Revised Estimate	Target
<b>Financial Status</b>							
1	Loans Advances / Deposit Ratio	Ratio	1.22:1		1.11:1		1.05:1
2	Overdue Loan / Loan Portfolio	Ratio	0.08:1		0.08:1		0.05:1
3	Return on Equity	Percentage	17		10		20
4	Operating Exp. / Operating Income	Percentage	125		97.00		90
5	Debt. Equity Ratio	Ratio	0.02:1		0.01:1		0.01:2
6	Advances & Investment Portfolio/Deposit	Ratio	1.22:1		1.36:1		1.28:1
7	Vault / Deposit	Percentage	4		5		5
8	Cash & Bank / Deposit	Ratio	0		0		0
9	Total Interest / Loan & Investment	Percentage	12		12		11
10	Total Interest Exp. / Deposit & Borrowing	Percentage	4		6		5
11	Interest Exp. / Interest Income	Ratio	0.28:1		0.35 :1		0.36:1
12	Interest Income / Operating Income	Percentage	93		86		85
13	Employees' Productivity	Rs. Lakh	58,854.00		67,271		69,200.00
14	Administrative Overhead	Percentage	42		42		41
15	Break Even Point (Value)		100,000.00				
<b>Subsidy, Loan &amp; Liabilities</b>							
<b>1 Subsidy Received</b>							
	a. From GON	Rs. Lakh					
	b. International Institution	Rs. Lakh					
<b>2 Loans</b>							
<b>From GON</b>							
	a. Loan Amount Received	Rs. Lakh					
	b. Loan Amount Paid	Rs. Lakh					
<b>From Banks and Financial Institutions</b>							
	a. Loan Amount Received	Rs. Lakh					
	b. Loan Amount Paid	Rs. Lakh					
<b>From International Institutions</b>							
	a. Loan Amount Received	Rs. Lakh					
	b. Loan Amount Paid	Rs. Lakh					
<b>Others</b>							
	a. Loan Amount Received	Rs. Lakh					
	b. Loan Amount Paid	Rs. Lakh					
<b>3 Loan &amp; Liabilities Outstanding</b>							
	a. GON	Rs. Lakh					
	b. Banks & Financial Institutions	Rs. Lakh					
	c. International Institutions	Rs. Lakh					
	d. Others	Rs. Lakh	2,596.00				

## Financial and Physical Target/Progress/Performance

### Agricultural Development Bank Ltd.

S. No.	Description	Unit	FY 2009/2010		FY 2010/2011		2011/2012
			Actual	Target achieved %	Target	Revised Estimate	Target
4	<b>Amount Paid to GON</b>						
	a. Principal	Rs. Lakh					
	b. Interest	Rs. Lakh					
	c. Royalty	Rs. Lakh					
	d. Dividend	Rs. Lakh					
	e. Income Tax	Rs. Lakh	10,296.00				
	f. Value Added Tax	Rs. Lakh					
	g. Excise Duty	Rs. Lakh					
	h. Others	Rs. Lakh					
5	<b>Liabilities Payable to GON</b>						
	a. Principal	Rs. Lakh					
	b. Interest	Rs. Lakh					
	c. Royalty	Rs. Lakh					
	d. Dividend	Rs. Lakh	2,760.00				
	e. Income Tax	Rs. Lakh					
	f. Value Added Tax	Rs. Lakh					
	g. Excise Duty	Rs. Lakh					
	h. Others	Rs. Lakh					
6	<b>Share Structure</b>						
	a. GON	Rs. Lakh	16,250.00		16,250		16,250.00
	b. Corporation	Rs. Lakh					
	c. Private Sector	Rs. Lakh	14,125.00		14,125		14,125.00
7	<b>Miscellaneous</b>						
	Foreign Currency	US\$					
	a. Foreign Currency Expenditure on Import	US\$ in Lakh					
	b. Foreign Currency Expenditure on Export	US\$ in Lakh					
8	<b>Provision for Distribution from Net Income</b>	Rs. Lakh					
	a. Bonus	Rs. Lakh	1,434.00		1,481		2,593.00
	b. Income Tax	Rs. Lakh	3,442.00		5,830		10,500.00
	c. Dividend	Rs. Lakh					
	d. Employee Welfare Fund	Rs. Lakh					
	e. Reserve Fund	Rs. Lakh	2,897.00				
	f. VAT	Rs. Lakh					
	g. Excise	Rs. Lakh					
	h. Others	Rs. Lakh					
9	<b>Contingent and Unfunded Liability</b>				<b>Unit</b>	<b>FY 2009/2010</b>	
	<b>(I) Unfunded Liability</b>				Rs. Lakh		
	a. Gratuity/ Pension				Rs. Lakh		
	b. Provident Fund				Rs. Lakh		
	c. Accumulated Staff Leave				Rs. Lakh		
	d. Unpaid Share Calls				Rs. Lakh		
	e. Others				Rs. Lakh		
	<b>(II) Contingent Liability</b>				Rs. Lakh	38041	
	a. Litigation				Rs. Lakh		
	b. Guarantee				Rs. Lakh		
	c. Other Claims				Rs. Lakh	38041	

1	<b>Name of Public Enterprise : National Insurance Corporation</b>							
	Address : Central Office,RamsahaPath,Kathmandu Telephone No: 4262520, 4262575 Fax No. : 4262610 email : <a href="mailto:beema@wlink.com.np">beema@wlink.com.np</a>	Liason Office : Telephone No: Fax No. : email : Website : <a href="http://www.beema.com.np">www.beema.com.np</a>						
2	<b>Date of Incorporation</b> : 2024/9/1 B.S. <b>Act of Incorporation</b> : National Insurance Corporation Act, 2025							
3	<b>Objectives</b> : Life and Non-life Insurance							
4	<b>Share Capital : (Rs. in Crore)</b> Issued :	Authorised : 10 Paid up : 13.36						
5	<b>Governing Act</b> : National Insurance Corporation Act, 2025							
6	<b>Line Ministry</b> : Ministry of Finance							
7	<b>Financial Status : (Rs. in Lakh)</b> (A) Profit/Loss : Net Profit/Loss for F/Y 2009/10 AD. Rs. : Life : 3104 & Non Life : 615 Cumulative Profit/Loss at the end of F/Y 2009/10 AD. Rs. : (B) Networth Rs. : Life : 1630 & Non Life : 7413 (C) Outstanding loan to be paid to the Nepal Government : <table border="0"> <tr> <td><u>Total</u></td> <td><u>Overdue</u></td> </tr> <tr> <td>Principal Rs. :</td> <td>Principal Rs. :</td> </tr> <tr> <td>Interest Rs. :</td> <td>Interest Rs. :</td> </tr> </table> (D) Outstanding loan to be paid to the bank and other financial institution : Principal Rs. : Interest Rs. : (E) Investment : Loan Investment Rs. : Share Investment Rs. : Other Investment Rs. : (F) Dividend to be paid to Nepal Government Rs. : (G) Revenue to be paid to Nepal Government (upto 15 July 2010) Rs. : Income Tax Rs. : Royalty Rs. : Excise Rs. : Others Rs. : VAT, Rs. : Total Rs. : (H) Last fiscal year of audit completed : 2002/03 (I) Total amount of audit irregularities to be cleared Rs. : (J) Cleared amount of audit irregularities in F/Y 2009/10 Rs. : (K) Liability of retirement benefit of employees : Funded Rs. : Unfunded Rs. :		<u>Total</u>	<u>Overdue</u>	Principal Rs. :	Principal Rs. :	Interest Rs. :	Interest Rs. :
<u>Total</u>	<u>Overdue</u>							
Principal Rs. :	Principal Rs. :							
Interest Rs. :	Interest Rs. :							
8	<b>No. of Employees</b> : Contract : 12	Permanent : 222 Others : Temporary : Total : 234						
9	<b>Brief Statement of present activities and future plan</b> : a) To conduct life and non-life insurance business. b) To conduct pending audit. To separate life and non-life insurance business. c) To invest capital in high return areas. d) To increase market share in insurance business. e) To initiate the business as reinsurer company.							

## Financial and Physical Target/Progress/Performance

National Insurance Corporation		(Life Insurance)					
S. No.	Description	Unit	FY 2009/2010		FY 2010/2011		2011/2012
			Actual	Target achieved %	Target	Revised Estimate	Target
<b>1</b>	<b>Total Premium</b>	<b>Rs. Lakh</b>	<b>8914.00</b>		<b>9805.40</b>	<b>10072.82</b>	<b>9716.26</b>
	a. Individual	Rs. Lakh	8903.00		9793.30	10060.39	9704.27
	b. Collective	Rs. Lakh	11.00		12.10	12.43	11.99
	1.1 Reinsurance Premium	Rs. Lakh	178.28		196.11	201.46	194.33
<b>2</b>	<b>Net Premium</b>	<b>Rs. Lakh</b>	<b>8735.72</b>		<b>9609.29</b>	<b>9871.36</b>	<b>9521.93</b>
	a. Reinsurance Commission	Rs. Lakh	26.74		29.42	30.22	29.15
	b. Investment Income	Rs. Lakh	7066.28		7428.01	7576.57	7724.93
	c. Other Income	Rs. Lakh	2.00		3.00	3.06	3.12
	d. Claim & Surrender Value	Rs. Lakh	9479.00		10426.90	10711.27	10332.11
	e. Increase in Life Insurance Fund	Rs. Lakh	3269.03		4091.94	4399.65	4366.88
<b>3</b>	<b>Closing Inventory</b>	<b>Rs. Lakh</b>					
<b>4</b>	<b>Staff/Labourer</b>	<b>Nos.</b>	<b>108</b>		<b>118</b>	<b>118</b>	<b>151</b>
	(a) Employees	Nos.					
	Technical	Nos.					
	Non Technical	Nos.					
	<b>Permanent</b>	Nos.	100		100	100	133
	Officer Level	Nos.	46		46	46	59
	Assistant Level	Nos.	54		54	54	74
	<b>Temporary</b>	Nos.					
	Officer Level	Nos.					
	Assistant Level	Nos.					
	<b>Daily Wages</b>	Nos.					
	Officer Level	Nos.					
	Assistant Level	Nos.					
	<b>Contract</b>	Nos.	8		18	18	18
	Officer Level	Nos.	1		2	2	2
	Assistant Level	Nos.	7		16	16	16
	(b) Labourer	Nos.					
	Permanent	Nos.					
	Temporary	Nos.					
	Daily Wages/Contract	Nos.					
	(c) Board members	Nos.	6		6	7	7
<b>5</b>	<b>Dealers/Distributor</b>	<b>Nos.</b>	<b>2871.40</b>		<b>3000.00</b>	<b>3000.00</b>	<b>3150.00</b>



## Financial and Physical Target/Progress/Performance

### National Insurance Corporation

(Life Insurance)

S. No.	Description	Unit	FY 2009/2010		FY 2010/2011		2011/2012
			Actual	Target achieved %	Target	Revised Estimate	Target
	<b>Financial Details</b>						
1	<b>Gross Operating Income</b>	Rs. Lakh	<b>15828.74</b>		<b>17573.00</b>	<b>17924.46</b>	<b>18382.15</b>
	Investment income	Rs. Lakh	7066.28		7428.01	7576.57	7724.93
	Net Premium	Rs. Lakh	8735.72		9609.29	9871.36	9521.93
	Reinsurance commission	Rs. Lakh	26.74		29.42	30.22	29.15
2	<b>Total Operating Expenses</b>	Rs. Lakh	<b>10795.14</b>		<b>11627.05</b>	<b>11633.73</b>	<b>12087.16</b>
	Administrative Expenses	Rs. Lakh	507.00		704.00	708.00	1015.00
	Interest Expenses	Rs. Lakh					
	Service Fee	Rs. Lakh	89.14		98.05	100.73	97.16
	Agent Commission	Rs. Lakh	720.00		925.00	925.00	975.00
	Claim & Surrender Value	Rs. Lakh	9479.00		9900.00	9900.00	10000.00
3	Operating Profit/Loss	Rs. Lakh	<b>5033.60</b>		<b>5945.95</b>	<b>6290.73</b>	<b>6294.99</b>
4	Other Income	Rs. Lakh	2.00		3.00	3.06	3.12
5	Provision (Bonus)	Rs. Lakh	165.00		180.00	180.00	180.00
6	Provision (Tax)	Rs. Lakh	1766.57		1857.00	1894.14	1931.23
7	Net Profit (After Bonus & Tax Provision)	Rs. Lakh	3104.03		3911.94	4219.65	4186.88
8	Total Fixed Expenses	Rs. Lakh	27.00		30.00	30.00	31.50
9	Cash in hand	Rs. Lakh	2.00		3.00	3.00	3.00
10	Bank Balance	Rs. Lakh	2832.00		3115.20	3200.16	3086.88
11	Net Fixed Assets	Rs. Lakh	103.00		113.30	116.39	112.27
12	Capital Working in Progress	Rs. Lakh					
13	Investment	Rs. Lakh	108712.00		114277.00	116562.54	118845.00
14	Current Assets	Rs. Lakh	8368.00		9204.80	9455.84	9121.12
15	Current Liabilities	Rs. Lakh	8773.00		9650.30	9913.49	9562.57
16	Working Capital	Rs. Lakh	(405.00)		(445.50)	(457.65)	(441.45)
17	Unamortized Expenses	Rs. Lakh					
18	Cummulative Loss	Rs. Lakh					
19	Net Capital Employed	Rs. Lakh					
20	Net Worth	Rs. Lakh	1630.00		3000.00	3000.00	3100.00
21	Share Capital	Rs. Lakh	1293.00		2500.00	2500.00	2500.00
22	Life Insurance Fund	Rs. Lakh	103609.00		107700.94	108008.65	112067.82
23	Surplus	Rs. Lakh					
24	General Reserve	Rs. Lakh	337.00		500.00	500.00	600.00
25	Share Holders Fund	Rs. Lakh	1630.00		3000.00	3000.00	3100.00
26	Long term Loan	Rs. Lakh					
27	Short term Loan	Rs. Lakh					
28	Installment Due	Rs. Lakh					
29	Closing Debtors	Rs. Lakh	348.00		382.80	393.24	379.32
30	Reinsurance Outstanding	Rs. Lakh	785.00		863.50	887.05	855.65

## Financial and Physical Target/Progress/Performance

**National Insurance Corporation** (Life Insurance)

S. No.	Description	Unit	FY 2009/2010		FY 2010/2011		2011/2012
			Actual	Target achieved %	Target	Revised Estimate	Target
	<b>Financial Ratio</b>						
1	Net Profit Ratio	Ratio	0.35		0.40	0.42	0.43
2	Return on Capital Employed	Percentage	240.06		156.48	168.79	167.48
3	Return on Equity	Percentage	190.43		130.40	140.66	135.06
4	Operating Expences Ratio	Percentage	68.20		66.16	64.90	65.75
5	Current Assets/Current Liabilities	Ratio	0.95		0.95	0.95	0.95
6	Quick/Acid Test Ratio	Ratio	0.95		0.95	0.95	0.95
7	Fixed Assets Turnover Ratio	Percentage	0.01		0.01	0.01	0.01
8	Emplyoees Productivity (in total operating income)	Rs. Lakh	146.56		148.92	151.90	121.74
9	Administrative Overhead Ratio	Percentage	3.20		4.01	3.95	5.52
10	Break Even Point	Rs. Lakh					
	<b>Subsidy, Loan and Liabilities</b>						
1	<b>Subsity Received</b>	Rs. Lakh					
	a) From GON	Rs. Lakh					
	b) From International Institutions	Rs. Lakh					
2	<b>Loan</b>	Rs. Lakh					
	<b>From GON</b>	Rs. Lakh					
	a. Loan amount received	Rs. Lakh					
	b. Loan amount paid	Rs. Lakh					
	<b>From Banks and Financial Institutions</b>	Rs. Lakh					
	a. Loan amount received	Rs. Lakh					
	b. Loan amount paid	Rs. Lakh					
	<b>International Institutions</b>	Rs. Lakh					
	a. Loan amount Received	Rs. Lakh					
	b. Loan Amount Paid	Rs. Lakh					
	<b>Other</b>	Rs. Lakh					
	a. Loan Amount Received	Rs. Lakh					
	b. Loan amount paid	Rs. Lakh					
3	<b>Loan &amp; Liabilities Outstanding</b>	Rs. Lakh					
	a. GON	Rs. Lakh					
	b. Bank & Financial Institution	Rs. Lakh					
	c. International Institution	Rs. Lakh					
	d. Others	Rs. Lakh					

## Financial and Physical Target/Progress/Performance

National Insurance Corporation			(Life Insurance)				
S. No.	Description	Unit	FY 2009/2010		FY 2010/2011		2011/2012
			Actual	Target achieved %	Target	Revised Estimate	Target
4	<b>Amount Paid to GON</b>	Rs. Lakh					
	a. Principal Amount	Rs. Lakh					
	b. Interest	Rs. Lakh					
	c. Royalty	Rs. Lakh					
	d. Dividend	Rs. Lakh					
	e. Income Tax	Rs. Lakh	451.00		656.00	656.00	805.00
	f. Value Added Tax	Rs. Lakh					
	g. Excise Duty	Rs. Lakh					
	h. Others	Rs. Lakh					
5	<b>Liabilities Payable to GON</b>	Rs. Lakh					
	a. Principal Amount	Rs. Lakh					
	b. Interest	Rs. Lakh					
	c. Royalty	Rs. Lakh					
	d. Dividend	Rs. Lakh					
	e. Income Tax	Rs. Lakh					
	f. Value Added Tax	Rs. Lakh					
	g. Excise Duty	Rs. Lakh					
	h. Others	Rs. Lakh					
6	<b>Share Structure</b>	Rs. Lakh					
	a. GON	Rs. Lakh	27.78		694.50	694.50	694.50
	b. Nepal Rastra Bank	Rs. Lakh	55.55		1388.75	1388.75	1388.75
	c. Nepal Bank Ltd.	Rs. Lakh	16.67		416.75	416.75	416.75
7	<b>d. Miscellaneous</b>						
	Foreign Currency	US\$					
	a. Foreign Currency Expenditure on Import	US\$ in Lakh					
	b. Foreign Currency Received from Export	US\$ in Lakh					
8	<b>Provision for Distribution from Net Income</b>	Rs. Lakh					
	a. Bonus	Rs. Lakh					
	b. Income Tax	Rs. Lakh					
	c. Dividend	Rs. Lakh					
	d. Employee Welfare Fund	Rs. Lakh					
	e. Reserve Fund	Rs. Lakh					
	f. VAT	Rs. Lakh					
	g. Excise	Rs. Lakh					
	h. Others	Rs. Lakh					
9	<b>Contingent and Unfunded Liability</b>				<b>Unit</b>	<b>FY 2009/2010</b>	
	<b>(I) Unfunded Liability</b>				Rs. Lakh		
	a. Gratuity/ Pension				Rs. Lakh		
	b. Provident Fund				Rs. Lakh		
	c. Accumulated Staff Leave				Rs. Lakh		
	d. Unpaid Share Calls				Rs. Lakh		
	e. Others				Rs. Lakh		
	<b>(II) Contingent Liability</b>				Rs. Lakh		
	a. Litigation				Rs. Lakh		
	b. Guarantee				Rs. Lakh		
	c. Other Claims				Rs. Lakh		

## Financial and Physical Target/Progress/Performance

### National Insurance Corporation

(Non Life Insurance)

S. No.	Description	Unit	FY 2009/2010		FY 2010/2011		2011/2012
			Actual	Target achieved %	Target	Revised Estimate	Target
<b>1</b>	<b>Net Premium</b>	<b>Rs. Lakh</b>	<b>1422.50</b>		<b>1379.12</b>	<b>1710.49</b>	<b>1906.85</b>
	a. Fire Insurance	Rs. Lakh	80.04		88.04	158.62	92.50
	b. Marine Insurance	Rs. Lakh	93.04		245.33	20.60	255.35
	c. Aviation Insurance	Rs. Lakh	307.89		17.00	28.84	32.00
	d. Engineering	Rs. Lakh	1.51		1.75	6.18	2.00
	e. Motor	Rs. Lakh	726.04		727.00	741.25	825.00
	f. Other Insurance	Rs. Lakh	213.98		300.00	755.00	700.00
<b>2</b>	<b>Reinsurance Premium</b>	<b>Rs. Lakh</b>	<b>2503.31</b>		<b>3214.52</b>	<b>3489.18</b>	<b>3936.15</b>
	a. Fire Insurance	Rs. Lakh	240.12		264.14	131.04	277.50
	b. Marine Insurance	Rs. Lakh	217.10		105.13	8.32	109.65
	c. Aviation Insurance	Rs. Lakh	1050.14		1545.00	1410.24	1568.00
	d. Engineering	Rs. Lakh	4.52		5.25	2.08	6.00
	e. Motor	Rs. Lakh	594.03		595.00	492.50	675.00
	f. Other Insurance	Rs. Lakh	397.40		700.00	1445.00	1300.00
<b>3</b>	<b>Total Premium</b>	<b>Rs. Lakh</b>	<b>3925.81</b>		<b>4593.64</b>	<b>5199.67</b>	<b>5843.00</b>
	a. Fire Insurance	Rs. Lakh	320.16		352.18	289.66	370.00
	b. Marine Insurance	Rs. Lakh	310.14		350.46	28.92	365.00
	c. Aviation Insurance	Rs. Lakh	1358.03		1562.00	1439.08	1600.00
	d. Engineering	Rs. Lakh	6.03		7.00	8.26	8.00
	e. Motor	Rs. Lakh	1320.07		1322.00	1233.75	1500.00
	f. Other Insurance	Rs. Lakh	611.38		1000.00	2200.00	2000.00
4	<b>Closing Inventory</b>	Rs. Lakh					
5	<b>Staff/Labourer</b>	Nos.					
	<b>(a) Employees</b>	Nos.	126		130	130	168
	Technical	Nos.					
	Non Technical	Nos.					
	<b>Permanent</b>	Nos.	122		110	110	148
	Officer Level	Nos.	34		50	50	63
	Assistant Level	Nos.	88		60	60	85
	<b>Temporary</b>	Nos.					
	Officer Level	Nos.					
	Assistant Level	Nos.					
	<b>Daily Wages</b>	Nos.					
	Officer Level	Nos.					
	Assistant Level	Nos.					
	<b>Contract</b>	Nos.	4		20	20	20
	Officer Level	Nos.	3		3	3	3
	Assistant Level	Nos.	1		17	17	17
	<b>(b) Labourer</b>	Nos.					
	Permanent	Nos.					
	Temporary	Nos.					
	Daily Wages/Contract	Nos.					
	<b>(c) Board members</b>	Nos.	6		6	7	7
6	<b>Dealers/Distributor</b>	Nos					

## Financial and Physical Target/Progress/Performance

### National Insurance Corporation

(Non Life Insurance)

S. No.	Description	Unit	FY 2009/2010		FY 2010/2011		2011/2012
			Actual	Target achieved %	Target	Revised Estimate	Target
	<b>Financial Details</b>						
1	<b>Gross Operating Income</b>	Rs. Lakh	<b>1874.06</b>		<b>1956.01</b>	<b>1858.03</b>	<b>2008.70</b>
	Investment Income	Rs. Lakh	865.06		896.56	903.56	928.06
	Surplus in Insurance A/C	Rs. Lakh	1009.00		1059.45	954.47	1080.64
	a. Fire Insurance	Rs. Lakh	324.00		340.20	312.27	347.00
	b. Marine Insurance	Rs. Lakh	87.00		91.35	7.21	93.18
	c. Aviation Insurance	Rs. Lakh	58.00		60.90	65.16	62.12
	d. Engineering	Rs. Lakh	18.00		18.90	11.33	19.28
	e. Motor	Rs. Lakh	197.00		206.85	132.50	210.99
	f. Other Insurance	Rs. Lakh	325.00		341.25	426.00	348.08
2	<b>Total Operating Expenses</b>	Rs. Lakh	<b>823.10</b>		<b>850.00</b>	<b>890.35</b>	<b>940.00</b>
	Administrative Expenses	Rs. Lakh	800.00		827.00	868.35	915.00
	Interest Expenses	Rs. Lakh					
	Depreciation	Rs. Lakh	23.10		23.00	22.00	25.00
	Amortization Expenses	Rs. Lakh					
3	Operating Profit/Loss	Rs. Lakh	1050.96		1106.01	967.68	1068.70
4	Other Income	Rs. Lakh	3.00		3.00	3.00	3.00
5	Provision (Bonus)	Rs. Lakh	113.00		116.00	116.00	120.00
6	Provision (Tax)	Rs. Lakh	325.00		365.00	365.00	380.00
7	Net Profit (After Bonus & Tax)	Rs. Lakh	615.96		628.01	489.68	571.70
8	Total Fixed Expenses	Rs. Lakh					
9	Net Fixed Assets	Rs. Lakh	295.00		310.00	310.00	345.00
10	Capital Working in Progress	Rs. Lakh					
11	<b>Investment</b>	Rs. Lakh	<b>12358.00</b>		<b>12808.00</b>	<b>12908.00</b>	<b>13258.00</b>
	Government Bond	Rs. Lakh	3295.00		3295.00	3295.00	3295.00
	Share	Rs. Lakh	4898.00		4898.00	4898.00	4898.00
	Time Deposit	Rs. Lakh	3700.00		3900.00	4000.00	4150.00
	Others	Rs. Lakh	465.00		715.00	715.00	915.00
12	Current Assets	Rs. Lakh	9072.00		9525.60	9525.00	9110.72
13	Current Liabilities	Rs. Lakh	13062.00		12800.76	12800.76	11700.00
14	Working Capital	Rs. Lakh	(3990.00)		(3275.16)	(3275.76)	(2589.28)
15	Unamortized Expenses	Rs. Lakh					
16	Cummulative Loss	Rs. Lakh					
17	Net Capital Employed	Rs. Lakh					
18	Net Worth	Rs. Lakh	7413.00		8041.01	7902.68	8612.71
19	Share Capital	Rs. Lakh	1243.00		1243.00	1243.00	1243.00
20	Share Premium	Rs. Lakh	30.00		30.00	30.00	30.00
21	Surplus	Rs. Lakh					
22	General Reserve	Rs. Lakh	6140.00		6768.01	6629.68	7339.71
23	Share Holders Fund	Rs. Lakh	7413.00		8041.01	7902.68	8612.71
24	Long term Loan	Rs. Lakh					
25	Short term Loan	Rs. Lakh					
26	Unearn Premium	Rs. Lakh					
27	Reinsurnace Receivable	Rs. Lakh	417.00		437.85	510.00	960.00
28	Reinsurnace Payable	Rs. Lakh	4243.00		4158.14	3850.00	4050.00

## Financial and Physical Target/Progress/Performance

### National Insurance Corporation

(Non Life Insurance)

S. No.	Description	Unit	FY 2009/2010		FY 2010/2011		2011/2012
			Actual	Target achieved %	Target	Revised Estimate	Target
	<b>Financial Ratio</b>	Percentage					
1	Net Profit Ratio	Percentage	15.69		13.67	9.42	9.78
2	Return on Capital Employed	Percentage	49.55		50.52	39.40	45.99
3	Return on Equity	Percentage	8.31		7.81	6.20	6.64
4	Operating Expenses Ratio	Percentage	43.92		43.46	47.92	46.80
5	Current Assets/Current Liabilities	Ratio	0.69		0.74	0.74	0.78
6	Quick Ratio	Ratio					
7	Investment Income/ Investment	Percentage	7.00		7.00	7.00	7.00
8	Investment in Gov. Bond/Total Investment	Percentage	26.66		25.73	25.53	24.85
9	Debtors Turnover Ratio	Ratio					
10	Reinsurance Receivable/Reinsurance Payable	Ratio	0.10		0.11	0.13	0.24
11	Employees Productivity (in total operating income)	Rs. Lakh	14.87		15.05	14.29	11.96
12	Administrative Overhead Ratio	Percentage	42.69		42.28	46.73	45.55
13	Reinsurance Premium/Total Premium	Percentage	63.77		69.98	67.10	67.37
14	Unearn Premium/ Total Premium	Percentage					
15	Break Even Point	Rs. Lakh					
	<b>Subsidy, Loan and Liabilities</b>						
1	<b>Subsidy Received</b>	Rs. Lakh					
	a) From GON	Rs. Lakh					
	b) From International Institutions	Rs. Lakh					
2	<b>Loan</b>	Rs. Lakh					
	<b>From GON</b>	Rs. Lakh					
	a. Loan amount received	Rs. Lakh					
	b. Loan amount paid	Rs. Lakh					
	<b>From Banks and Financial Institutions</b>	Rs. Lakh					
	a. Loan amount received	Rs. Lakh					
	b. Loan amount paid	Rs. Lakh					
	<b>International Institutions</b>	Rs. Lakh					
	a. Loan amount Received	Rs. Lakh					
	b. Loan Amount Paid	Rs. Lakh					
	<b>Other</b>	Rs. Lakh					
	a. Loan Amount Received	Rs. Lakh					
	b. Loan amount paid	Rs. Lakh					
3	<b>Loan &amp; Liabilities Outstanding</b>	Rs. Lakh					
	a. GON	Rs. Lakh					
	b. Bank & Financial Institution	Rs. Lakh					
	c. International Institution	Rs. Lakh					
	d. Others	Rs. Lakh					

## Financial and Physical Target/Progress/Performance

### National Insurance Corporation

(Non Life Insurance)

S. No.	Description	Unit	FY 2009/2010		FY 2010/2011		2011/2012
			Actual	Target achieved %	Target	Revised Estimate	Target
4	<b>Amount Paid to GON</b>	Rs. Lakh					
	a. Principal Amount	Rs. Lakh					
	b. Interest	Rs. Lakh					
	c. Royalty	Rs. Lakh					
	d. Dividend	Rs. Lakh					
	e. Income Tax	Rs. Lakh	157.00		137.00	137.00	175.00
	f. Value Added Tax	Rs. Lakh	395.00		558.00	558.00	600.00
	g. Excise Duty	Rs. Lakh					
	h. Others	Rs. Lakh					
5	<b>Liabilities Payable to GON</b>	Rs. Lakh					
	a. Principal Amount	Rs. Lakh					
	b. Interest	Rs. Lakh					
	c. Royalty	Rs. Lakh					
	d. Dividend	Rs. Lakh					
	e. Income Tax	Rs. Lakh					
	f. Value Added Tax	Rs. Lakh					
	g. Excise Duty	Rs. Lakh					
	h. Others	Rs. Lakh					
6	<b>Share Structure</b>	Rs. Lakh					
	a. GON	Rs. Lakh	584.21		584.21	584.21	584.21
	b. Nepal Rastra Bank	Rs. Lakh	361.63		361.63	361.63	361.63
	c. Nepal Bank Ltd.	Rs. Lakh	137.17		137.17	137.17	137.17
7	<b>d. Miscellaneous</b>						
	Foreign Currency	US\$					
	a. Foreign Currency Expenditure on Import	US\$ in Lakh					
	b. Foreign Currency Received from Export	US\$ in Lakh					
8	<b>Provision for Distribution from Net Income</b>	Rs. Lakh					
	a. Bonus	Rs. Lakh					
	b. Income Tax	Rs. Lakh					
	c. Dividend	Rs. Lakh					
	d. Employee Welfare Fund	Rs. Lakh					
	e. Reserve Fund	Rs. Lakh					
	f. VAT	Rs. Lakh					
	g. Excise	Rs. Lakh					
	h. Others	Rs. Lakh					
9	<b>Contingent and Unfunded Liability</b>				<b>Unit</b>	<b>FY 2009/2010</b>	
	<b>(I) Unfunded Liability</b>				Rs. Lakh		
	a. Gratuity/ Pension				Rs. Lakh		
	b. Provident Fund				Rs. Lakh		
	c. Accumulated Staff Leave				Rs. Lakh		
	d. Unpaid Share Calls				Rs. Lakh		
	e. Others				Rs. Lakh		
	<b>(II) Contingent Liability</b>				Rs. Lakh		
	a. Litigation				Rs. Lakh		
	b. Guarantee				Rs. Lakh		
	c. Other Claims				Rs. Lakh		

<b>1</b>	<b>Name of Public Enterprise : Nepal Industrial Development Corporation Ltd.</b>	
	Address : Durbarmarga, Kathmandu Telephone No: 4228322 Fax No. : 4227428 email : <a href="mailto:nidc@nidc.org.np">nidc@nidc.org.np</a>	Liason Office : Telephone No: Fax No. : email : Website : <a href="http://www.nidc.org.np">www.nidc.org.np</a>
<b>2</b>	<b>Date of Incorporation :</b> 2016-3-1 B.S. <b>Act of Incorporation :</b> Bank and Financial Institution Act 2063 and Company Act 2063	
<b>3</b>	<b>Objectives :</b> To provide reliable banking services for the overall development of the country.	
<b>4</b>	<b>Share Capital : (Rs. in Crore)</b> Issued : 60	Authorised : 120 Paid up : 41.58
<b>5</b>	<b>Governing Act :</b> Bank and Financial Institution Act 2063	
<b>6</b>	<b>Line Ministry :</b> Ministry of Industry	
<b>7</b>	<b>Financial Status : (Rs. in Lakh)</b> (A) Profit/Loss Net Profit/Loss for F/Y 2009/10 AD. Rs. : 3545.00 Cumulative Profit/Loss-at the end of F/Y 2009/10 AD. Rs. : (1794.00) (B) Networth Rs. : 7146.24 (C) Outstanding loan to be paid to the Nepal Government : Total Overdue Principal Rs. : Principal Rs. : Interest Rs. : 1525.36 Interest Rs. : 1525.36 (D) Outstanding loan to be paid to the bank and other financial institution : Principal Rs. : Interest Rs. : (E) Investment : Loan Investment Rs. : 11186.00 Share Investment Rs. : 2195.61 Other Investment Rs. : (F) Dividend to be paid to Nepal Government Rs. : (G) Revenue to be paid to Nepal Government (upto 15 July 2010) Rs. : Income Tax Rs. : 169.17 Royalty Rs. : Excise Rs. : Others Rs. : VAT. Rs. : Total Rs. : (H) Last fiscal year of audit completed : 2009 /10 (I) Total amount of audit irregularities to be cleared Rs. : (J) Cleared amount of audit irregularities in F/Y 2009/10 Rs. (K) Liability of retirement benefit of employees : Funded Rs. : Unfunded Rs. :	
<b>8</b>	<b>No. of Employees :</b> Contract : 40	Permanent : 51 Others : 7 Temporary : Total : 98
<b>9</b>	<b>Brief Statement of present activities and future plan :</b> a) Banking transaction was commenced from 2066/10/25 with latest technologies. b) AGM Will be conducted within this fiscal year. c)To dispose off promoter shares of NABIL Bank Ltd & NIDC Capital Markets Ltd, in proper time within the year. d) To expand banking network in regional offices Nepalgang & Dhangadi to sustain in the competative environment. e) To recruit qualified and capable human resources as per requirement and to provide necessary training to them. f) To increase share capital of Rs 18.41 crore by further public issue to meet the capital requirement. g) Debt recovery & restructcturing of the loan will be done as per the requirement. h) To strength the Corporate Governance.	



### Financial and Physical Target/Progress/Performance

#### Nepal Industrial Development Corporation Ltd.

S. No.	Description	Unit	FY 2009/2010		FY 2010/2011		2011/2012
			Actual	Target achieved %	Target	Revised Estimate	Target
1	Total Deposit Collection	Rs. Lakh	910	30.33	5910		6796
2	Loan Investment	Rs. Lakh	1225	6.25	8000		9200
3	Recovery	Rs. Lakh	2640	105.60	2883		3000
4	Overdue Loan	Rs. Lakh	11186		16256		22456
5	Over due Loan Outstanding for more than 3 months	Rs. Lakh	9961		16256		5078
6	Interest Receivable	Rs. Lakh	25164		23151		22000
7	<b>Staff/Labourer</b>	Nos.	98		120		120
	<b>(a) Employees</b>	Nos.					
	Technical	Nos.					
	Non Technical	Nos.					
	<b>Permanent</b>	Nos.					
	Officer Level	Nos.	51		73		73
	Assistant Level	Nos.	33		43		43
	<b>Temporary</b>	Nos.	18		30		30
	Officer Level	Nos.	0		0		0
	Assistant Level	Nos.					
	<b>Daily Wages</b>	Nos.					
	Officer Level	Nos.					
	Assistant Level	Nos.	3		3		3
	<b>Contract</b>	Nos.	40		40		40
	Officer Level	Nos.	3		4		4
	Assistant Level	Nos.	37		36		36
	<b>(b) Labourer</b>	Nos.					
	Permanent	Nos.					
	Temporary	Nos.					
	Daily Wages/Contract	Nos.					
	<b>(c) Board members</b>	Nos.	4		4		4

## Financial and Physical Target/Progress/Performance

### Nepal Industrial Development Corporation Ltd.

S. No.	Description	Unit	FY 2009/2010		FY 2010/2011		2011/2012
			Actual	Target achieved %	Target	Revised Estimate	Target
	<b>Financial Details</b>						
1	<b>Gross Operating Income</b>	Rs. Lakh	2175	83.18	2734		3144
	Interest income	Rs. Lakh	1543	85.67	2132		2452
	Commission	Rs. Lakh	0		90		104
	Exchange Fluctuation Income	Rs. Lakh	0		0		0
	Other Income	Rs. Lakh	632	78.63	512		589
2	<b>Total Operating Expenses</b>	Rs. Lakh	583	8616.00	1052		1210
	Administrative Expenses	Rs. Lakh	503	113.68	709		815
	Interest Expenses	Rs. Lakh	43	63.24	283		326
	Depreciation	Rs. Lakh	37	60.94	60		69
	Amortization Expenses	Rs. Lakh	0	0.00	0		0
	Risk Provision	Rs. Lakh	(2553)	87.13	(2803)		(3223)
	Other provision	Rs. Lakh					0
3	Fixed Expenses	Rs. Lakh					0
4	Operating Profit / Loss	Rs. Lakh	4145	83.53	4485		5157
5	Other Income	Rs. Lakh	231		2995		3444
6	Provision for Bonus	Rs. Lakh	324	88.20	554		637
7	Provision for Tax	Rs. Lakh	507	36.78	1313		1510
8	Net Profit (after bonus and provision)	Rs. Lakh	3545	110.23	5612		6454
9	Cash in Hand	Rs. Lakh	2558	0.10	0		0
10	Cash at Bank	Rs. Lakh	6156	70.46	15202		17482
11	Investment	Rs. Lakh	1468	100.00	1346		1548
12	Loans and Advances	Rs. Lakh	1474	6.62	8635		9930
13	Interest Accrued	Rs. Lakh	0				0
14	Bills Purchase	Rs. Lakh	0				0
15	Miscellaneous Assets	Rs. Lakh	1906	97.94	3197		3677
16	Net Fixed Assets	Rs. Lakh	1114	117.95	1453		1671
17	Non-Banking Assets	Rs. Lakh	0		544		625
18	Item in Transit ( Dr )	Rs. Lakh	0				0
19	Cummulative Loss	Rs. Lakh	1794				0
20	Contra A/C	Rs. Lakh	0				0
21	Share Capital	Rs. Lakh	4158	69.30	6000		6400
22	Capital Grant	Rs. Lakh	0				0
23	Surplus on PL A/C	Rs. Lakh	0	0.00	2681		3084
24	General Reserve	Rs. Lakh	2988	239.99	5073		6334
25	Share Holders Fund	Rs. Lakh	7146	224.08	18257		20996
26	Loans and Borrowings	Rs. Lakh	0		0		0
27	Deposites	Rs. Lakh	910	30.33	5910		6796
28	Long term Loan	Rs. Lakh	0		0		0
29	Short Term Loan	Rs. Lakh	0		0		0
30	Bills Payable	Rs. Lakh	0		0		0
31	Item in Transit ( Cr )	Rs. Lakh	0		0		0
32	Other Liabilities	Rs. Lakh	4088	132.70	6210		7141
33	Contra A/C	Rs. Lakh	0				0
34	Net Capital Employed	Rs. Lakh	7146		18257		20996
35	Net Worth	Rs. Lakh	7146	43.55	18257	0	20996

## Financial and Physical Target/Progress/Performance

### Nepal Industrial Development Corporation Ltd.

S. No.	Description	Unit	FY 2009/2010		FY 2010/2011		2011/2012
			Actual	Target achieved %	Target	Revised Estimate	Target
	<b>Financial Status</b>						
1	Loans Advances / Deposit Ratio	Ratio	1229		264		
2	Overdue Loan / Loan Portfolio	Ratio	89		67		
3	Return on Equity	Percentage	50		31		
4	Operating Exp. / Operating Income	Percentage	27		38		
5	Debt. Equity Ratio	Ratio					
6	Advances & Investment Portfolio/Deposit	Ratio	1526		312		359
7	Vault / Deposit	Percentage	3		5		5
8	Cash & Bank / Deposit	Ratio	679		257		257
9	Total Interest / Loan & Investment	Percentage	11		15		17
10	Total Interest Exp. / Deposit & Borrowing	Percentage	5		5		5
11	Interest Exp. / Interest Income	Ratio	3		13		13
12	Interest Income / Operating Income	Percentage	71		78		78
13	Employees' Productivity	Rs. Lakh	2175		2734		3144
14	Administrative Overhead	Percentage	86		67		67
15	Break Even Point (Value)						
	<b>Subsidy, Loan &amp; Liabilities</b>	Rs. Lakh					
1	<b>Subsidy Received</b>						
	a. From GON	Rs. Lakh					
	b. International Institution	Rs. Lakh					
2	<b>Loans</b>	Rs. Lakh					
	<b>From GON</b>						
	a. Loan Amount Received	Rs. Lakh					
	b. Loan Amount Paid	Rs. Lakh					
	<b>From Banks and Financial Institutions</b>						
	a. Loan Amount Received	Rs. Lakh					
	b. Loan Amount Paid	Rs. Lakh	773		0		0
	<b>From International Institutions</b>						
	a. Loan Amount Received	Rs. Lakh					
	b. Loan Amount Paid	Rs. Lakh					
	<b>Others</b>						
	a. Loan Amount Received	Rs. Lakh					
	b. Loan Amount Paid	Rs. Lakh					
3	<b>Loan &amp; Liabilities Outstanding</b>						
	a. GON	Rs. Lakh					
	b. Banks & Financial Institutions	Rs. Lakh					
	c. International Institutions	Rs. Lakh					
	d. Others	Rs. Lakh					

## Financial and Physical Target/Progress/Performance

### Nepal Industrial Development Corporation Ltd.

S. No.	Description	Unit	FY 2009/2010		FY 2010/2011		2011/2012
			Actual	Target achieved %	Target	Revised Estimate	Target
4	<b>Amount Paid to GON</b>						
	a. Principal	Rs. Lakh	773				
	b. Interest	Rs. Lakh	25				
	c. Royalty	Rs. Lakh					
	d. Dividend	Rs. Lakh					
	e. Income Tax	Rs. Lakh					
	f. Value Added Tax	Rs. Lakh					
	g. Excise Duty	Rs. Lakh					
	h. Others	Rs. Lakh					
5	<b>Liabilities Payable to GON</b>						
	a. Principal	Rs. Lakh					
	b. Interest	Rs. Lakh					
	c. Royalty	Rs. Lakh					
	d. Dividend	Rs. Lakh					
	e. Income Tax	Rs. Lakh					
	f. Value Added Tax	Rs. Lakh					
	g. Excise Duty	Rs. Lakh					
	h. Others	Rs. Lakh					
6	<b>Share Structure</b>						
	a. GON	Rs. Lakh	4127		4127		4402
	b. Corporation	Rs. Lakh					
	c. Private Sector	Rs. Lakh	31		1873		1998
7	<b>Miscellaneous</b>						
	Foreign Currency	US\$					
	a. Foreign Currency Expenditure on Import	US\$ in Lakh					
	b. Foreign Currency Expenditure on Export	US\$ in Lakh					
8	<b>Provision for Distribution from Net Income</b>	Rs. Lakh					
	a. Bonus	Rs. Lakh	324		554		637
	b. Income Tax	Rs. Lakh	557		1313		1510
	c. Dividend	Rs. Lakh					
	d. Employee Welfare Fund	Rs. Lakh	11				
	e. Reserve Fund	Rs. Lakh	3534		12257		14096
	f. VAT	Rs. Lakh					
	g. Excise	Rs. Lakh					
	h. Others	Rs. Lakh					
9	<b>Contingent and Unfunded Liability</b>				<b>Unit</b>	<b>FY 2009/2010</b>	
	<b>(I) Unfunded Liability</b>				Rs. Lakh		
	a. Gratuity/ Pension				Rs. Lakh		
	b. Provident Fund				Rs. Lakh		
	c. Accumulated Staff Leave				Rs. Lakh		
	d. Unpaid Share Calls				Rs. Lakh		
	e. Others				Rs. Lakh		
	<b>(II) Contingent Liability</b>				Rs. Lakh		
	a. Litigation				Rs. Lakh		
	b. Guarantee				Rs. Lakh		
	c. Other Claims				Rs. Lakh		

<b>1</b>	<b>Name of Public Enterprise : Rastriya Banijya Bank Ltd.</b>		
	Address : Central Office, Singhadurbar Plaza, Kathmandu	Telephone No: 00977-1-4252595	Liason Office :
	Fax No. : 00977-1-4252931	email :	Telephone No: Fax No. : email :
<b>2</b>	<b>Date of Incorporation :</b> 2022-10-10 BS		Website : <a href="http://www.rbb.com.np">www.rbb.com.np</a>
	<b>Act of Incorporation :</b> Company Act 2063 and Bank and Financial Institution Act, 2063.		
<b>3</b>	<b>Objectives :</b> Banking Service (Transactions) To provide service in financial, trading and agricultural sector through banking transaction.		
<b>4</b>	<b>Share Capital : (Rs. in Crore)</b>	Authorised : 155.76	
	Issued : 117.23	Paid up : 117.23	
<b>5</b>	<b>Governing Act :</b> Company Act 2063 and Bank and Financial Institution Act, 2063.		
<b>6</b>	<b>Line Ministry :</b> Ministry of Finance		
<b>7</b>	<b>Financial Status : (Rs. in Lakh)</b>		
	<b>(A) Profit/Loss</b>		
	Net Profit/Loss for F/Y 2009/10 Rs.	:	19098.82
	Cumulative Profit/Loss at the end of F/Y 2009/10 Rs.	:	(112286.78)
	<b>(B) Networth Rs. : (100563.78)</b>		
	<b>(C) Outstanding loan to be paid to the Nepal Government :</b>		
	<b>Total</b>	<b>Overdue</b>	
	Principal Rs. : -	Principal Rs. : -	
	Interest Rs. : -	Interest Rs. : -	
	<b>(D) Outstanding loan to be paid to the bank and other financial institution :</b>		
	Principal Rs. : 39263.14		
	Interest Rs. :		
	<b>(E) Investment :</b>		
	Loan Investment Rs. : 356925.13		
	Share Investment Rs. : 2770.09		
	Other Investment Rs. : 153660.36		
	<b>(F) Dividend to be paid to Nepal Government Rs. : 708.30</b>		
	<b>(G) Revenue to be paid to Nepal Government (upto 15 July 2010) Rs. :</b>		
	Income Tax Rs. : -	Royalty Rs. : -	
	Excise Rs. : -	Others Rs. : -	
	VAT. Rs. : -	Total Rs. : -	
	<b>(H) Last fiscal year of audit completed : 2008 /09</b>		
	<b>(I) Total amount of audit irregularities to be cleared Rs. : -</b>		
	<b>(J) Cleared amount of audit irregularities in F/Y 2009/10 Rs. : -</b>		
	<b>(K) Liability of retirement benefit of employees :</b>		
	Funded Rs. : 4400.00		
	Unfunded Rs. : 4147.92		
<b>8</b>	<b>No. of Employees :</b>	Permanent : 2650	Temporary : 1
	Contract : 158	Others : 75	Total : 2884
<b>9</b>	<b>Brief Statement of present activities and future plan :</b>		
	a) To provide loan in the productive sector by collecting deposit through banking service. b) The long term vision is to develop as the largest and modern model bank, for which it aims to mechanisation, development of new services, to enhance customer oriented services, positive net worth of the bank and improvement in procedure, banking process and system.		

**Financial and Physical Target/Progress/Performance**

**Rastriya Banijya Bank Ltd.**

S. No.	Description	Unit	FY 2009/2010		FY 2010/2011		2011/2012
			Actual	Target achieved %	Target	Revised Estimate	Target
1	Total Deposit Collection	Rs. Lakh	686259	104.77	700000	700000	700000
2	Loan Investment	Rs. Lakh	356925	108.55	383304	400010	400010
3	Recovery*	Rs. Lakh	995	12.43	10000		
4	Overdue Loan	Rs. Lakh	35016	121.58	19293	20010	20001
5	Over due Loan Outstanding for more than 3 months	Rs. Lakh	35016	121.58	19293	20010	20001
6	Interest Receivable	Rs. Lakh	157668		80000	80000	
7	<b>Staff/Labourer</b>	Nos.	2884		2955	2855	2828
	<b>(a) Employees</b>	Nos.	2884		2955	2855	2828
	Technical	Nos.	64		214	164	200
	Non Technical	Nos.	2820		2741	2691	2628
	<b>Permanent</b>	Nos.	2650		2700	2600	2550
	Officer Level	Nos.	685		750	700	725
	Assistant Level	Nos.	1965		1950	1900	1825
	<b>Temporary</b>	Nos.	1				
	Officer Level	Nos.					
	Assistant Level	Nos.	1				
	<b>Daily Wages</b>	Nos.	75		90	90	100
	Officer Level	Nos.	0				
	Assistant Level	Nos.	75		90	90	100
	<b>Contract</b>	Nos.	158		165	165	178
	Officer Level	Nos.	13		15	15	18
	Assistant Level	Nos.	145		150	150	160
	<b>(b) Labourer</b>	Nos.					
	Permanent	Nos.					
	Temporary	Nos.					
	Daily Wages/Contract	Nos.					
	<b>(c) Board members</b>	Nos.	6		6	6	6

## Financial and Physical Target/Progress/Performance

### Rastriya Banijya Bank Ltd.

S. No.	Description	Unit	FY 2009/2010		FY 2010/2011		2011/2012
			Actual	Target achieved %	Target	Revised Estimate	Target
	<b>Financial Details</b>						
1	<b>Gross Operating Income</b>	Rs. Lakh	<b>50221</b>	<b>106.96</b>	<b>60697</b>	<b>63716</b>	<b>66247</b>
	Interest income	Rs. Lakh	42051	111.24	53551	54945	49811
	Commission	Rs. Lakh	6082	106.52	4666	5693	4710
	Exchange Fluctuation Income	Rs. Lakh	409	58.46	930	300	1004
	Other Income	Rs. Lakh	1678	61.25	1550	2777	10722
2	<b>Total Operating Expenses</b>	Rs. Lakh	<b>37239</b>	<b>104.73</b>	<b>45155</b>	<b>48756</b>	<b>44688</b>
	Administrative Expenses	Rs. Lakh	19790	96.45	22225	23232	19876
	Interest Expenses	Rs. Lakh	13870	94.21	21890	23426	23182
	Depreciation	Rs. Lakh	645	221.73	290	805	630
	Amortization Expenses	Rs. Lakh	49	194.93		4	
	Exchange Fluctuation Expenses	Rs. Lakh					
	Risk Provision	Rs. Lakh	2156		750	1290	1000
	Other provision	Rs. Lakh	730				
3	Fixed Expenses	Rs. Lakh					
4	Operating Profit / Loss	Rs. Lakh	<b>12982</b>	<b>113.91</b>	<b>15542</b>	<b>14959</b>	<b>21559</b>
5	Other Income	Rs. Lakh	13024	120.98	14030	10310	
6	Provision for Bonus	Rs. Lakh	1926	117.35	2152	1873	1550
7	Provision for Tax	Rs. Lakh	4981		3888	5900	3500
8	Net Profit (after bonus and provision)	Rs. Lakh	<b>19099</b>	<b>93.08</b>	<b>23532</b>	<b>17496</b>	<b>16509</b>
9	Cash in Hand	Rs. Lakh	16747	127.83	38671	21000	18000
10	Cash at Bank	Rs. Lakh	73757	162.99	66825	54600	71200
11	Investment	Rs. Lakh	129895	71.41	182470	128751	163205
12	Loans and Advances	Rs. Lakh	314672	95.70	383304	375108	400010
13	Interest Accrued	Rs. Lakh	157668		80000		
14	Bills Purchase	Rs. Lakh	31				
15	Miscellaneous Assets	Rs. Lakh	139497	249.99	60160	78583	89985
16	Net Fixed Assets	Rs. Lakh	4812	109.67	4830	10417	6500
17	Non-Banking Assets	Rs. Lakh	1986	264.84	22500		
18	Item in Transit ( Dr )	Rs. Lakh	746	149.13	250	300	
19	Cummulative Loss	Rs. Lakh	<b>(112287)</b>	<b>(113.65)</b>	<b>(129957)</b>	<b>(122852)</b>	<b>(108473)</b>
20	Contra A/C	Rs. Lakh					
21	Share Capital	Rs. Lakh	11723	100.00	11723	11723	11723
22	Capital Grant	Rs. Lakh					
23	Surplus on PL A/C	Rs. Lakh					
24	General Reserve	Rs. Lakh	22930		29795	26027	29613
25	Share Holders Fund	Rs. Lakh	<b>(100564)</b>	<b>116.34</b>	<b>(88439)</b>	<b>(85102)</b>	<b>(67137)</b>
26	Loans and Borrowings	Rs. Lakh	10538	31.06	50400	1750	26240
27	Deposits	Rs. Lakh	686259	104.77	700000	700000	700000
28	Long term Loan	Rs. Lakh	30173		25500	25000	25000
29	Short Term Loan	Rs. Lakh	10225		49630	1130	26000
30	Bills Payable	Rs. Lakh	314	44.80	770	620	240
31	Item in Transit ( Cr )	Rs. Lakh					
32	Other Liabilities	Rs. Lakh	213403	368.98	131549	27111	64797
33	Contra A/C	Rs. Lakh					
34	Net Capital Employed	Rs. Lakh	615868	114.47	637061	639898	657863
35	Net Worth	Rs. Lakh	<b>(100564)</b>	<b>116.34</b>	<b>(88439)</b>	<b>(85102)</b>	<b>(67137)</b>

## Financial and Physical Target/Progress/Performance

### Rastriya Banijya Bank Ltd.

S. No.	Description	Unit	FY 2009/2010		FY 2010/2011		2011/2012
			Actual	Target achieved %	Target	Revised Estimate	Target
	<b>Financial Status</b>						
1	Loans Advances / Deposit Ratio	Ratio	1	1.04	1	1	1
2	Overdue Loan / Loan Portfolio	Ratio	10	112.00	5	5	5
3	Return on Equity	Percentage	163	0.93	201	149	141
4	Operating Exp. / Operating Income	Percentage	74	0.98	74	77	67
5	Debt. Equity Ratio	Ratio	3		2	2	2
6	Advances & Investment Portfolio/Deposit	Ratio	1	82.66	1	1	1
7	Vault / Deposit	Percentage	2	81.96	6	3	3
8	Cash & Bank / Deposit	Ratio	0	148.04	0	0	0
9	Total Interest / Loan & Investment	Percentage	9	116.70	9	10	9
10	Total Interest Exp. / Deposit & Borrowing	Percentage	2	111.95	3	3	3
11	Interest Exp. / Interest Income	Ratio	0	84.69	0	0	0
12	Interest Income / Operating Income	Percentage	84	1.04	88	86	75
13	Employees' Productivity	Rs. Lakh	22		25	26	23
14	Administrative Overhead	Percentage	53	108.59	49	48	44
15	Break Even Point (Value)						
	<b>Subsidy, Loan &amp; Liabilities</b>	Rs. Lakh					
<b>1</b>	<b>Subsidy Received</b>						
	a. From GON	Rs. Lakh					
	b. International Institution	Rs. Lakh					
<b>2</b>	<b>Loans</b>	Rs. Lakh					
	<b>From GON</b>						
	a. Loan Amount Received	Rs. Lakh					
	b. Loan Amount Paid	Rs. Lakh					
	<b>From Banks and Financial Institutions</b>						
	a. Loan Amount Received	Rs. Lakh					
	b. Loan Amount Paid	Rs. Lakh					
	<b>From International Institutions</b>						
	a. Loan Amount Received	Rs. Lakh					
	b. Loan Amount Paid	Rs. Lakh					
	<b>Others</b>						
	a. Loan Amount Received	Rs. Lakh					
	b. Loan Amount Paid	Rs. Lakh					
<b>3</b>	<b>Loan &amp; Liabilities Outstanding</b>		<b>40398</b>		<b>98139</b>	<b>26130</b>	<b>51000</b>
	a. GON	Rs. Lakh					
	b. Banks & Financial Institutions	Rs. Lakh	39263	119.70	74000	25000	50000
	c. International Institutions	Rs. Lakh					
	d. Others	Rs. Lakh	1135	4.29	24139	1130	1000



## Financial and Physical Target/Progress/Performance

### Rastriya Banijya Bank Ltd.

S. No.	Description	Unit	FY 2009/2010		FY 2010/2011		2011/2012
			Actual	Target achieved %	Target	Revised Estimate	Target
4	<b>Amount Paid to GON</b>		2453		3888	2900	3500
	a. Principal	Rs. Lakh					
	b. Interest	Rs. Lakh					
	c. Royalty	Rs. Lakh					
	d. Dividend	Rs. Lakh					
	e. Income Tax	Rs. Lakh	2453		3888	2900	3500
	f. Value Added Tax	Rs. Lakh					
	g. Excise Duty	Rs. Lakh					
	h. Others	Rs. Lakh					
5	<b>Liabilities Payable to GON</b>		708		787	865	944
	a. Principal	Rs. Lakh					
	b. Interest	Rs. Lakh					
	c. Royalty	Rs. Lakh					
	d. Dividend	Rs. Lakh	708		787	865	944
	e. Income Tax	Rs. Lakh					
	f. Value Added Tax	Rs. Lakh					
	g. Excise Duty	Rs. Lakh					
	h. Others	Rs. Lakh					
6	<b>Share Structure</b>		11723		11723	11723	11723
	a. GON	Rs. Lakh	11723	100.00	11723	11723	11723
	b. Corporation	Rs. Lakh					
	c. Private Sector	Rs. Lakh					
7	<b>Miscellaneous</b>						
	Foreign Currency	US\$					
	a. Foreign Currency Expenditure on Import	US\$ in Lakh					
	b. Foreign Currency Expenditure on Export	US\$ in Lakh					
8	<b>Provision for Distribution from Net Income</b>	Rs. Lakh	6601	87.16	10829	8351	8430
	a. Bonus	Rs. Lakh	1926	117.35	2152	1873	1550
	b. Income Tax	Rs. Lakh	776		3888	2900	3500
	c. Dividend	Rs. Lakh	79	10.00	79	79	79
	d. Employee Welfare Fund	Rs. Lakh					
	e. Reserve Fund	Rs. Lakh	3820	74.24	4710	3499	3302
	f. VAT	Rs. Lakh					
	g. Excise	Rs. Lakh					
	h. Others	Rs. Lakh					
9	<b>Contingent and Unfunded Liability</b>				<b>Unit</b>	<b>FY 2009.10</b>	
	<b>(I) Unfunded Liability</b>				Rs. Lakh		
	a. Gratuity and Retirement Funds				Rs. Lakh		3816.43
	b. Provident Fund				Rs. Lakh		
	c. Accumulated Staff Leave				Rs. Lakh		88.34
	d. Unpaid Share Calls				Rs. Lakh		
	e. Others				Rs. Lakh		243.16
	<b>(II) Contingent Liability</b>				Rs. Lakh		
	a. Litigation				Rs. Lakh		14927.53
	b. Guarantee				Rs. Lakh		13553.68

**Financial and Physical Target/Progress/Performance**

**Rastriya Banijya Bank Ltd.**

S. No.	Description	Unit	FY 2009/2010		FY 2010/2011		2011/2012
			Actual	Target achieved %	Target	Revised Estimate	Target
	c. Other Claims				Rs. Lakh		13541.39

<b>1</b>	<b>Name of Public Enterprise : Deposit and Credit Guarantee Corporation Ltd.</b>								
	Address : Tangal, Kathmandu Telephone No: 4410659, 4421241 Fax No. : 4410127 email : <a href="mailto:dicgc@ntc.net.np">dicgc@ntc.net.np</a>	Liason Office : Telephone No: Fax No. : email : Website :							
<b>2</b>	<b>Date of Incorporation : 2031/6/4</b> <b>Act of Incorporation : Company Act,2063</b>								
<b>3</b>	<b>Objectives :</b> Deposit guarantee, Priority sector & small and medium enterprises sector, Micro & Deprive Sector credit guarantee, Livestock guarantee and Export credit guarantee								
<b>4</b>	<b>Share Capital : (Rs. in Crore)</b> Issued : 23	Authorised : 80 Paid up : 23							
<b>5</b>	<b>Governing Act : Company Act 2063</b>								
<b>6</b>	<b>Line Ministry : Ministry of Finance</b>								
<b>7</b>	<b>Financial Status : (Rs. in Lakh)</b> (A) Profit/Loss Net Profit/Loss for F/Y 2009/10 AD. Rs. : 887.00 Cumulative Profit/Loss at the end of F/Y 2009/10 AD. Rs. : 1456.00 (B) Networth Rs. : 2456.00 (C) Outstanding loan to be paid to the Nepal Government : <table border="0"> <tr> <td><u>Total</u></td> <td><u>Overdue</u></td> </tr> <tr> <td>Principal Rs. :</td> <td>Principal Rs. :</td> </tr> <tr> <td>Interest Rs. :</td> <td>Interest Rs. :</td> </tr> </table> (D) Outstanding loan to be paid to the bank and other financial institution : Principal Rs. :- Interest Rs. :- (E) Investment : Loan Investment Rs. : - Share Investment Rs. : 23.00 Other Investment Rs. : 4025.00 (F) Dividend to be paid to Nepal Government Rs. : - (G) Revenue to be paid to Nepal Government (upto 15 July 2010) Rs. : Income Tax Rs. : - Royalty Rs. : - Excise Rs. : - Others Rs. : - VAT. Rs. : - Total Rs. : - (H) Last fiscal year of audit completed : 2009 /10 (I) Total amount of audit irregularities to be cleared Rs. :- (J) Cleared amount of audit irregularities in F/Y 2009/10 Rs. :- (K) Liability of retirement benefit of employees : Funded Rs. : 77.00 Unfunded Rs. :-			<u>Total</u>	<u>Overdue</u>	Principal Rs. :	Principal Rs. :	Interest Rs. :	Interest Rs. :
<u>Total</u>	<u>Overdue</u>								
Principal Rs. :	Principal Rs. :								
Interest Rs. :	Interest Rs. :								
<b>8</b>	<b>No. of Employees :</b> Contract : 0	Permanent : 18 Others : 0	Temporary : 0 Total : 18						
<b>9</b>	<b>Brief Statement of present activities and future plan :</b> a) Priority Sector Credit Guarantee, b) Small & Medium Enterprise Credit Guarantee, c) Micro & Deprive Sector Credit Guarantee,d) Livestock Credit Guarantee, e) Foreign Employment Credit Programme are in operation and Deposit Guarantee Programme will be launched in future.								

**Financial and Physical Target/Progress/Performance  
Deposit and Credit Guarantee Corporation Ltd.**

S. No.	Description	Unit	FY 2009/2010		FY 2010/2011		2011/2012
			Actual	Target achieved %	Target	Revised Estimate	Target
	<b>Total Capacity</b>						
<b>1</b>	<b>Guaranteed Credit</b>	Rs. Lakh	<b>4557</b>	<b>116.85</b>	<b>45400</b>	<b>61236</b>	<b>16025500</b>
	(a) Priority Sector	Rs. Lakh	2279	455.80	2000	1600	2000
	(b) SME Sector	Rs. Lakh	91	6.07	5000	136	20000
	(c) Livestock Sector	Rs. Lakh	1536	170.67	1400	1500	1500
	(d) Foreign Employment Sector	Rs. Lakh		0.00	30000	55000	16000000
	(e) Deprived Sector	Rs. Lakh	651	65.10	7000	3000	2000
<b>2</b>	<b>Fee for Guarantee</b>	Rs. Lakh	<b>159</b>	<b>159.00</b>	<b>280</b>	<b>116</b>	<b>2380</b>
	(a) Priority Sector	Rs. Lakh	24	480.00	20	16	20
	(b) SME Sector	Rs. Lakh	1	6.67	20	1	20
	(c) Livestock Sector	Rs. Lakh	123	175.71	160	96	120
	(d) Foreign Employment Sector	Rs. Lakh			60	0	2200
	(e) Deprived Sector	Rs. Lakh	11	110.00	20	3	20
<b>3</b>	<b>Amount of Compensation</b>	Rs. Lakh	<b>66</b>	<b>14.67</b>	<b>290</b>	<b>40</b>	<b>310</b>
	(a) Priority Sector	Rs. Lakh	37	20.56	200	0	0
	(b) SME Sector	Rs. Lakh	0	0.00	20	0	250
	(3) Livestock Sector	Rs. Lakh	29	58.00	50	39	50
	(d) Foreign Employment Sector	Rs. Lakh	0	0.00	20	1	10
	(e) Deprived Sector	Rs. Lakh	0	0.00	0	0	0
<b>5</b>	<b>Closing Inventory</b>	Rs. Lakh	<b>2</b>	<b>40.00</b>	<b>3</b>	<b>2</b>	<b>3</b>
<b>6</b>	<b>Staff/Labourer</b>	Nos.	<b>18</b>	<b>64.29</b>	<b>31</b>	<b>31</b>	<b>31</b>
	(a) <b>Employees</b>	Nos.	<b>18</b>	<b>64.29</b>	<b>28</b>	<b>18</b>	<b>31</b>
	Technical	Nos.	1	50.00	2	1	4
	Non Technical	Nos.	17	65.38	26	17	27
	<b>Permanent</b>	Nos.	<b>18</b>	<b>64.29</b>	<b>28</b>	<b>18</b>	<b>31</b>
	Officer Level	Nos.	7	63.64	11	7	11
	Assistant Level	Nos.	11	64.71	17	11	20
	<b>Temporary</b>	Nos.					
	Officer Level	Nos.					
	Assistant Level	Nos.					
	<b>Daily Wages</b>	Nos.					
	Officer Level	Nos.					
	Assistant Level	Nos.					
	<b>Contract</b>	Nos.					
	Officer Level	Nos.					
	Assistant Level	Nos.					
	(b) <b>Labourer</b>	Nos.					
	Permanent	Nos.					
	Temporary	Nos.					
	Daily Wages/Contract	Nos.					
	(c) <b>Board members</b>	Nos.	<b>5</b>	<b>100.00</b>	<b>5</b>	<b>5</b>	<b>5</b>

**Financial and Physical Target/Progress/Performance**  
**Deposit and Credit Guarantee Corporation Ltd.**

S. No.	Description	Unit	FY 2009/2010		FY 2010/2011		2011/2012
			Actual	Target achieved %	Target	Revised Estimate	Target
	<b>Financial Details</b>						
1	<b>Gross Operating Income</b>	Rs. Lakh	<b>1768</b>	<b>267.88</b>	<b>935</b>	<b>911</b>	<b>3190</b>
	Interest income	Rs. Lakh	229	95.42	350	330	495
	Commission	Rs. Lakh	0	0.00	0		
	Exchange Fluctuation Income	Rs. Lakh	0	0.00	0		
	Other Income	Rs. Lakh	277	1385.00	5	1	5
	Guarantee Fee	Rs. Lakh	116	116.00	280	280	2380
	Claim Paid Refund	Rs. Lakh	1146	382.00	300	300	310
2	<b>Total Operating Expenses</b>	Rs. Lakh	<b>489</b>	<b>78.87</b>	<b>620</b>	<b>500</b>	<b>482</b>
	Claim Paid	Rs. Lakh	282	62.67	290	290	310
	Guarantee Expenses	Rs. Lakh	9	90.00	73	73	22
	Administrative Expenses	Rs. Lakh	191	127.33	172	130	138
	Interest Expenses	Rs. Lakh	0				
	Depreciation	Rs. Lakh	7	70.00	10	7	12
	Amortization Expenses	Rs. Lakh	0				
	Risk Provision	Rs. Lakh	0				
	Other provision	Rs. Lakh	0				
3	Fixed Expenses	Rs. Lakh	0				
4	Operating Profit / Loss	Rs. Lakh	1279	3197.50	315	411	2708
5	Other Income	Rs. Lakh	0				
6	Provision for Bonus	Rs. Lakh	102	3400.00	30	33	217
7	Provision for Tax	Rs. Lakh	290	2416.67	105	113	748
8	Net Profit (after bonus and provision)	Rs. Lakh	887	3548.00	180	265	1743
9	Cash in Hand	Rs. Lakh	0				
10	Cash at Bank	Rs. Lakh	102	99.03	148	150	250
11	Investment	Rs. Lakh	4025	101.77	6575	6700	13075
12	Loans and Advances	Rs. Lakh	0				
13	Interest Accrued	Rs. Lakh	0				
14	Bills Purchase	Rs. Lakh	0				
15	Miscellaneous Assets	Rs. Lakh	0				
16	Net Fixed Assets	Rs. Lakh	44	77.42	64	67	70
17	Non-Banking Assets	Rs. Lakh	0				
18	Item in Transit ( Dr )	Rs. Lakh	0				
19	Cummulative Loss	Rs. Lakh	0				
20	Contra A/C	Rs. Lakh	0				
21	Share Capital	Rs. Lakh	1000	100.00	4800	2300	10300
22	Capital Grant	Rs. Lakh	0				
23	Surplus on PL A/C	Rs. Lakh	1456	197.24	433		1672
24	General Reserve	Rs. Lakh	491	135.20	491		335
25	Share Holders Fund	Rs. Lakh	2456	150.62	5233		11972
26	Loans and Borrowings	Rs. Lakh	0				
27	Deposites	Rs. Lakh	0				
28	Long term Loan	Rs. Lakh	0				
29	Short Term Loan	Rs. Lakh	0				
30	Bills Payable	Rs. Lakh	0				
31	Item in Transit ( Cr )	Rs. Lakh	0				
32	Other Liabilities	Rs. Lakh	0				
33	Contra A/C	Rs. Lakh	0				
34	Net Capital Employed	Rs. Lakh	2199	150.62	1460		13432

**Financial and Physical Target/Progress/Performance  
Deposit and Credit Guarantee Corporation Ltd.**

S. No.	Description	Unit	FY 2009/2010		FY 2010/2011		2011/2012
			Actual	Target achieved %	Target	Revised Estimate	Target
35	Net Worth	Rs. Lakh	2456	150.62	5233		11972

**Financial and Physical Target/Progress/Performance  
Deposit and Credit Guarantee Corporation Ltd.**

S. No.	Description	Unit	FY 2009/2010		FY 2010/2011		2011/2012
			Actual	Target achieved %	Target	Revised Estimate	Target
	<b>Financial Status</b>						
1	Loans Advances / Deposit Ratio	Ratio					
2	Overdue Loan / Loan Portfolio	Ratio					
3	Return on Equity	Percentage	36	2355.65	3		15
4	Operating Exp. / Operating Income	Percentage	28	29.44	94	90	15
5	Debt Equity Ratio	Ratio	0	0.00	0		0
6	Advances & Investment Portfolio/Deposit	Ratio					
7	Vault / Deposit	Percentage					
8	Cash & Bank / Deposit	Ratio					
9	Total Interest / Loan & Investment	Percentage	6	100.00	0	6	6
10	Total Interest Exp. / Deposit & Borrowing	Percentage					
11	Interest Exp. / Interest Income	Ratio					
12	Interest Income / Operating Cost	Percentage	13	35.62	37	36	16
13	Employees' Productivity	Rs. Lakh	98	401.89	24	38	103
14	Administrative Overhead	Percentage	39	161.47	24	24	29
15	Break Even Point (Value)	Rs. Lakh					
	<b>Subsidy, Loan &amp; Liabilities</b>	Rs. Lakh					
1	<b>Subsidy Received</b>						
	a. From GON	Rs. Lakh	49	108.33	70	60	100
	b. International Institution	Rs. Lakh					
2	<b>Loans</b>	Rs. Lakh					
	<b>From GON</b>						
	a. Loan Amount Received	Rs. Lakh					
	b. Loan Amount Paid	Rs. Lakh					
	<b>From Banks and Financial Institutions</b>						
	a. Loan Amount Received	Rs. Lakh					
	b. Loan Amount Paid	Rs. Lakh					
	<b>From International Institutions</b>						
	a. Loan Amount Received	Rs. Lakh					
	b. Loan Amount Paid	Rs. Lakh					
	<b>Others</b>						
	a. Loan Amount Received	Rs. Lakh					
	b. Loan Amount Paid	Rs. Lakh					
3	<b>Loan &amp; Liabilities Outstanding</b>						
	a. GON	Rs. Lakh					
	b. Banks & Financial Institutions	Rs. Lakh					
	c. International Institutions	Rs. Lakh					
	d. Others	Rs. Lakh					

**Financial and Physical Target/Progress/Performance  
Deposit and Credit Guarantee Corporation Ltd.**

S. No.	Description	Unit	FY 2009/2010		FY 2010/2011		2011/2012
			Actual	Target achieved %	Target	Revised Estimate	Target
4	<b>Amount Paid to GON</b>						
	a. Principal	Rs. Lakh					
	b. Interest	Rs. Lakh					
	c. Royalty	Rs. Lakh					
	d. Dividend	Rs. Lakh	138	0.00		0	0
	e. Income Tax	Rs. Lakh	290	1318.18	105	113	748
	f. Value Added Tax	Rs. Lakh					
	g. Excise Duty	Rs. Lakh					
	h. Others	Rs. Lakh					
5	<b>Liabilities Payable to GON</b>						
	a. Principal	Rs. Lakh					
	b. Interest	Rs. Lakh					
	c. Royalty	Rs. Lakh					
	d. Dividend	Rs. Lakh					
	e. Income Tax	Rs. Lakh					
	f. Value Added Tax	Rs. Lakh					
	g. Excise Duty	Rs. Lakh					
	h. Others	Rs. Lakh					
6	<b>Share Structure</b>		700	100.00	2300	1000	10300
	a. GON	Rs. Lakh	322	100.00	0	460	
	b. Corporation	Rs. Lakh	378	100.00	0	540	
	c. Private Sector	Rs. Lakh					
7	<b>Miscellaneous</b>						
	Foreign Currency	US\$					
	a. Foreign Currency Expenditure on Import	US\$ in Lakh					
	b. Foreign Currency Expenditure on Export	US\$ in Lakh					
8	<b>Provision for Distribution from Net Income</b>	Rs. Lakh					
	a. Bonus	Rs. Lakh	102	3400.00	30	26	217
	b. Income Tax	Rs. Lakh	268	2233.33	105	90	748
	c. Dividend	Rs. Lakh	300	0.00		150	0
	d. Employee Welfare Fund	Rs. Lakh					
	e. Reserve Fund	Rs. Lakh	312	1248.00	1225	42	335
	f. VAT	Rs. Lakh					
	g. Excise	Rs. Lakh					
	h. Others	Rs. Lakh	7	0.00			
9	<b>Contingent and Unfunded Liability</b>				<b>Unit</b>	<b>FY 2009/2010</b>	
	<b>(I) Unfunded Liability</b>				Rs. Lakh		
	a. Gratuity/ Pension				Rs. Lakh		
	b. Provident Fund				Rs. Lakh		
	c. Accumulated Staff Leave				Rs. Lakh		
	d. Unpaid Share Calls				Rs. Lakh		
	e. Others				Rs. Lakh		
	<b>(II) Contingent Liability</b>				Rs. Lakh		
	a. Litigation				Rs. Lakh		
	b. Guarantee				Rs. Lakh		
	c. Other Claims				Rs. Lakh		



<b>1</b>	<b>Name of Public Enterprise :</b> Nepal Housing Development Financing Company Ltd.													
	Address : Naya Baneshwor, Kathmandu Telephone No: 4780259, 2102107 Fax No. : 4782753 email : <a href="mailto:nhdhc@mos.com.np">nhdhc@mos.com.np</a>	Liason Office : Telephone No: Fax No. : email : Website : <a href="http://www.nepalhousing.com.np">www.nepalhousing.com.np</a>												
<b>2</b>	<b>Date of Incorporation :</b> 2046.B.S <b>Act of Incorporation :</b> Bank and Financial Institution Act and Company Act													
<b>3</b>	<b>Objectives :</b> To provide housing & other loans and to accept Deposit as per Nepal Rastra Bank Directives and present Banking and Financial Institution related Act													
<b>4</b>	<b>Share Capital : (Rs. in Crore)</b> Issued : 16.76	Authorised : 30.00 Paid up : 16.76												
<b>5</b>	<b>Governing Act :</b> Bank and Financial Institution Act 2063 and Company Act 2063													
<b>6</b>	<b>Line Ministry :</b> Ministry of Physical Planning and Construction													
<b>7</b>	<b>Financial Status : (Rs. in Lakh)</b> (A) Profit/Loss Net Profit/Loss for F/Y 2009/10 AD. Rs. : 138.00 Cumulative Profit/Loss at the end of F/Y 2009/10 AD. Rs. : 3.64 (B) Networth Rs. : 2066.00 (C) Outstanding loan to be paid to the Nepal Government : <table border="0"> <tr> <td><u>Total</u></td> <td><u>Overdue</u></td> </tr> <tr> <td>Principal Rs. : -</td> <td>Principal Rs. : -</td> </tr> <tr> <td>Interest Rs. : -</td> <td>Interest Rs. : -</td> </tr> </table> (D) Outstanding loan to be paid to the bank and other financial institution : Principal Rs. : Interest Rs. : - (E) Investment : Loan Investment Rs. : 4416.47 Share Investment Rs. : 0.94 Other Investment Rs. : 50.00 (F) Dividend to be paid to Nepal Government Rs. : - (G) Revenue to be paid to Nepal Government (upto 15 July 2010) Rs. : <table border="0"> <tr> <td>Income Tax Rs. : -</td> <td>Royalty Rs. : -</td> </tr> <tr> <td>Excise Rs. : -</td> <td>Others Rs. : -</td> </tr> <tr> <td>VAT. Rs. : -</td> <td>Total Rs. : -</td> </tr> </table> (H) Last fiscal year of audit completed : 2009 /10 (I) Total amount of audit irregularities to be cleared Rs. : (J) Cleared amount of audit irregularities in F/Y 2009/10 Rs. : (K) Liability of retirement benefit of employees : Funded Rs. : 73.65 Unfunded Rs. : -		<u>Total</u>	<u>Overdue</u>	Principal Rs. : -	Principal Rs. : -	Interest Rs. : -	Interest Rs. : -	Income Tax Rs. : -	Royalty Rs. : -	Excise Rs. : -	Others Rs. : -	VAT. Rs. : -	Total Rs. : -
<u>Total</u>	<u>Overdue</u>													
Principal Rs. : -	Principal Rs. : -													
Interest Rs. : -	Interest Rs. : -													
Income Tax Rs. : -	Royalty Rs. : -													
Excise Rs. : -	Others Rs. : -													
VAT. Rs. : -	Total Rs. : -													
<b>8</b>	<b>No. of Employees :</b> Contract : 2	Permanent : 16 Temporary : Total : 18												
<b>9</b>	<b>Brief Statement of present activities and future plan :</b> a) To provide various types of loans, as well as house loans. b) It deals with collection of deposit, remittance service, collection of cheques by providing banking service c) Plan to expansion of branches.													

**Financial and Physical Target/Progress/Performance  
Nepal Housing Development Financing Company Ltd.**

S. No.	Description	Unit	FY 2009/2010		FY 2010/2011		2011/2012
			Actual	Target achieved %	Target	Revised Estimate	Target
1	Total Deposit Collection	Rs. Lakh	4,538.00	91.38	4,966.00	4,950.00	5,463.00
2	Loan Investment	Rs. Lakh	757.00	44.61	1,697.00	638.00	1,867.00
3	Recovery	Rs. Lakh	993.00	81.39	1,220.00	642.00	1,342.00
4	Overdue Loan	Rs. Lakh	4,643.00	88.49	5,247.00	4,725.00	5,772.00
5	Over due Loan Outstanding for more than 3 months	Rs. Lakh					
6	Interest Receivable	Rs. Lakh					
7	<b>Staff/Labourer</b>	Nos.	18	100.00	18	18	18
	<b>(a) Employees</b>	Nos.	12	85.71	12	12	12
	Technical	Nos.					
	Non Technical	Nos.	12	85.71	12	12	12
	<b>Permanent</b>	Nos.	12	100.00	12	12	12
	Officer Level	Nos.	7	116.67	7	7	7
	Assistant Level	Nos.	5	83.33	5	5	5
	<b>Temporary</b>	Nos.					
	Officer Level	Nos.					
	Assistant Level	Nos.					
	<b>Daily Wages</b>	Nos.					
	Officer Level	Nos.					
	Assistant Level	Nos.					
	<b>Contract</b>	Nos.	2	100.00	2	2	2
	Officer Level	Nos.					
	Assistant Level	Nos.	1	100.00	2	1	1
	<b>(b) Labourer(Driver 2,Peon 3)</b>	Nos.	5				
	Permanent	Nos.	4	100.00	4	4	4
	Temporary	Nos.	1				
	Daily Wages/Contract	Nos.					
	<b>(c) Board Members</b>	Nos.	7	87.50	7	7	7

**Financial and Physical Target/Progress/Performance**  
**Nepal Housing Development Financing Company Ltd.**

S. No.	Description	Unit	FY 2009/2010		FY 2010/2011		2011/2012
			Actual	Target achieved %	Target	Revised Estimate	Target
	<b>Financial Details</b>						
1	<b>Gross Operating Income</b>	Rs. Lakh	903.00	110.93	958.00	908.00	1,054.00
	Interest income	Rs. Lakh	865.00	114.87	887.00	873.00	976.00
	Commission	Rs. Lakh	2.00	200.00	1.00		
	Exchange Fluctuation Income	Rs. Lakh					
	Other Income	Rs. Lakh	36.00	60.00	70.00	35.00	77.00
2	<b>Total Operating Expenses</b>	Rs. Lakh	687.00	130.36	604.00	552.00	634.00
	Administrative Expenses	Rs. Lakh	145.00	113.28	141.00	123.00	155.00
	Interest Expenses	Rs. Lakh	438.00	112.89	435.00	429.00	479.00
	Depreciation	Rs. Lakh					
	Amortization Expenses	Rs. Lakh					
	Risk Provision	Rs. Lakh	104.00	945.45	28.00		10.00
	Other provision	Rs. Lakh					
3	Fixed Expenses	Rs. Lakh					
4	Operating Profit / Loss	Rs. Lakh	216.00	76.60	354.00	381.00	572.00
5	Other Income	Rs. Lakh	1,044.00		28.00	50.00	10.00
6	Provision for Bonus	Rs. Lakh	19.00	73.08	35.00	35.00	52.00
7	Provision for Tax	Rs. Lakh	59.00	72.84		114.00	171.00
8	Net Profit (after bonus and provision)	Rs. Lakh	138.00	78.86	243.00	232.00	348.00
9	Cash in Hand	Rs. Lakh	35.00				
10	Cash at Bank	Rs. Lakh	2,114.00	108.08	2,605.00	2,210.00	2,866.00
11	Investment	Rs. Lakh	51.00	100.00	51.00	450.00	450.00
12	Loans and Advances	Rs. Lakh	4,416.00	79.54	5,247.00	4,821.00	5,772.00
13	Interest Accrued	Rs. Lakh					
14	Bills Purchase	Rs. Lakh					
15	Miscellaneous Assets	Rs. Lakh	288.00	100.70	392.00	500.00	500.00
16	Net Fixed Assets	Rs. Lakh	26.00	104.00	38.00	50.00	55.00
17	Non-Banking Assets	Rs. Lakh					
18	Item in Transit ( Dr )	Rs. Lakh					
19	Cummulative Loss	Rs. Lakh					
20	Contra A/C	Rs. Lakh					
21	Share Capital	Rs. Lakh	1,676.00	101.21	1,756.00	1,676.00	1,844.00
22	Capital Grant	Rs. Lakh					
23	Surplus on PL A/C	Rs. Lakh	36.00	450.00	60.00	4.00	
24	General Reserve	Rs. Lakh	389.00	103.18	899.00	386.00	473.00
25	Share Holders Fund	Rs. Lakh	2,065.00	101.18	2,715.00	2,526.00	2,317.00
26	Loans and Borrowings	Rs. Lakh					
27	Deposites	Rs. Lakh	4,538.00	86.87	4,966.00	4,876.00	5,364.00
28	Long term Loan	Rs. Lakh					
29	Short Term Loan	Rs. Lakh					
30	Bills Payable	Rs. Lakh					
31	Item in Transit ( Cr )	Rs. Lakh					
32	Other Liabilities	Rs. Lakh	193.00	31.90	524.00	809.00	890.00
33	Contra A/C	Rs. Lakh					
34	Net Capital Employed	Rs. Lakh	2,092.00	101.26	2,753.00	2,117.00	2,310.00
35	Net Worth	Rs. Lakh	2,065.00	101.18	2,715.00	2,093.00	2,291.00

**Financial and Physical Target/Progress/Performance  
Nepal Housing Development Financing Company Ltd.**

S. No.	Description	Unit	FY 2009/2010		FY 2010/2011		2011/2012
			Actual	Target achieved %	Target	Revised Estimate	Target
	<b>Financial Status</b>						
1	Loans Advances / Deposit Ratio	Ratio	1.02	96.52	1.06	1.04	1.06
2	Overdue Loan / Loan Portfolio	Ratio	3.93	100.00		2.50	1.97
3	Return on Equity	Percentage	6.65	0.74	8.95	16.67	16.67
4	Operating Exp. / Operating Income	Percentage	76.07	1.21	63.05	78.84	69.36
5	Debt. Equity Ratio	Ratio					
6	Advances & Investment Portfolio/Deposit	Ratio	1.03	96.67	1.07	110.69	1.01
7	Vault / Deposit	Percentage	0.77	0.00	0.77		0.88
8	Cash & Bank / Deposit	Ratio	0.47	91.07	0.52	0.57	0.57
9	Total Interest / Loan & Investment	Percentage	18.43	110.08	16.74	13.19	16.75
10	Total Interest Exp. / Deposit & Borrowing	Percentage	9.65	110.18	8.76	7.43	9.64
11	Interest Exp. / Interest Income	Ratio	0.51	103.34	0.49	0.49	0.47
12	Interest Income / Operating Income	Percentage	95.79	103.46	92.59	95.00	94.00
13	Employees' Productivity	Rs. Lakh	48.00	90.57	53.00	35.00	47.00
14	Administrative Overhead	Percentage	21.11	95.63	22.07	17.20	16.34
15	Break Even Point (Value)	Rs. Lakh					
	<b>Subsidy, Loan &amp; Liabilities</b>	Rs. Lakh					
1	<b>Subsidy Received</b>						
	a. From GON	Rs. Lakh					
	b. International Institution	Rs. Lakh					
2	<b>Loans</b>	Rs. Lakh					
	<b>From GON</b>						
	a. Loan Amount Received	Rs. Lakh					
	b. Loan Amount Paid	Rs. Lakh					
	<b>From Banks and Financial Institutions</b>						
	a. Loan Amount Received	Rs. Lakh					
	b. Loan Amount Paid	Rs. Lakh					
	<b>From International Institutions</b>						
	a. Loan Amount Received	Rs. Lakh					
	b. Loan Amount Paid	Rs. Lakh					
	<b>Others</b>						
	a. Loan Amount Received	Rs. Lakh					
	b. Loan Amount Paid	Rs. Lakh					
3	<b>Loan &amp; Liabilities Outstanding</b>						
	a. GON	Rs. Lakh					
	b. Banks & Financial Institutions	Rs. Lakh					
	c. International Institutions	Rs. Lakh					
	d. Others	Rs. Lakh					

**Financial and Physical Target/Progress/Performance**  
**Nepal Housing Development Financing Company Ltd.**

S. No.	Description	Unit	FY 2009/2010		FY 2010/2011		2011/2012
			Actual	Target achieved %	Target	Revised Estimate	Target
4	<b>Amount Paid to GON</b>		73.00				
	a. Principal	Rs. Lakh					
	b. Interest	Rs. Lakh					
	c. Royalty	Rs. Lakh					
	d. Dividend	Rs. Lakh	14.00				
	e. Income Tax	Rs. Lakh	59.00				
	f. Value Added Tax	Rs. Lakh					
	g. Excise Duty	Rs. Lakh					
	h. Others	Rs. Lakh					
5	<b>Liabilities Payable to GON</b>				112.00		146.00
	a. Principal	Rs. Lakh					
	b. Interest	Rs. Lakh					
	c. Royalty	Rs. Lakh					
	d. Dividend	Rs. Lakh			8.00		17.00
	e. Income Tax	Rs. Lakh			104.00		129.00
	f. Value Added Tax	Rs. Lakh					
	g. Excise Duty	Rs. Lakh					
	h. Others	Rs. Lakh					
6	<b>Share Structure</b>		1,776.00	101.14	1,756.00	1,776.00	1,953.00
	a. GON	Rs. Lakh	176.00	90.72	194.00	176.00	194.00
	b. Corporation	Rs. Lakh	438.00	110.89	395.00	438.00	482.00
	c. Private Sector	Rs. Lakh	1,162.00	99.57	1,167.00	1,162.00	1,277.00
7	<b>Miscellaneous</b>						
	Foreign Currency	US\$					
	a. Foreign Currency Expenditure on Import	US\$ in Lakh					
	b. Foreign Currency Expenditure on Export	US\$ in Lakh					
8	<b>Provision for Distribution from Net Income</b>	Rs. Lakh	239.00	50.00	432.00	325.00	475.00
	a. Bonus	Rs. Lakh	19.00	54.29	35.00	30.00	42.00
	b. Income Tax	Rs. Lakh	59.00	56.73	104.00	88.00	129.00
	c. Dividend	Rs. Lakh	134.00	48.37	184.00	143.00	178.00
	d. Employee Welfare Fund	Rs. Lakh					
	e. Reserve Fund	Rs. Lakh	27.00	71.43	49.00	51.00	75.00
	f. VAT	Rs. Lakh					
	g. Excise	Rs. Lakh					
	h. Others	Rs. Lakh			60.00	13.00	50.00
9	<b>Contingent and Unfunded Liability</b>				<b>Unit</b>	<b>FY 2009/2010</b>	
	<b>(I) Unfunded Liability</b>				Rs. Lakh	-	
	a. Gratuity/ Pension				Rs. Lakh	-	
	b. Provident Fund				Rs. Lakh	-	
	c. Accumulated Staff Leave				Rs. Lakh	-	
	d. Unpaid Share Calls				Rs. Lakh	-	
	e. Others				Rs. Lakh	-	
	<b>(II) Contingent Liability</b>				Rs. Lakh	-	
	a. Litigation				Rs. Lakh	-	
	b. Guarantee				Rs. Lakh	-	
	c. Other Claims				Rs. Lakh	-	

<b>1</b>	<b>Name of Public Enterprise : Nepal Stock Exchange Limited</b>													
	Address : Singhdurbarplaza Marga, Kathmandu Telephone No: 4250735, 4250734 Fax No. : 4262538 email : <a href="mailto:info@nepalstock.com">info@nepalstock.com</a>	Liason Office : Telephone No: Fax No. : email : Website : <a href="http://www.nepalstock.com">www.nepalstock.com</a>												
<b>2</b>	<b>Date of Incorporation :</b> 2050/2/11 <b>Act of Incorporation :</b> Company Act													
<b>3</b>	<b>Objectives :</b> The basic objective of NEPSE is to provide liquidity to government bonds and corporate securities by facilitating transactions through intermediaries, such as brokers market markers etc. The other important of NEPSE are to protect investors' rights and develop a secondary market.													
<b>4</b>	<b>Share Capital : (Rs. in Crore)</b> Issued : 5	Authorised : 16 Paid up : 3.49												
<b>5</b>	<b>Governing Act :</b> Securities Act 2063													
<b>6</b>	<b>Line Ministry :</b> Ministry of Finance													
<b>7</b>	<b>Financial Status : (Rs. in Lakh)</b> (A) Profit/Loss Net Profit/Loss for F/Y 2009/10 AD. : 559.00 Cumulative Profit/Loss-at the end of F/Y 2009/10 AD. Rs. : 2962.62 (B) Networth Rs. : 3311.78 (C) Outstanding loan to be paid to the Nepal Government : N/A <table border="0"> <tr> <td><u>Total</u></td> <td><u>Overdue</u></td> </tr> <tr> <td>Principal Rs. : 0</td> <td>Principal Rs. : 0</td> </tr> <tr> <td>Interest Rs. : 0</td> <td>Interest Rs. : 0</td> </tr> </table> (D) Outstanding loan to be paid to the bank and other financial institution : Principal Rs. : 0 Interest Rs. : 0 (E) Investment : Loan Investment Rs. : 0 Share Investment Rs. : 42.22 Other Investment Rs. : 2833.87 (F) Dividend to be paid to Nepal Government Rs. : 0 (G) Revenue to be paid to Nepal Government (upto 15 July 2010) Rs. : <table border="0"> <tr> <td>Income Tax Rs. : 0</td> <td>Royalty Rs. : 0</td> </tr> <tr> <td>Excise Rs. : 0</td> <td>Others Rs. : 0</td> </tr> <tr> <td>VAT. Rs. : 0</td> <td>Total Rs. : 0</td> </tr> </table> (H) Last fiscal year of audit completed : 2007/08 (I) Total amount of audit irregularities to be cleared Rs. : 0 (J) Cleared amount of audit irregularities in F/Y 2009/10 Rs. : (K) Liability of retirement benefit of employees : Funded Rs. : 131.61 Unfunded Rs. : 0		<u>Total</u>	<u>Overdue</u>	Principal Rs. : 0	Principal Rs. : 0	Interest Rs. : 0	Interest Rs. : 0	Income Tax Rs. : 0	Royalty Rs. : 0	Excise Rs. : 0	Others Rs. : 0	VAT. Rs. : 0	Total Rs. : 0
<u>Total</u>	<u>Overdue</u>													
Principal Rs. : 0	Principal Rs. : 0													
Interest Rs. : 0	Interest Rs. : 0													
Income Tax Rs. : 0	Royalty Rs. : 0													
Excise Rs. : 0	Others Rs. : 0													
VAT. Rs. : 0	Total Rs. : 0													
<b>8</b>	<b>No. of Employees</b> Contract : 3	Permanent : 33 Others : Temporary : Total : 36												
<b>9</b>	<b>Brief Statement of present activities and future plan :</b> a) Company for Central Depository (CDS) has been just established to implement depository system in Nepal b) Future plans and programs are to restructure the organizational structure, operate NEPSE at PPP model.													

## Financial and Physical Target/Progress/Performance

### Nepal Stock Exchange Ltd.

S. No.	Description	Unit	FY 2009/2010		FY 2010/2011		2011/2012
			Actual	Target achieved %	Target	Revised Estimate	Target
1	<b>Enlistment of Corporate Companies</b>						
	a. Government Bonds	Rs.Crore	2495	149.71	2994	163	3293
	b. Share	Rs.Crore	7936	117.99	9523	129	10475
	c. Total Listed Share Number	Nos.Crore	82	117.10	99	128	108
	d. Corporate Bond	Rs. Crore	536	91.34	590	91	649
2	<b>Security Transaction</b>						
	a. Government Bonds	Rs.Crore	1				
	b. Share	Rs.Crore	1185	49.69	1185	45	1304
	c. Corporate Bond	Rs.Crore					
3	<b>Closing Inventory</b>	Rs Lakh					
4	<b>Staff/Labourer</b>	Nos.					
	<b>(a) Employees</b>	Nos.	36	102.86	36	103	36
	Technical	Nos.	10	100.00	10	100	10
	Non Technical	Nos.	25	100.00	25	100	25
	<b>Permanent</b>	Nos.			0		0
	Officer Level	Nos.	16	100.00	18	100	18
	Assistant Level	Nos.	17	100.00	17	100	17
	<b>Temporary</b>	Nos.					
	Officer Level	Nos.					
	Assistant Level	Nos.					
	<b>Daily Wages</b>	Nos.					
	Officer Level	Nos.					
	Assistant Level	Nos.					
	<b>Contract</b>	Nos.					
	Officer Level	Nos.	3	150.00	3	100	3
	Assistant Level	Nos.					
	<b>(b) Labourer</b>	Nos.					
	Permanent	Nos.					
	Temporary	Nos.					
	Daily Wages/Contract	Nos.					
	<b>(c) Board members</b>	Nos.	6	86.00	7	100	7

## Financial and Physical Target/Progress/Performance

### Nepal Stock Exchange Ltd.

S. No.	Description	Unit	FY 2009/2010		FY 2010/2011		2011/2012
			Actual	Target achieved %	Target	Revised Estimate	Target
	<b>Financial Details</b>						
1	<b>Gross Operating Income</b>	Rs. Lakh	1147	65.79	1039	1	1142
	Interest income	Rs. Lakh	333	113.21	399	1	439
	Commission	Rs. Lakh	533	5.12	639	1	703
	Exchange Fluctuation Income	Rs. Lakh	0				
	Other Income	Rs. Lakh	282	68.76	338	1	372
2	<b>Total Operating Expenses</b>	Rs. Lakh	348	94.55	383	1	421
	Administrative Expenses	Rs. Lakh	276	108.93	304	1	334
	Interest Expenses	Rs. Lakh	0	94.16	0	1	0
	Depreciation	Rs. Lakh	71	97.78	78	1	86
	Amortization Expenses	Rs. Lakh	0				
	Risk Provision	Rs. Lakh	0				
	Other provision	Rs. Lakh	0				
3	Fixed Expenses	Rs. Lakh	0				
4	Operating Profit / Loss	Rs. Lakh	799	58.09	959	1	1055
5	Other Income	Rs. Lakh	0				
6	Provision for Bonus	Rs. Lakh	63	59.42	76	1	83
7	Provision for Tax	Rs. Lakh	177	52.81	213	1	234
8	Net Profit (after bonus and provision)	Rs. Lakh	559	63.45	671	1	738
9	Cash in Hand	Rs. Lakh	0				
10	Cash at Bank	Rs. Lakh	737	47.04	811	0	892
11	Investment	Rs. Lakh	2876	100.43	3451	1	3796
12	Current Assets	Rs. Lakh	1268	1365.37	1395	14	1535
13	Current Liabilities	Rs. Lakh	1674		1842		2026
14	Net Current Assets	Rs. Lakh	331		364		401
15	Miscellaneous Assets	Rs. Lakh	0				
16	Net Fixed Assets	Rs. Lakh	380		418	1	460
17	Non-Banking Assets	Rs. Lakh	0				
18	Item in Transit ( Dr )	Rs. Lakh	0				
19	Cummulative Loss	Rs. Lakh	0				
20	Contra A/C	Rs. Lakh	0				
21	Share Capital	Rs. Lakh	349		2000	6	2000
22	Capital Grant	Rs. Lakh	245		245	2	245
23	Surplus on PL A/C	Rs. Lakh	0				
24	General Reserve	Rs. Lakh	0				
25	Share Holders Fund	Rs. Lakh	3557	111.51	4091	1	4500
26	Loans and Borrowings	Rs. Lakh	0				
27	Deposites	Rs. Lakh	0				
28	Long term Loan	Rs. Lakh	0				
29	Short Term Loan	Rs. Lakh	0				
30	Bills Payable	Rs. Lakh	0				
31	Item in Transit ( Cr )	Rs. Lakh	0				
32	Other Liabilities	Rs. Lakh	0				
33	Contra A/C	Rs. Lakh	0				
34	Net Capital Employed	Rs. Lakh	3587		5255		5976
35	Net Worth	Rs. Lakh	3312	111.51	3643	1	4007



## Financial and Physical Target/Progress/Performance

### Nepal Stock Exchange Ltd.

S. No.	Description	Unit	FY 2009/2010		FY 2010/2011		2011/2012
			Actual	Target achieved %	Target	Revised Estimate	Target
	<b>Financial Ratio</b>						
1	Net Profit Ratio	Percentage	49	54.77	58	1	70
2	Return on Capital Employed	Percentage	16	17.52	19	0	22
3	Return on Equity	Percentage	17	37.78	20	0	24
4	Operating Expenses Ratio	Percentage	65	140.13	78	2	94
5	Debt. Equity Ratio	Ratio					
6	Debt. Coverage Ratio	Ratio					
7	Current Assets/Current Liabilities	Ratio	1	473.40	1	4	55
8	Quick/Acid Test Ratio	Ratio	1	473.40	1	4	55
9	Fixed Assets Turnover Ratio	Ratio	1	168.88	1	7	101
10	Inventory Turnover Ratio	Ratio					
11	Debtors Torn over Ratio	Ratio					
12	Average Collection Period	Days					
13	Employees Productivity	Rs. Lakh	16	36.21	17	107	19
14	Administrative Overhead Ratio	Percentage	24	172.12	0	2	0
15	Break Even Point	Rs. Lakh					
	<b>Subsidy, Loan &amp; Liabilities</b>						
1	<b>Subsidy Received</b>						
	a. From GON	Rs. Lakh					
	b. International Institution	Rs. Lakh					
2	<b>Loans</b>	Rs. Lakh					
	<b>From GON</b>						
	a. Loan Amount Received	Rs. Lakh					
	b. Loan Amount Paid	Rs. Lakh					
	<b>From Banks and Financial Institutions</b>						
	a. Loan Amount Received	Rs. Lakh					
	b. Loan Amount Paid	Rs. Lakh					
	<b>From International Institutions</b>						
	a. Loan Amount Received	Rs. Lakh					
	b. Loan Amount Paid	Rs. Lakh					
	<b>Others</b>						
	a. Loan Amount Received	Rs. Lakh					
	b. Loan Amount Paid	Rs. Lakh					
3	<b>Loan &amp; Liabilities Outstanding</b>						
	a. GON	Rs. Lakh					
	b. Banks & Financial Institutions	Rs. Lakh					
	c. International Institutions	Rs. Lakh					
	d. Others	Rs. Lakh					

## Financial and Physical Target/Progress/Performance

### Nepal Stock Exchange Ltd.

S. No.	Description	Unit	FY 2009/2010		FY 2010/2011		2011/2012
			Actual	Target achieved %	Target	Revised Estimate	Target
4	<b>Amount Paid to GON</b>						
	a. Principal	Rs. Lakh					
	b. Interest	Rs. Lakh					
	c. Royalty	Rs. Lakh					
	d. Dividend	Rs. Lakh					
	e. Income Tax	Rs. Lakh	195				
	f. Value Added Tax	Rs. Lakh					
	g. Excise Duty	Rs. Lakh					
	h. Others	Rs. Lakh					
5	<b>Liabilities Payable to GON</b>						
	a. Principal	Rs. Lakh					
	b. Interest	Rs. Lakh					
	c. Royalty	Rs. Lakh					
	d. Dividend	Rs. Lakh					
	e. Income Tax	Rs. Lakh					
	f. Value Added Tax	Rs. Lakh					
	g. Excise Duty	Rs. Lakh					
	h. Others	Rs. Lakh					
6	<b>Share Structure</b>						
	a. GON	Rs. Lakh	205	100.00	1173	100	1173
	b. Corporation	Rs. Lakh	142	100.00	814	100	814
	c. Private Sector	Rs. Lakh	2	100.00	12	100	12
7	<b>Miscellaneous</b>						
	Foreign Currency	US\$					
	a. Foreign Currency Expenditure on Import	US\$ in Lakh					
	b. Foreign Currency Expenditure on Export	US\$ in Lakh					
8	<b>Provision for Distribution from Net Income</b>	Rs. Lakh					
	a. Bonus	Rs. Lakh	63	59.42			
	b. Income Tax	Rs. Lakh	195	58.04			
	c. Dividend	Rs. Lakh	0	0.00			
	d. Employee Welfare Fund	Rs. Lakh	12	90.91			
	e. Reserve Fund	Rs. Lakh	0				
	f. VAT	Rs. Lakh	0				
	g. Excise	Rs. Lakh	0				
	h. Others	Rs. Lakh	0				
9	<b>Contingent and Unfunded Liability</b>				<b>Unit</b>	<b>FY 2009/2010</b>	
	<b>(I) Unfunded Liability</b>				Rs. Lakh		
	a. Gratuity/ Pension				Rs. Lakh		
	b. Provident Fund				Rs. Lakh		
	c. Accumulated Staff Leave				Rs. Lakh		
	d. Unpaid Share Calls				Rs. Lakh		
	e. Others				Rs. Lakh		
	<b>(II) Contingent Liability</b>				Rs. Lakh		
	a. Litigation				Rs. Lakh		
	b. Guarantee				Rs. Lakh		
	c. Other Claims				Rs. Lakh		

<b>1</b>	<b>Name of Public Enterprise : Citizen Investment Trust</b>		
	Address : Putalisadak, Kathmandu Telephone No: 4-228759 Fax No. : 4-240645 email : <a href="mailto:cit@htp.com.np">cit@htp.com.np</a>	Liason Office : Telephone No: Fax No. : email : Website : <a href="http://www.nlkosh.org.np">www.nlkosh.org.np</a>	
<b>2</b>	<b>Date of Incorporation :</b> 2047-12-4 <b>Act of Incorporation :</b> Citizen Investment Trust Act, 2047		
<b>3</b>	<b>Objectives :</b> To encourage the people for saving and increase investment opportunities along with capital market development.		
<b>4</b>	<b>Share Capital : (Rs. in Crore)</b> Issued : 10.00	Authorised : 10.00 Paid up : 9.99	
<b>5</b>	<b>Governing Act :</b> CIT Act 2047		
<b>6</b>	<b>Line Ministry :</b> Ministry of Finance		
<b>7</b>	<b>Financial Status : (Rs. in Lakh)</b>		
	(A) Profit/Loss Net Profit/Loss for F/Y 2009/10 AD. : 805.77 Cumulative Profit/Loss at the end of F/Y 2009/10 AD. : 1666.79		
	(B) Networth Rs. : 2666.71		
	(C) Outstanding loan to be paid to the Nepal Government :		
	<u>Total</u>	<u>Overdue</u>	
	Principal Rs. : -	Principal Rs. : -	
	Interest Rs. : -	Interest Rs. : -	
	(D) Outstanding loan to be paid to the bank and other financial institution :		
	Principal Rs. : -		
	Interest Rs. : -		
	(E) Investment :		
	Loan Investment Rs. : 33.32		
	Share Investment Rs. : 897.05		
	Other Investment Rs. : 3200.00		
	(F) Dividend to be paid to Nepal Government Rs. : -		
	(G) Revenue to be paid to Nepal Government (upto 15 July 2010) Rs. :		
	Income Tax Rs. : -	Royalty Rs. : -	
	Excise Rs. : -	Others Rs. : -	
	VAT. Rs. : -	Total Rs. : -	
	(H) Last fiscal year of audit completed : 2008 /09		
	(I) Total amount of audit irregularities to be cleared Rs. :		
	(J) Cleared amount of audit irregularities in F/Y 2009/10 Rs. :		
	(K) Liability of retirement benefit of employees :		
	Funded Rs. : 32.18		
	Unfunded Rs. :		
<b>8</b>	<b>No. of Employees :</b>	Permanent : 66 Contract : 42 Others :	Temporary : Total : 108
<b>9</b>	<b>Brief Statement of present activities and future plan :</b> Operating, Capital Market activities along with Employees Retirement Fund Scheme, Gratuity Scheme, Investors Scheme, Citizen Unit Scheme, Civil Servent Insurance Scheme and Teachers Insurance Scheme.		

## Financial and Physical Target/Progress/Performance

### Citizen Investment Trust

S. No.	Description	Unit	FY 2009/2010		FY 2010/2011		2011/2012
			Actual	Target achieved %	Target	Revised Estimate	Target
1	<b>Fund Collection</b>	Rs.Crore	2,128		2,635		3,359
	a. Employees Savings Schemes (Approved Retirement Fund)	Rs.Crore	1,288		1,586		1,864
	b. Citizen Unit Scheme 2052	Rs.Crore	35		38		84
	c. Gratuity Fund Scheme	Rs.Crore	369		397		512
	d. Investor Account Scheme	Rs.Crore	131		140		244
	e. Civil Servent Insurance Scheme	Rs.Crore	186		316		458
	f. Teachers insurance Scheme	Rs.Crore	118		157		197
	g. Pension Fund Scheme	Rs.Crore	2		1		1
2	<b>Investment Management</b>						
	Total Fund Investment	Rs.Crore	2,026		2,599		3,286
	<b>Output Stakeholder</b>						
	a. Retirement Fund plans	Rate	6		8		8
	b. Citizen Unit Scheme	Rate	9		9		9
	c. Gratuity Fund Scheme	Rate	7		7		7
	d. Investor Account Scheme	Rate	7		7		7
	e. Civil Servent Insurance Scheme	Rate	4		6		6
	<b>Recovary</b>	Rs.Lakh					
	Interest colletction	Rs.Lakh					
	Overdue Loan	Rs.Lakh					
	Interest Receivable	Rs.Lakh					
7	<b>Staff/Labourer</b>	Nos.	108		120		130
	<b>(a) Employees</b>	Nos.					
	Technical	Nos.	12		15		20
	Non Technical	Nos.	96		105		110
	<b>Permanent</b>	Nos.					
	Officer Level	Nos.	25		30		31
	Assistant Level	Nos.	41		65		78
	<b>Temporary</b>	Nos.					
	Officer Level	Nos.					
	Assistant Level	Nos.					
	<b>Daily Wages</b>	Nos.					
	Officer Level	Nos.					
	Assistant Level	Nos.	1		1		3
	<b>Contract</b>	Nos.					
	Officer Level	Nos.	11		6		5
	Assistant Level	Nos.	27		15		10
	<b>(b) Labourer</b>	Nos.					
	Permanent	Nos.					
	Temporary	Nos.					
	Daily Wages/Contract	Nos.	3		3		3
	<b>(c) Board members</b>	Nos.					

## Financial and Physical Target/Progress/Performance

### Citizen Investment Trust

S. No.	Description	Unit	FY 2009/2010		FY 2010/2011		2011/2012
			Actual	Target achieved %	Target	Revised Estimate	Target
	<b>Financial Details</b>						
	<b>Gross Operating Income</b>	Rs. Lakh	1,733		2,018		2,403
	Interest Income	Rs. Lakh	365		327		401
	Commission	Rs. Lakh	1,368		1,684		1,995
	Exchange Fluctuation Income	Rs. Lakh	0				
	Other Income	Rs. Lakh	1		7		7
2	<b>Total Operating Expenses</b>	Rs. Lakh	490		555		558
	Administrative Expenses	Rs. Lakh	320		428		448
	Interest Expenses	Rs. Lakh	113		24		0
	Depreciation	Rs. Lakh	20		25		27
	Amortization Expenses	Rs. Lakh	4		4		4
	Risk Provision	Rs. Lakh	0				
	Other Provision	Rs. Lakh	32		74		78
3	Fixed Expenses	Rs. Lakh					
4	Operating Profit / Loss	Rs. Lakh	1,243		1,463		1,845
5	Other Income	Rs. Lakh					
6	Provision for Bonus	Rs. Lakh	92		108		137
7	Provision for Tax	Rs. Lakh	345		406		513
8	Net Profit (after bonus and provision)	Rs. Lakh	806		948		1,196
9	Cash in Hand	Rs. Lakh					
10	Cash at Bank	Rs. Lakh	2,378		3,190		3,193
11	Investment	Rs. Lakh	4,130		2,893		4,141
12	Loans and Advances	Rs. Lakh	268		297		332
13	Interest Accrued	Rs. Lakh					
14	Bills Purchase	Rs. Lakh					
15	Miscellaneous Assets	Rs. Lakh	2,290		4,888		5,115
16	Net Fixed Assets	Rs. Lakh	627		631		626
17	Non-Banking Assets	Rs. Lakh					
18	Current Assets	Rs. Lakh					
19	Current Liabilities	Rs. Lakh	9				
20	Net Current Assets	Rs. Lakh					
21	Share Capital	Rs. Lakh	1,000		1,250		2,500
22	Capital Grant	Rs. Lakh					
23	Surplus on PL A/C	Rs. Lakh	1,667		2,449		3,610
24	General Reserve	Rs. Lakh	1,667		2,449		3,610
25	Share Holders Fund	Rs. Lakh	2,667		3,699		6,110
26	Loans and Borrowings	Rs. Lakh	2,600				
27	Deposites	Rs. Lakh					
28	Long term Loan	Rs. Lakh					
29	Short Term Loan	Rs. Lakh					
30	Bills Payable	Rs. Lakh					
31	Item in Transit ( Cr )	Rs. Lakh					
32	Other Liabilities	Rs. Lakh	4,426		8,200		7,296
33	Contra A/C	Rs. Lakh					
34	Net Capital Employed	Rs. Lakh					
35	Net Worth	Rs. Lakh	2,667		4,949		6,110

## Financial and Physical Target/Progress/Performance

### Citizen Investment Trust

S. No.	Description	Unit	FY 2009/2010		FY 2010/2011		2011/2012
			Actual	Target achieved %	Target	Revised Estimate	Target
	<b>Financial Status</b>						
1	Loans Advances / Deposit Ratio	Ratio					
2	Overdue Loan / Loan Portfolio	Ratio					
3	Return on Equity	Percentage	30		26		20
4	Operating Exp. / Operating Income	Percentage	28		28		23
5	Debt Equity Ratio	Ratio					
6	Advances & Investment Portfolio/Deposit	Ratio	84		86		73
7	Vault / Deposit	Percentage					
8	Cash & Bank / Deposit	Ratio	89		86		52
9	Total Interest / Loan & Investment	Percentage	9		11		10
10	Total Interest Exp. / Deposit & Borrowing	Percentage					
11	Interest Exp. / Interest Income	Ratio	31		7		0
12	Interest Income / Operating Income	Percentage					
13	Employees' Productivity	Rs. Lakh					
14	Administrative Overhead	Percentage	65		77		80
15	Break Even Point (in value)	Rs. Lakh					
	<b>Subsidy, Loan &amp; Liabilities</b>	Rs. Lakh					
1	<b>Subsidy Received</b>						
	a. From GON	Rs. Lakh					
	b. International Institution	Rs. Lakh					
2	<b>Loans</b>	Rs. Lakh					
	<b>From GON</b>						
	a. Loan Amount Received	Rs. Lakh					
	b. Loan Amount Paid	Rs. Lakh					
	<b>From Banks and Financial Institutions</b>						
	a. Loan Amount Received	Rs. Lakh	2,600				
	b. Loan Amount Paid	Rs. Lakh			2,600		
	<b>From International Institutions</b>						
	a. Loan Amount Received	Rs. Lakh					
	b. Loan Amount Paid	Rs. Lakh					
	<b>Others</b>						
	a. Loan Amount Received	Rs. Lakh					
	b. Loan Amount Paid	Rs. Lakh					
3	<b>Loan &amp; Liabilities Outstanding</b>						
	a. GON	Rs. Lakh					
	b. Banks & Financial Institutions	Rs. Lakh					
	c. International Institutions	Rs. Lakh					
	d. Others	Rs. Lakh					

## Financial and Physical Target/Progress/Performance

### Citizen Investment Trust

S. No.	Description	Unit	FY 2009/2010		FY 2010/2011		2011/2012
			Actual	Target achieved %	Target	Revised Estimate	Target
4	<b>Amount Paid to GON</b>						
	a. Principal	Rs. Lakh					
	b. Interest	Rs. Lakh					
	c. Royalty	Rs. Lakh					
	d. Dividend	Rs. Lakh					
	e. Income Tax	Rs. Lakh					
	f. Value Added Tax	Rs. Lakh					
	g. Excise Duty	Rs. Lakh					
	h. Others	Rs. Lakh					
5	<b>Liabilities Payable to GON</b>						
	a. Principal	Rs. Lakh					
	b. Interest	Rs. Lakh					
	c. Royalty	Rs. Lakh					
	d. Dividend	Rs. Lakh					
	e. Income Tax	Rs. Lakh					
	f. Value Added Tax	Rs. Lakh					
	g. Excise Duty	Rs. Lakh					
	h. Others	Rs. Lakh					
6	<b>Share Structure</b>						
	a. GON	Rs. Lakh	100		125		250
	b. Corporation	Rs. Lakh	700		875		1,750
	c. Private Sector	Rs. Lakh	200		250		500
7	<b>Miscellaneous</b>						
	Foreign Currency	US\$					
	a. Foreign Currency Expenditure on Import	US\$ in Lakh					
	b. Foreign Currency Expenditure on Export	US\$ in Lakh					
8	<b>Provision for Distribution from Net Income</b>	Rs. Lakh					
	a. Bonus	Rs. Lakh	92		108		137
	b. Income Tax	Rs. Lakh	345		406		513
	c. Dividend	Rs. Lakh					
	d. Employee Welfare Fund	Rs. Lakh	36		43		54
	e. Reserve Fund	Rs. Lakh	161		190		239
	f. VAT	Rs. Lakh					
	g. Excise	Rs. Lakh					
	h. Others	Rs. Lakh					
9	<b>Contingent and Unfunded Liability</b>				<b>Unit</b>	<b>FY 2009/2010</b>	
	<b>(I) Unfunded Liability</b>				Rs.Lakh		
	a. Gratuity/ Pension				Rs.Lakh		
	b. Provident Fund				Rs.Lakh		
	c. Accumulated Staff Leave				Rs.Lakh		
	d. Unpaid Share Calls				Rs.Lakh		
	e. Others				Rs.Lakh		
	<b>(II) Contingent Liability</b>				Rs.Lakh		
	a. Litigation				Rs.Lakh		
	b. Guarantee				Rs.Lakh		
	c. Other Claims				Rs.Lakh		

## Share Capital Structure of Companies with Minority Holding of GON

(Rs. in million)

S. No.	Name	Total Capital Share	Nepal Government		Public Enterprise		Others	
			Share Amount	Percentage	Share Amount	Percentage	Share Amount	Percentage
1	Sana Kisan Bikas Bank Ltd.	128.8	20	15.53	44	34.16	64.8	50.31
2	National Co-operative Bank Ltd.	170.0	10	5.88	0	0.00	160	94.12
3	Purwanchal Grameen Bikas Bank Ltd.	60.0	4.95	8.25	3	5.00	52.05	86.75
4	Madhyamanchal Grameen Bikas Bank Ltd.	100.0	0	0.00	6.7	6.70	93.3	93.30
5	Pashchimanchal Grameen Bikas Bank Ltd.	60.0	9.9	16.50	3	5.00	47.1	78.50
6	Madhya-Pashchimanchal Grameen Bikas Bank	67.8	9.9	14.60	3	4.42	54.92	80.98
7	Sudur-Pashchimanchal Grameen Bikas Bank	58.5	4.95	8.46	3	5.13	50.55	86.41
8	Nepal Bank Ltd	380.0	154	40.53	0	0.00	226	59.47
9	Biratnagar Jute Mill Ltd.	10.7	4.96	46.51	0	0.00	5.707	53.49
10	Morang Sugar Mill Ltd.	3.6	0.005	0.14	0	0.00	3.578	99.89
11	Seti Cigarette Factory Ltd.	120.0	0	0.00	10.159	8.47	109.84	91.53
12	Nepal Foundry Industries Limited	30.7	15.03	49.00	0	0.00	15.64	50.99
13	Nepal Tea Development Corporation Ltd.	200.0	70	35.00	0	0.00	130	65.00
14	Gorakhhkali Rubber Udyog Ltd.	436.1	259.7	59.55	114.8	26.32	61.6	14.13
15	Nepal Metal Company Ltd.	178.4	122.9	68.89	1.994	1.12	53.5	29.99
16	Butwal Spinning Mill Ltd.	373.1	222.9	59.74	54.669	14.65	95.53	25.60
17	Raghipati Jute Mills Ltd	180.0	60.12	33.40	0	0.00	119.876	66.60
18	Nepal Railway Company	600.0	600	100.00	0	0.00	0	0.00
19	Bishal Bazar Company Ltd.	50.0	0	0.00	17	34.00	33	66.00
20	Sajha Pasal Sewa	5.0	0.025	0.50	0.665	13.30	4.31	86.20
21	Sajha Swastha Sewa	1.5	0.861	56.09	0	0.00	0.674	43.91
22	Sajha Yatayat	12.0	11.135	92.54	0	0.00	0.897	7.46
23	Salt Trading Corporation Ltd.	32.9	3.829	11.65	3.19	9.71	25.84	78.64
24	Sajha Prakashan *	6.5	0.356	5.48	0.248	3.82	5.894	90.70
25	Butwal Power Company Ltd.	923.0	83.9	9.09	10.338	1.12	828.76	89.79
26	Himal Hidro & General Construction Ltd.	241.0	25.6	10.62	0	0.00	215.4	89.38

\* GON does not have direct share capital investment. However assets of contemporary Nepali Bhasa Prakashani Samiti owned by GON and 7 ropani land equivalent to 0.357 million of Sajha Kendra were kept as share capital



<b>1</b>	<b>Name of Enterprise : Sana Kisan Bikas Bank Limited</b>								
	Address : Subidhanagar, Tinkune, Kathmandu. Telephone No: 4111923, 4111923 Fax No. : 4111901 email : <a href="mailto:skbbl@wlink.com.np">skbbl@wlink.com.np</a>	Liason Office : Telephone No: Fax No. : email : Website : <a href="http://www.skbbl.com.np">www.skbbl.com.np</a>							
<b>2</b>	<b>Date of Incorporation :</b> 2058.03.22 <b>Act of Incorporation :</b> Company Act 2063								
<b>3</b>	<b>Objectives :</b> Provide wholesale credit to Small Farmers Cooperatives Ltds. 9SFCLs) and similar type of other rural Micro finance institutions.								
<b>4</b>	<b>Share Capital : (Rs. in Lakh)</b> Authorised : 2400.00 Issued : 2000.00 Paid up : 1288.00 Nepal Government's Share : 200.00 Percentage : 217.56								
<b>5</b>	<b>Governing Act :</b> Banking and Financial Institution Act, 2063								
<b>6</b>	<b>Line Ministry :</b> Ministry of Finance								
<b>7</b>	<b>Financial Status : (Rs. in Lakh)</b> (A) Profit/Loss Net Profit/Loss for F/Y 2009/10 AD. Rs. : 190.39 Cumulative Profit/Loss at the end of F/Y 2009/10 AD. Rs. : 217.56 (B) Networth Rs. : 3628.24 (C) Outstanding loan to be paid to the Nepal Government : <table border="0"> <tr> <td><u>Total</u></td> <td><u>Overdue</u></td> </tr> <tr> <td>Principal Rs. :</td> <td>Principal Rs. :</td> </tr> <tr> <td>Interest Rs. :</td> <td>Interest Rs. :</td> </tr> </table> (D) Outstanding loan to be paid to the bank and other financial institution : Principal Rs. : 8367.21 Interest Rs. : 4.73 (E) Investment : Loan Investment Rs. : 11160.95 Share Investment Rs. : 0.1 Other Investment Rs. : 1170.09 (F) Dividend to be paid to Nepal Government Rs. : 1052.00 (G) Revenue to be paid to Nepal Government (upto 15 July 2010) Rs. : Income Tax Rs. : Royalty Rs. : Excise Rs. : Others Rs. : VAT. Rs. : Total Rs. : (H) Last fiscal year of audit completed : 2009/10 (I) Liability of retirement benefit of employees : Funded Rs. : 4.46 Unfunded Rs. :			<u>Total</u>	<u>Overdue</u>	Principal Rs. :	Principal Rs. :	Interest Rs. :	Interest Rs. :
<u>Total</u>	<u>Overdue</u>								
Principal Rs. :	Principal Rs. :								
Interest Rs. :	Interest Rs. :								
<b>8</b>	<b>No. of Employees :</b> Permanent : 35 Temporary : Contract : 10 Others : 3 Total : 48								
<b>9</b>	<b>Brief Statement of present activities and future plan :</b> 1)To establish this institution as financially viable and leading wholesale microcredit Bank and expand micro finance service in the rural sector. 2) Establishing bank as Small Farmer's Bank holding majority ownership by SFCLs. 3) Develop local MFIs in rural areas with replication Program to serve the deprived. 4)								

<b>1</b>	<b>Name of Enterprise : National Co-operative Bank Limited</b>								
	Address : New Baneshwor, Kathmandu. Telephone No: 4461907, 2110137 Fax No. : 4465805 email : <a href="mailto:coopbank@wlink.com.np">coopbank@wlink.com.np</a>	Liason Office : Telephone No: Fax No. : email : <a href="mailto:info@coopbank.com.np">info@coopbank.com.np</a> Website : <a href="http://www.coopbank.com.np">www.coopbank.com.np</a>							
<b>2</b>	<b>Date of Incorporation :</b> 2060.03.25 <b>Act of Incorporation :</b> Co-oprative Act, 2048								
<b>3</b>	<b>Objectives :</b> Provide wholesale credit and other possible support to it's member organizations.								
<b>4</b>	<b>Share Capital : (Rs. in Lakh)</b> Authorised : 6400.00 Issued : 3200.00 Paid up : 1700.00 Nepal Government's Share : 100.00 Percentage : 6.67								
<b>5</b>	<b>Governing Act :</b> Co-oprative Act, 2048								
<b>6</b>	<b>Line Ministry :</b> Ministry of Agriculture & Co-operative								
<b>7</b>	<b>Financial Status : (Rs. in Lakh)</b> (A) Profit/Loss Net Profit/Loss for F/Y 2009/10 AD. Rs. : 159.00 Cumulative Profit/Loss at the end of F/Y 2009/10 AD. Rs. : 84.21 (B) Networth Rs. : 1784.00 (C) Outstanding loan to be paid to the Nepal Government : <table border="0"> <tr> <td><u>Total</u></td> <td><u>Overdue</u></td> </tr> <tr> <td>Principal Rs. : 100.00</td> <td>Principal Rs. :</td> </tr> <tr> <td>Interest Rs. :</td> <td>Interest Rs. :</td> </tr> </table> (D) Outstanding loan to be paid to the bank and other financial institution : Principal Rs. : Interest Rs. : (E) Investment : Loan Investment Rs. : 4670.00 Share Investment Rs. : 1.00 Other Investment Rs. : (F) Dividend to be paid to Nepal Government Rs. : 28.00 (G) Revenue to be paid to Nepal Government (upto 15 July 2010) Rs. : Income Tax Rs. : Royalty Rs. : Excise Rs. : Others Rs. : VAT. Rs. : Total Rs. : (H) Last fiscal year of audit completed : 2009/10 (I) Liability of retirement benefit of employees : Funded Rs. : Unfunded Rs. : 1.40			<u>Total</u>	<u>Overdue</u>	Principal Rs. : 100.00	Principal Rs. :	Interest Rs. :	Interest Rs. :
<u>Total</u>	<u>Overdue</u>								
Principal Rs. : 100.00	Principal Rs. :								
Interest Rs. :	Interest Rs. :								
<b>8</b>	<b>No. of Employees :</b> Permanent : 6 Temporary : Contract : 55 Others : Total : 61								
<b>9</b>	<b>Brief Statement of present activities and future plan :</b> Collecting institutional deposits and investing on loans are major activities.								

<b>1</b>	<b>Name of Enterprise : Madhyamanchal Grameen Bikas Bank</b>								
	Address : Janakpur Telephone No: 041-527383, 527381 Fax No. : 041-527383 email : <a href="mailto:madhyamanchal@ntc.net.np">madhyamanchal@ntc.net.np</a>	Liason Office : Telephone No: Fax No. : email : Website :							
<b>2</b>	<b>Date of Incorporation :</b> <b>Act of Incorporation :</b>								
<b>3</b>	<b>Objectives :</b> Provide banking services in rural areas. Support poor people for participating income generating activities.								
<b>4</b>	<b>Share Capital : (Rs. in Lakh)</b> Authorised : 2000.00 Issued : 1000.00 Paid up : 1000.00 Nepal Government's Share : Percentage :								
<b>5</b>	<b>Governing Act :</b> Bank and Financial Institution Act, 2063								
<b>6</b>	<b>Line Ministry :</b> Ministry of Finance								
<b>7</b>	<b>Financial Status : (Rs. in Lakh)</b> (A) Profit/Loss Net Profit/Loss for F/Y 2009/10 AD. Rs. : (233.42) Cumulative Profit/Loss at the end of F/Y 2009/10 AD. Rs. : 639.79 (B) Networth Rs. : 10929.55 (C) Outstanding loan to be paid to the Nepal Government : <table border="0"> <tr> <td><u>Total</u></td> <td><u>Overdue</u></td> </tr> <tr> <td>Principal Rs. :</td> <td>Principal Rs. :</td> </tr> <tr> <td>Interest Rs. :</td> <td>Interest Rs. :</td> </tr> </table> (D) Outstanding loan to be paid to the bank and other financial institution : Principal Rs. : 8524.74 Interest Rs. : (E) Investment : Loan Investment Rs. : 6623.93 Share Investment Rs. : 10.15 Other Investment Rs. : 400.00 (F) Dividend to be paid to Nepal Government Rs. : (G) Revenue to be paid to Nepal Government (upto 15 July 2010) Rs. : Income Tax Rs. : Royalty Rs. : Excise Rs. : Others Rs. : VAT. Rs. : Total Rs. : (H) Last fiscal year of audit completed : 2009/10 (I) Liability of retirement benefit of employees : Funded Rs. : 30.00 Unfunded Rs. : 481.83			<u>Total</u>	<u>Overdue</u>	Principal Rs. :	Principal Rs. :	Interest Rs. :	Interest Rs. :
<u>Total</u>	<u>Overdue</u>								
Principal Rs. :	Principal Rs. :								
Interest Rs. :	Interest Rs. :								
<b>8</b>	<b>No. of Employees :</b> Permanent : 215 Temporary : Contract : Others : Total : 215								
<b>9</b>	<b>Brief Statement of present activities and future plan :</b> a) Increase in saving transactions. 2) Provide loans for poor people or rural areas.								

<b>1</b>	<b>Name of Enterprise : Purwanchal Grameen Bikas Bank</b>								
	Address : Central office, Biratnagar, Morang. Telephone No: 021-523396 Fax No. : 021-524259 email : <a href="mailto:gbbn@wlink.com.np">gbbn@wlink.com.np</a>	Liason Office : Telephone No: Fax No. : email : Website : <a href="http://www.grameenbirat.com.np">www.grameenbirat.com.np</a>							
<b>2</b>	<b>Date of Incorporation :</b> 2049.08.05 <b>Act of Incorporation :</b> Commercial Bank Act								
<b>3</b>	<b>Objectives :</b> Provide micro-financial service .								
<b>4</b>	<b>Share Capital : (Rs. in Lakh)</b> Authorised : 1200.00 Issued : 600.00 Paid up : 600.00 Nepal Government's Share : 49.50 Percentage : 8.25								
<b>5</b>	<b>Governing Act :</b> Bank and Financial Institution Act, 2063								
<b>6</b>	<b>Line Ministry :</b> Ministry of Finance								
<b>7</b>	<b>Financial Status : (Rs. in Lakh)</b> (A) Profit/Loss Net Profit/Loss for F/Y 2009/10 AD. Rs. : 8.56 Cumulative Profit/Loss at the end of F/Y 2009/10 AD. Rs. : 62.16 (B) Networth Rs. : 791.31 (C) Outstanding loan to be paid to the Nepal Government : <table border="0"> <tr> <td><u>Total</u></td> <td><u>Overdue</u></td> </tr> <tr> <td>Principal Rs. :</td> <td>Principal Rs. :</td> </tr> <tr> <td>Interest Rs. :</td> <td>Interest Rs. :</td> </tr> </table> (D) Outstanding loan to be paid to the bank and other financial institution : Principal Rs. : 7272.30 Interest Rs. : 1.22 (E) Investment : Loan Investment Rs. : 9005.91 Share Investment Rs. : 8.00 Other Investment Rs. : (F) Dividend to be paid to Nepal Government Rs. : 9.90 (G) Revenue to be paid to Nepal Government (upto 15 July 2010) Rs. : Income Tax Rs. : Royalty Rs. : Excise Rs. : Others Rs. : VAT. Rs. : Total Rs. : (H) Last fiscal year of audit completed : 2008/09 (I) Liability of retirement benefit of employees : Funded Rs. : 541.42 Unfunded Rs. : 299.87			<u>Total</u>	<u>Overdue</u>	Principal Rs. :	Principal Rs. :	Interest Rs. :	Interest Rs. :
<u>Total</u>	<u>Overdue</u>								
Principal Rs. :	Principal Rs. :								
Interest Rs. :	Interest Rs. :								
<b>8</b>	<b>No. of Employees :</b>	Permanent : 233 Contract : 2 Others :	Temporary : Total : 273						
<b>9</b>	<b>Brief Statement of present activities and future plan :</b> Micro finance of Loan,saving and remittance								

<b>1</b>	<b>Name of Enterprise : Pashchimanchal Grameen Bikas Bank</b>								
	Address : Butwal-10, Sukhanagar, Rupandehi. Telephone No: 071-541001, 540295 Fax No. : 071-541289 email : <a href="mailto:pqbb_btw@wlink.com.np">pqbb_btw@wlink.com.np</a>	Liason Office : Telephone No: Fax No. : email : Website : <a href="http://www.grameenbanknepal.org">www.grameenbanknepal.org</a>							
<b>2</b>	<b>Date of Incorporation</b> : 2051.12.28 <b>Act of Incorporation</b> : Company Act								
<b>3</b>	<b>Objectives</b> : Provide financial services to rural people. Create employment opportunities in rural areas. Reduce poverty by raising income level.								
<b>4</b>	<b>Share Capital : (Rs. in Lakh)</b> Authorised : 2000.00 Issued : 1000.00 Paid up : 660.00 Nepal Government's Share : 108.90 Percentage : 16.5								
<b>5</b>	<b>Governing Act</b> : Bank and Financial Institution Act, 2063								
<b>6</b>	<b>Line Ministry</b> : Ministry of Finance								
<b>7</b>	<b>Financial Status : (Rs. in Lakh)</b> (A) Profit/Loss Net Profit/Loss for F/Y 2009/10 AD. Rs. : Cumulative Profit/Loss at the end of F/Y 2009/10 AD. Rs. : (B) Networth Rs. : 781.00 (C) Outstanding loan to be paid to the Nepal Government : <table border="0"> <tr> <td><u>Total</u></td> <td><u>Overdue</u></td> </tr> <tr> <td>Principal Rs. :</td> <td>Principal Rs. :</td> </tr> <tr> <td>Interest Rs. :</td> <td>Interest Rs. :</td> </tr> </table> (D) Outstanding loan to be paid to the bank and other financial institution : Principal Rs. : Interest Rs. : (E) Investment : Loan Investment Rs. : Share Investment Rs. : Other Investment Rs. : (F) Dividend to be paid to Nepal Government Rs. : (G) Revenue to be paid to Nepal Government (upto 15 July 2010) Rs. : Income Tax Rs. : Royalty Rs. : Excise Rs. : Others Rs. : VAT. Rs. : Total Rs. : (H) Last fiscal year of audit completed : 2008/09 (I) Liability of retirement benefit of employees : Funded Rs. : Unfunded Rs. :			<u>Total</u>	<u>Overdue</u>	Principal Rs. :	Principal Rs. :	Interest Rs. :	Interest Rs. :
<u>Total</u>	<u>Overdue</u>								
Principal Rs. :	Principal Rs. :								
Interest Rs. :	Interest Rs. :								
<b>8</b>	<b>No. of Employees :</b>	Permanent : 201 Contract : 1 Others : Total : 202	Temporary : Total : 202						
<b>9</b>	<b>Brief Statement of present activities and future plan :</b> Loan service to micro-enterprises including renewable energy sector is the main function. Remittance service is another popular activities. Future plan is extending services in remote rural areas, as a leading national micro-financial institution.								

<b>1</b>	<b>Name of Enterprise : Madhya Pashchimanchal Grameen Bikas Bank</b>								
	Address : Nepalgunj, Banke. Telephone No: 081-551202 Fax No. : 081-551206 email : <a href="mailto:mpgbb@wlink.com.np">mpgbb@wlink.com.np</a>	Liason Office : Telephone No: Fax No. : email : Website :							
<b>2</b>	<b>Date of Incorporation :</b> 2051.07.06 <b>Act of Incorporation :</b> Company Act 2063								
<b>3</b>	<b>Objectives :</b> Maximize reliable financial services to the marginalized rural people including women. Support for mobilizing local resources.								
<b>4</b>	<b>Share Capital : (Rs. in Lakh)</b> Authorised : 1200.00 Issued : 1000.00 Paid up : 678.17 Nepal Government's Share : 99.00 Percentage : 14.60								
<b>5</b>	<b>Governing Act :</b> Bank and Financial Institution Act, 2063								
<b>6</b>	<b>Line Ministry :</b> Ministry of Finance								
<b>7</b>	<b>Financial Status : (Rs. in Lakh)</b> (A) Profit/Loss Net Profit/Loss for F/Y 2009/10 AD. Rs. : 52.98 Cumulative Profit/Loss at the end of F/Y 2009/10 AD. Rs. : (304.92) (B) Networth Rs. : 458.12 (C) Outstanding loan to be paid to the Nepal Government : <table border="0"> <tr> <td><u>Total</u></td> <td><u>Overdue</u></td> </tr> <tr> <td>Principal Rs. :</td> <td>Principal Rs. :</td> </tr> <tr> <td>Interest Rs. :</td> <td>Interest Rs. :</td> </tr> </table> (D) Outstanding loan to be paid to the bank and other financial institution : Principal Rs. : 6111.10 Interest Rs. : 11.79 (E) Investment : Loan Investment Rs. : 3840.65 Share Investment Rs. : 11.54 Other Investment Rs. : 2885.00 (F) Dividend to be paid to Nepal Government Rs. : (G) Revenue to be paid to Nepal Government (upto 15 July 2010) Rs. : Income Tax Rs. : 0.40 Royalty Rs. : Excise Rs. : Others Rs. : 0.02 VAT. Rs. : Total Rs. : 0.43 (H) Last fiscal year of audit completed : 2009 /10 45.13 17.32 (I) Liability of retirement benefit of employees : Funded Rs. : 121.08 Unfunded Rs. : 180.04			<u>Total</u>	<u>Overdue</u>	Principal Rs. :	Principal Rs. :	Interest Rs. :	Interest Rs. :
<u>Total</u>	<u>Overdue</u>								
Principal Rs. :	Principal Rs. :								
Interest Rs. :	Interest Rs. :								
<b>8</b>	<b>No. of Employees :</b> Permanent : 116 Temporary : Contract : 41 Others : Total : 157								
<b>9</b>	<b>Brief Statement of present activities and future plan :</b> Bank has expanded its working area in 2 new districts Salyan and Rukum by opening 4 new branches. Bank has been working with INGO & NGO in partnership for credit plus program. Future plan is to upgrade its current level from Regional level to National level Micro Finance Development Bank.								

<b>1</b>	<b>Name of Enterprise : Sudur Pashchimanchal Grameen Bikas Bank</b>								
	Address : Central office, Dhangadi, Kailali. Telephone No: 091-522624 Fax No. : 091-522963 email : <a href="mailto:spqbank@ntc.net.np">spqbank@ntc.net.np</a>	Liason Office : Telephone No: Fax No. : email : Website :							
<b>2</b>	<b>Date of Incorporation :</b> 2049.11.17 <b>Act of Incorporation :</b> Bank and Financial Company Act 2063								
<b>3</b>	<b>Objectives :</b> Maximize reliable financial services to the marginalized rural people including women. Support for mobilizing local resources.								
<b>4</b>	<b>Share Capital : (Rs. in Lakh)</b> Authorised : 1200.00                      Issued : 600.00                      Paid up : 585.00 Nepal Government's Share : 49.50                      Percentage : 8.46								
<b>5</b>	<b>Governing Act :</b> Bank and Financial Institution Act, 2063								
<b>6</b>	<b>Line Ministry :</b> Ministry of Finance								
<b>7</b>	<b>Financial Status : (Rs. in Lakh)</b> (A) Profit/Loss Net Profit/Loss for F/Y 2009/10 AD. Rs. : (1.55) Cumulative Profit/Loss at the end of F/Y 2009/10 AD. Rs. : (1436.57) (B) Networth Rs. : (837.95) (C) Outstanding loan to be paid to the Nepal Government : <table border="0"> <tr> <td><u>Total</u></td> <td><u>Overdue</u></td> </tr> <tr> <td>Principal Rs. : 500.00</td> <td>Principal Rs. :</td> </tr> <tr> <td>Interest Rs. : 45.00</td> <td>Interest Rs. :</td> </tr> </table> (D) Outstanding loan to be paid to the bank and other financial institution : Principal Rs. : 1384.94 Interest Rs. : 20.39 (E) Investment : Loan Investment Rs. : 1522.20 Share Investment Rs. : 0.80 Other Investment Rs. : 475.00 (F) Dividend to be paid to Nepal Government Rs. : (G) Revenue to be paid to Nepal Government (upto 15 July 2010) Rs. : Income Tax Rs. :                      Royalty Rs. : Excise Rs. :                      Others Rs. : VAT. Rs. :                      Total Rs. : (H) Last fiscal year of audit completed : 2009 /10 (I) Liability of retirement benefit of employees : Funded Rs. : 401.51 Unfunded Rs. : 226.26			<u>Total</u>	<u>Overdue</u>	Principal Rs. : 500.00	Principal Rs. :	Interest Rs. : 45.00	Interest Rs. :
<u>Total</u>	<u>Overdue</u>								
Principal Rs. : 500.00	Principal Rs. :								
Interest Rs. : 45.00	Interest Rs. :								
<b>8</b>	<b>No. of Employees :</b>	Permanent : 74 Contract :                      Others : 18	Temporary : Total : 92						
<b>9</b>	<b>Brief Statement of present activities and future plan :</b> 1) To provide pure drinking water, toilet construction, loan investment on Gobar gas. 2) To promote social awareness.								

<b>1</b>	<b>Name of Enterprise : Nepal Bank Limited</b>								
	Address : Dharmapath, Kathmandu Telephone No: 4221185, 4247999 Fax No. : 4220414 email : <a href="mailto:info@nepalbank.com.np">info@nepalbank.com.np</a>	Liason Office : Telephone No: Fax No. : email : Website : <a href="http://www.nepalbank.com.np">www.nepalbank.com.np</a>							
<b>2</b>	<b>Date of Incorporation :</b> 1994.07.30 (B.S.) <b>Act of Incorporation :</b> Company Act								
<b>3</b>	<b>Objectives :</b> Provide excellent banking services.								
<b>4</b>	<b>Share Capital : (Rs. in Lakh)</b> Authorised : 10000.00 Issued : 5000.00 Paid up : 3800.00 Nepal Government's Share : 1540.00 Percentage : 40.49								
<b>5</b>	<b>Governing Act :</b> Bank and Financial Institution Act, 2063								
<b>6</b>	<b>Line Ministry :</b> Ministry of Finance								
<b>7</b>	<b>Financial Status : (Rs. in Lakh)</b> (A) Profit/Loss Net Profit/Loss for F/Y 2009/10 AD. Rs. : (3571.00) Cumulative Profit/Loss at the end of F/Y 2009/10 AD. Rs. : (77200.00) (B) Networth Rs. : (44972.00) (C) Outstanding loan to be paid to the Nepal Government : <table border="0"> <tr> <td><u>Total</u> (SDR Through IDA)</td> <td><u>Overdue</u></td> </tr> <tr> <td>Principal Rs. : 21251.00</td> <td>Principal Rs. :</td> </tr> <tr> <td>Interest Rs. :</td> <td>Interest Rs. :</td> </tr> </table> (D) Outstanding loan to be paid to the bank and other financial institution : Principal Rs. : Interest Rs. : (E) Investment : Loan Investment Rs. : 249350.00 Share Investment Rs. : 44832.00 Other Investment Rs. : 13326.00 (F) Dividend to be paid to Nepal Government Rs. : (G) Revenue to be paid to Nepal Government (upto 15 July 2010) Rs. : Income Tax Rs. : 2261.00 Royalty Rs. : Excise Rs. : Others Rs. : VAT. Rs. : Total Rs. : (H) Last fiscal year of audit completed : 2008/09 (I) Liability of retirement benefit of employees : Funded Rs. : 38679.00 Unfunded Rs. : 13697.00			<u>Total</u> (SDR Through IDA)	<u>Overdue</u>	Principal Rs. : 21251.00	Principal Rs. :	Interest Rs. :	Interest Rs. :
<u>Total</u> (SDR Through IDA)	<u>Overdue</u>								
Principal Rs. : 21251.00	Principal Rs. :								
Interest Rs. :	Interest Rs. :								
<b>8</b>	<b>No. of Employees :</b>	Permanent : 2450 Contract : 398 Others : 488	Temporary : 78 Total : 2926						
<b>9</b>	<b>Brief Statement of present activities and future plan :</b> Striving for reducing cummulative loss. Increasing authorized and paid-up capital. Introducing capital fund plan. Creating sound financial health.								



<b>1</b>	<b>Name of Enterprise : Biratnagar Jute Mills Limited</b>							
	Address : Rani, Biratnagar, Morang. Telephone No: 021-435058 Fax No. : email :	Liason Office : Kathmandu. Telephone No: 4673311 Fax No. : email : Website :						
<b>2</b>	<b>Date of Incorporation : 1993</b> <b>Act of Incorporation :</b>							
<b>3</b>	<b>Objectives :</b> Produce jute sack and hesian, knitt and make ready goods from jute.							
<b>4</b>	<b>Share Capital : (Rs. in Lakh)</b> Authorised : 150.00 Issued : 110.00 Paid up : 106.00 Nepal Government's Share : 49.63 Percentage : 46.52							
<b>5</b>	<b>Governing Act :</b>							
<b>6</b>	<b>Line Ministry :</b> Ministry of Industry							
<b>7</b>	<b>Financial Status : (Rs. in Lakh)</b> (A) Profit/Loss Net Profit/Loss for F/Y 2009/10 AD. Rs. : (3879.09) Cumulative Profit/Loss at the end of F/Y 2009/10 AD. Rs. : (23082.63) (B) Networth Rs. : (22938.33)   (C) Outstanding loan to be paid to the Nepal Government : <table border="0"> <tr> <td><u>Total</u></td> <td><u>Overdue</u></td> </tr> <tr> <td>Principal Rs. : 11899.72</td> <td>Principal Rs. : 3771.16</td> </tr> <tr> <td>Interest Rs. : 4854.27</td> <td>Interest Rs. : 2175.43</td> </tr> </table> (D) Outstanding loan to be paid to the bank and other financial institution : Principal Rs. : 323.45 Interest Rs. : 6881.64 (E) Investment : Loan Investment Rs. : 2.99 Share Investment Rs. : 6.06 Other Investment Rs. : (F) Dividend to be paid to Nepal Government Rs. : (G) Revenue to be paid to Nepal Government (upto 15 July 2010) Rs. : Income Tax Rs. : 11.22 Royalty Rs. : Excise Rs. : Others Rs. : VAT. Rs. : 10.18 Total Rs. : (H) Last fiscal year of audit completed : 2061/62 (I) Liability of retirement benefit of employees : Funded Rs. : Unfunded Rs. :		<u>Total</u>	<u>Overdue</u>	Principal Rs. : 11899.72	Principal Rs. : 3771.16	Interest Rs. : 4854.27	Interest Rs. : 2175.43
<u>Total</u>	<u>Overdue</u>							
Principal Rs. : 11899.72	Principal Rs. : 3771.16							
Interest Rs. : 4854.27	Interest Rs. : 2175.43							
<b>8</b>	<b>No. of Employees :</b> Permanent : Contract : Others : 47 Temporary : Total : 47							
<b>9</b>	<b>Brief Statement of present activities and future plan :</b>							

<b>1</b>	<b>Name of Enterprise : Morang Sugar Mills Limited</b>							
	Address : Rani, Biratnagar, Morang. Telephone No: 021-435733 Fax No. : 021-471517 email :	Liason Office : Salt Trading Complex, Kalimati, Ktm Telephone No: 4282165 Fax No. : 4271014 email : Website :						
<b>2</b>	<b>Date of Incorporation :</b> 11/1/2003 (B.S.) <b>Act of Incorporation :</b> Nepal Company Law							
<b>3</b>	<b>Objectives :</b> Produce sugar using modern technologies. Motivate farmer for sugar cane cultivation.							
<b>4</b>	<b>Share Capital : (Rs. in Lakh)</b> Authorised : 50.00 Issued : 35.82 Paid up : 35.82 Nepal Government's Share : 0.08 Percentage : 0.14							
<b>5</b>	<b>Governing Act :</b>							
<b>6</b>	<b>Line Ministry :</b> Ministry of Industry							
<b>7</b>	<b>Financial Status : (Rs. in Lakh)</b> (A) Profit/Loss Net Profit/Loss for F/Y 2009/10 AD. Rs. : (240.00) Cumulative Profit/Loss at the end of F/Y : (3841.00) (B) Networth Rs. : (375.17) (C) Outstanding loan to be paid to the Nepal Government : <table border="0"> <tr> <td><u>Total</u></td> <td><u>Overdue</u></td> </tr> <tr> <td>Principal Rs. :</td> <td>Principal Rs. :</td> </tr> <tr> <td>Interest Rs. :</td> <td>Interest Rs. :</td> </tr> </table> (D) Outstanding loan to be paid to the bank and other financial institution : Principal Rs. : 125.40 Interest Rs. : 676.00 (E) Investment : Loan Investment Rs. : Share Investment Rs. : 1.50 Other Investment Rs. : (F) Dividend to be paid to Nepal Government Rs. : 0.28 (G) Revenue to be paid to Nepal Government (upto 15 July 2010) Rs. : Income Tax Rs. : 0.14 Royalty Rs. : Excise Rs. : Others Rs. : VAT. Rs. : Total Rs. : 0.14 (H) Last fiscal year of audit completed : 2063/64 (I) Liability of retirement benefit of employees : Funded Rs. : 16.74 Unfunded Rs. :		<u>Total</u>	<u>Overdue</u>	Principal Rs. :	Principal Rs. :	Interest Rs. :	Interest Rs. :
<u>Total</u>	<u>Overdue</u>							
Principal Rs. :	Principal Rs. :							
Interest Rs. :	Interest Rs. :							
<b>8</b>	<b>No. of Employees :</b> Permanent : 10 Temporary : Contract : 24 Others : Total : 34							
<b>9</b>	<b>Brief Statement of present activities and future plan :</b> Mill is not currently under operation. Efforts are being made to operating on full capacity.							

<b>1</b>	<b>Name of Enterprise : Seti Cigarette Factory Limited</b>		
	Address : Chitwan	Liason Office : K.M.C.-3, Maharajgunj, Kathmandu	
	Telephone No:	Telephone No: 4415834, 4434707	
	Fax No. :	Fax No. : 4423316	
	email :	email : <a href="mailto:seticig@wlink.com.np">seticig@wlink.com.np</a>	
<b>2</b>	<b>Date of Incorporation :</b> 2042.05.04		
	<b>Act of Incorporation :</b>		
<b>3</b>	<b>Objectives :</b> Produce cigarettes for sales and distribution.		
<b>4</b>	<b>Share Capital : (Rs. in Lakh)</b>		
	Authorised : 3500.00	Issued : 1750.00	Paid up : 1200.00
	Nepal Government's Share : 0.00		Percentage : 0
<b>5</b>	<b>Governing Act :</b>		
<b>6</b>	<b>Line Ministry :</b> Ministry of Industry		
<b>7</b>	<b>Financial Status : (Rs. in Lakh)</b>		
	(A) Profit/Loss		
	Net Profit/Loss for F/Y2009/10 AD. Rs.	:	(183.90)
	Cumulative Profit/Loss at the end of F/Y 2009/10AD. Rs.	:	(1834.19)
	(B) Networth Rs. :		
	(C) Outstanding loan to be paid to the Nepal Government :		
	<u>Total</u>	<u>Overdue</u>	
	Principal Rs. :	Principal Rs. :	
	Interest Rs. :	Interest Rs. :	
	(D) Outstanding loan to be paid to the bank and other financial institution :		
	Principal Rs. :		1095.71
	Interest Rs. :		147.56
	(E) Investment :		
	Loan Investment Rs. :		
	Share Investment Rs. :		
	Other Investment Rs. :		
	(F) Dividend to be paid to Nepal Government Rs. :		
	(G) Revenue to be paid to Nepal Government (upto 15 July 2010) Rs. :		
	Income Tax Rs. :	Royalty Rs. :	
	Excise Rs. :	Others Rs. :	
	VAT. Rs. :	Total Rs. :	
	(H) Last fiscal year of audit completed : 2009/10		
	(I) Liability of retirement benefit of employees :		
	Funded Rs. :		
	Unfunded Rs. :		
<b>8</b>	<b>No. of Employees :</b>	Permanent : 31	Temporary : 38
	Contract :	Others : 69	Total : 69
<b>9</b>	<b>Brief Statement of present activities and future plan :</b>		

<b>1</b>	<b>Name of Enterprise : Nepal Foundry Industry Limited</b>								
	Address : Saatdobato, Lalitpur. Telephone No: 5522644, 5523259 Fax No. : 5522644 email : <a href="mailto:nepalfoundry@gmail.com">nepalfoundry@gmail.com</a>	Liason Office : Telephone No: Fax No. : email : Website :							
<b>2</b>	<b>Date of Incorporation :</b> 2047.08.14 <b>Act of Incorporation :</b>								
<b>3</b>	<b>Objectives :</b> Prepare different objects using steel scraps and sale as per order.								
<b>4</b>	<b>Share Capital : (Rs. in Lakh)</b> Authorised : 450.00 Issued : 400.00 Paid up : 307.00 Nepal Government's Share : 150.30 Percentage : 49								
<b>5</b>	<b>Governing Act :</b> Company Act 2063								
<b>6</b>	<b>Line Ministry :</b> Ministry of Industry								
<b>7</b>	<b>Financial Status : (Rs. in Lakh)</b> (A) Profit/Loss Net Profit/Loss for F/Y 2009/10 AD. Rs. : 29.00 Cumulative Profit/Loss at the end of F/Y 2009/10 AD. Rs. : (19.00) (B) Networth Rs. : 307.53 (C) Outstanding loan to be paid to the Nepal Government : <table border="0"> <tr> <td><u>Total</u></td> <td><u>Overdue</u></td> </tr> <tr> <td>Principal Rs. :</td> <td>Principal Rs. :</td> </tr> <tr> <td>Interest Rs. :</td> <td>Interest Rs. :</td> </tr> </table> (D) Outstanding loan to be paid to the bank and other financial institution : Principal Rs. : 37.88 Interest Rs. : (E) Investment : Loan Investment Rs. : Share Investment Rs. : Other Investment Rs. : (F) Dividend to be paid to Nepal Government Rs. : (G) Revenue to be paid to Nepal Government (upto 15 July 2010) Rs. : Income Tax Rs. : Royalty Rs. : Excise Rs. : Others Rs. : VAT. Rs. : Total Rs. : (H) Last fiscal year of audit completed : 2008/09 (I) Liability of retirement benefit of employees : Funded Rs. : Unfunded Rs. :			<u>Total</u>	<u>Overdue</u>	Principal Rs. :	Principal Rs. :	Interest Rs. :	Interest Rs. :
<u>Total</u>	<u>Overdue</u>								
Principal Rs. :	Principal Rs. :								
Interest Rs. :	Interest Rs. :								
<b>8</b>	<b>No. of Employees :</b>	Permanent : 10 Contract : Others : Temporary : 17 Total : 27							
<b>9</b>	<b>Brief Statement of present activities and future plan :</b> Planning to install furnesh of high capicity for more and quality production.								

<b>1</b>	<b>Name of Enterprise : Nepal Tea Development Corporation Limited</b>								
	Address : Birtamod, Jhapa. Telephone No: 023-541330 Fax No. : 023-540689 email : <a href="mailto:ntdc@trivenionline.com">ntdc@trivenionline.com</a>	Liason Office : Putalisadak, Kathmandu. Telephone No: Fax No. : email : <a href="mailto:ntdc@trivenionline.com">ntdc@trivenionline.com</a> Website :							
<b>2</b>	<b>Date of Incorporation :</b> 1966 <b>Act of Incorporation :</b> Company Act								
<b>3</b>	<b>Objectives :</b> Tea production, supply, sales, distribution and export.								
<b>4</b>	<b>Share Capital : (Rs. in Lakh)</b> Authorised : 2500.00 Issued : 2000.00 Paid up : 2000.00 Nepal Government's Share : 700.00 Percentage : 35								
<b>5</b>	<b>Governing Act :</b> Company Act, 2063								
<b>6</b>	<b>Line Ministry :</b> Ministry of Agriculture and Cooperatives								
<b>7</b>	<b>Financial Status : (Rs. in Lakh)</b> (A) Profit/Loss Net Profit/Loss for F/Y 2009/10 AD. Rs. : 240.38 Cumulative Profit/Loss at the end of F/Y 2009/10 AD. Rs. : (1365.39) (B) Networth Rs. : (C) Outstanding loan to be paid to the Nepal Government : <table border="0"> <tr> <td><u>Total</u></td> <td><u>Overdue</u></td> </tr> <tr> <td>Principal Rs. :</td> <td>Principal Rs. :</td> </tr> <tr> <td>Interest Rs. :</td> <td>Interest Rs. :</td> </tr> </table> (D) Outstanding loan to be paid to the bank and other financial institution : Principal Rs. : Interest Rs. : (E) Investment : Loan Investment Rs. : Share Investment Rs. : Other Investment Rs. : (F) Dividend to be paid to Nepal Government Rs. : (G) Revenue to be paid to Nepal Government (upto 15 July 2010) Rs. : Income Tax Rs. : Royalty Rs. : Excise Rs. : Others Rs. : VAT. Rs. : Total Rs. : (H) Last fiscal year of audit completed : 2009/10 (I) Liability of retirement benefit of employees : Funded Rs. : Unfunded Rs. :			<u>Total</u>	<u>Overdue</u>	Principal Rs. :	Principal Rs. :	Interest Rs. :	Interest Rs. :
<u>Total</u>	<u>Overdue</u>								
Principal Rs. :	Principal Rs. :								
Interest Rs. :	Interest Rs. :								
<b>8</b>	<b>No. of Employees :</b> Contract : 181 Permanent : Others : Temporary : Total : 181								
<b>9</b>	<b>Brief Statement of present activities and future plan :</b> Expansion of Tea farming through modern equipment, technology and better irrigation facilities. Infilling of tea plants.								

<b>1</b>	<b>Name of Enterprise : Gorakhkali Rubber Udyog Limited</b>								
	Address : Majuwa Deurali, Gorkha. Telephone No: 065-540079, 540046 Fax No. : 065-540080 email : <a href="mailto:grul@wlink.com.np">grul@wlink.com.np</a>	Liason Office : Kalimati, Kathmandu. Telephone No: 4274537, 4271102 Fax No. : 4270367 email : <a href="mailto:grul@wlink.com.np">grul@wlink.com.np</a> Website :							
<b>2</b>	<b>Date of Incorporation :</b> 2041.02.30 <b>Act of Incorporation :</b> Company Act								
<b>3</b>	<b>Objectives :</b> Production and sales of tyre, tubes and flapes								
<b>4</b>	<b>Share Capital : (Rs. in Lakh)</b> Authorised : 6999.00 Issued : 4800.00 Paid up : 4361.00 Nepal Government's Share : 600.00 Percentage : 59.55								
<b>5</b>	<b>Governing Act :</b> Company Act, 2063								
<b>6</b>	<b>Line Ministry :</b> Ministry of Industry								
<b>7</b>	<b>Financial Status : (Rs. in Lakh)</b> (A) Profit/Loss Net Profit/Loss for F/Y 2009/10 AD. Rs. : 130.33 Cumulative Profit/Loss at the end of F/Y 2009/10 AD. Rs. : (7162.92) (B) Networth Rs. : (2804.70) (C) Outstanding loan to be paid to the Nepal Government : <table border="0"> <tr> <td><u>Total</u></td> <td><u>Overdue</u></td> </tr> <tr> <td>Principal Rs. : 4000.00</td> <td>Principal Rs. : all</td> </tr> <tr> <td>Interest Rs. : 1315.13</td> <td>Interest Rs. : all</td> </tr> </table> (D) Outstanding loan to be paid to the bank and other financial institution : Principal Rs. : 3485.14 Interest Rs. : 679.45 (E) Investment : Loan Investment Rs. : Share Investment Rs. : Other Investment Rs. : (F) Dividend to be paid to Nepal Government Rs. : 832.44 (G) Revenue to be paid to Nepal Government (upto 15 July 2010) Rs. : Income Tax Rs. : Royalty Rs. : Excise Rs. : Others Rs. : VAT. Rs. : Total Rs. : (H) Last fiscal year of audit completed : 2009/10 (I) Liability of retirement benefit of employees : Funded Rs. : Unfunded Rs. : 615.04			<u>Total</u>	<u>Overdue</u>	Principal Rs. : 4000.00	Principal Rs. : all	Interest Rs. : 1315.13	Interest Rs. : all
<u>Total</u>	<u>Overdue</u>								
Principal Rs. : 4000.00	Principal Rs. : all								
Interest Rs. : 1315.13	Interest Rs. : all								
<b>8</b>	<b>No. of Employees :</b>	Permanent : 350 Contract : 21 Others :	Temporary : Total : 371						
<b>9</b>	<b>Brief Statement of present activities and future plan :</b> Advanced machinery are installed for minimizing the cost.								

<b>1</b>	<b>Name of Enterprise : Nepal Metal Company Limited</b>								
	Address : Lainchour, Kathmandu Telephone No: 9851079744 Fax No. : email :	Liason Office : Telephone No: Fax No. : email : Website :							
<b>2</b>	<b>Date of Incorporation : 2033.03.05</b> <b>Act of Incorporation : Company Act</b>								
<b>3</b>	<b>Objectives : Explore and refine the Zinc and Lead to sale .</b>								
<b>4</b>	<b>Share Capital : (Rs. in Lakh)</b> Authorised : 3300.00      Issued : 2500.00      Paid up : 1784.00 Nepal Government's Share : 1229.04      Percentage : 68.89								
<b>5</b>	<b>Governing Act :</b>								
<b>6</b>	<b>Line Ministry : Ministry of Industry</b>								
<b>7</b>	<b>Financial Status : (Rs. in Lakh)</b> (A) Profit/Loss Net Profit/Loss for F/Y 2009/10 AD. Rs. : Cumulative Profit/Loss at the end of F/Y 2009/10 AD. Rs. : (B) Networth Rs. : 55.21 (C) Outstanding loan to be paid to the Nepal Government : <table border="0"> <tr> <td><u>Total</u></td> <td><u>Overdue</u></td> </tr> <tr> <td>Principal Rs. : 348.33</td> <td>Principal Rs. :</td> </tr> <tr> <td>Interest Rs. :</td> <td>Interest Rs. :</td> </tr> </table> (D) Outstanding loan to be paid to the bank and other financial institution : Principal Rs. : Interest Rs. : (E) Investment : Loan Investment Rs. : Share Investment Rs. : Other Investment Rs. : (F) Dividend to be paid to Nepal Government Rs. : (G) Revenue to be paid to Nepal Government (upto 15 July 2010) Rs. : Income Tax Rs. : 2.05      Royalty Rs. : 2.10 Excise Rs. :      Others Rs. : VAT. Rs. :      Total Rs. : (H) Last fiscal year of audit completed : 2008 /09 (I) Liability of retirement benefit of employees : Funded Rs. : Unfunded Rs. :			<u>Total</u>	<u>Overdue</u>	Principal Rs. : 348.33	Principal Rs. :	Interest Rs. :	Interest Rs. :
<u>Total</u>	<u>Overdue</u>								
Principal Rs. : 348.33	Principal Rs. :								
Interest Rs. :	Interest Rs. :								
<b>8</b>	<b>No. of Employees :</b>	Permanent : Contract : 10      Others :	Temporary : Total : 10						
<b>9</b>	<b>Brief Statement of present activities and future plan :</b> Infrastructure are being developed. Waiting government approval for operation.								

<b>1</b>	<b>Name of Enterprise : Butwal Spinning Mill Limited</b>																	
	Address : Butwal Industrial Estate, Ramnagar. Telephone No: 071-540308 Fax No. : 071-540307 email : <a href="mailto:bsml@hons.com.np">bsml@hons.com.np</a>	Liason Office : Anamnagar, Kathmandu. Telephone No: 4102613 Fax No. : 4102614 email : <a href="mailto:bsml@ntc.net.np">bsml@ntc.net.np</a>																
<b>2</b>	<b>Date of Incorporation :</b> <b>Act of Incorporation :</b>																	
<b>3</b>	<b>Objectives :</b> Produce thread for domestic cotton mills .																	
<b>4</b>	<b>Share Capital : (Rs. in Lakh)</b> <table style="width: 100%; border: none;"> <tr> <td style="width: 33%;">Authorised : 6000.00</td> <td style="width: 33%;">Issued : 4500.00</td> <td style="width: 33%;">Paid up : 3731.00</td> </tr> <tr> <td>Nepal Government's Share : 2229.00</td> <td></td> <td>Percentage : 59.74</td> </tr> </table>			Authorised : 6000.00	Issued : 4500.00	Paid up : 3731.00	Nepal Government's Share : 2229.00		Percentage : 59.74									
Authorised : 6000.00	Issued : 4500.00	Paid up : 3731.00																
Nepal Government's Share : 2229.00		Percentage : 59.74																
<b>5</b>	<b>Governing Act :</b>																	
<b>6</b>	<b>Line Ministry :</b> Ministry of Industry																	
<b>7</b>	<b>Financial Status : (Rs. in Lakh)</b> (A) Profit/Loss Net Profit/Loss for F/Y 2009/10 AD. Rs. : (2432.00) Cumulative Profit/Loss at the end of F/Y 2009/10 AD. Rs. : (B) Networth Rs. : (C) Outstanding loan to be paid to the Nepal Government : <table style="width: 100%; border: none;"> <tr> <td style="width: 50%;"><u>Total</u></td> <td style="width: 50%;"><u>Overdue</u></td> </tr> <tr> <td>Principal Rs. : 5330.00</td> <td>Principal Rs. :</td> </tr> <tr> <td>Interest Rs. : 920.00</td> <td>Interest Rs. :</td> </tr> </table> (D) Outstanding loan to be paid to the bank and other financial institution : Principal Rs. : Interest Rs. : (E) Investment : Loan Investment Rs. : Share Investment Rs. : Other Investment Rs. : (F) Dividend to be paid to Nepal Government Rs. : (G) Revenue to be paid to Nepal Government (upto 15 July 2010) Rs. : <table style="width: 100%; border: none;"> <tr> <td style="width: 33%;">Income Tax Rs. :</td> <td style="width: 33%;">Royalty Rs. :</td> <td style="width: 33%;">Others Rs. :</td> </tr> <tr> <td>Excise Rs. :</td> <td></td> <td>Total Rs. :</td> </tr> <tr> <td>VAT. Rs. :</td> <td></td> <td></td> </tr> </table> (H) Last fiscal year of audit completed : 2008/09 (I) Liability of retirement benefit of employees : Funded Rs. : Unfunded Rs. :			<u>Total</u>	<u>Overdue</u>	Principal Rs. : 5330.00	Principal Rs. :	Interest Rs. : 920.00	Interest Rs. :	Income Tax Rs. :	Royalty Rs. :	Others Rs. :	Excise Rs. :		Total Rs. :	VAT. Rs. :		
<u>Total</u>	<u>Overdue</u>																	
Principal Rs. : 5330.00	Principal Rs. :																	
Interest Rs. : 920.00	Interest Rs. :																	
Income Tax Rs. :	Royalty Rs. :	Others Rs. :																
Excise Rs. :		Total Rs. :																
VAT. Rs. :																		
<b>8</b>	<b>No. of Employees :</b> <table style="width: 100%; border: none;"> <tr> <td style="width: 33%;">Permanent :</td> <td style="width: 33%;">Temporary :</td> <td style="width: 33%;">Total :</td> </tr> <tr> <td>Contract :</td> <td>Others :</td> <td>385</td> </tr> </table>			Permanent :	Temporary :	Total :	Contract :	Others :	385									
Permanent :	Temporary :	Total :																
Contract :	Others :	385																
<b>9</b>	<b>Brief Statement of present activities and future plan :</b> Factory is not in operation.																	



<b>1</b>	<b>Name of Enterprise : Raghupati Jute Mill Limited</b>		
	Address : Biratnagar-22, Rani, Morang.	Liason Office :	
	Telephone No: 021-435316	Telephone No:	
	Fax No. : 021-435809	Fax No. :	
	email : <a href="mailto:srim@wlink.com.np">srim@wlink.com.np</a>	email :	
<b>2</b>	<b>Date of Incorporation :</b> 2003.05.07	Website :	
	<b>Act of Incorporation :</b>		
<b>3</b>	<b>Objectives :</b> Produce finished goods from jute.		
<b>4</b>	<b>Share Capital : (Rs. in Lakh)</b>		
	Authorised : 4500.00	Issued : 2500.00	Paid up : 1800.00
	Nepal Government's Share : 601.24		Percentage : 33.29
<b>5</b>	<b>Governing Act :</b> Company Act, 2063		
<b>6</b>	<b>Line Ministry :</b> Ministry of Industry		
<b>7</b>	<b>Financial Status : (Rs. in Lakh)</b>		
	(A) Profit/Loss		
	Net Profit/Loss for F/Y 2009/10 AD. Rs.	:	(151.00)
	Cumulative Profit/Loss at the end of F/Y 2009/10 AD. Rs.	:	(562.00)
	(B) Networth Rs. : 1244.00		
	(C) Outstanding loan to be paid to the Nepal Government :		
	<u>Total</u>	<u>Overdue</u>	
	Principal Rs. :	Principal Rs. :	
	Interest Rs. :	Interest Rs. :	
	(D) Outstanding loan to be paid to the bank and other financial institution :		
	Principal Rs. :	1670.00	
	Interest Rs. :	174.00	
	(E) Investment :		
	Loan Investment Rs. :		
	Share Investment Rs. :		
	Other Investment Rs. :		
	(F) Dividend to be paid to Nepal Government Rs. :		
	(G) Revenue to be paid to Nepal Government (upto 15 July 2009) Rs. :		
	Income Tax Rs. :	Royalty Rs. :	
	Excise Rs. :	Others Rs. :	
	VAT. Rs. :	Total Rs. :	
	(H) Last fiscal year of audit completed : 2009/10		
	(I) Liability of retirement benefit of employees :		
	Funded Rs. :		
	Unfunded Rs. :		
<b>8</b>	<b>No. of Employees :</b>	Permanent : 465	Temporary : 1197
	Contract : 771	Others : 667	Total : 3100
<b>9</b>	<b>Brief Statement of present activities and future plan :</b>		
	Ensuring sustainability, promoting employment opportunity and increasing production are some major vision and activities.		

<b>1</b>	<b>Name of Enterprise : Nepal Railway Company Limited</b>																	
	Address : Janakpurdham, Dhanusa. Telephone No: 041-520211, 520157 Fax No. : 041-520211 email :	Liason Office : Telephone No: Fax No. : email :																
<b>2</b>	<b>Date of Incorporation :</b> 2061.02.18 <b>Act of Incorporation :</b>		Website :															
<b>3</b>	<b>Objectives :</b> Ensure safe, regular and reliable railway service.																	
<b>4</b>	<b>Share Capital : (Rs. in Lakh)</b> <table style="width: 100%; border: none;"> <tr> <td style="width: 33%;">Authorised :</td> <td style="width: 33%;">Issued :</td> <td style="width: 33%;">Paid up : 6000.00</td> </tr> <tr> <td>Nepal Government's Share :</td> <td>6000.00</td> <td>Percentage : 100</td> </tr> </table>			Authorised :	Issued :	Paid up : 6000.00	Nepal Government's Share :	6000.00	Percentage : 100									
Authorised :	Issued :	Paid up : 6000.00																
Nepal Government's Share :	6000.00	Percentage : 100																
<b>5</b>	<b>Governing Act :</b> Company Act 2063																	
<b>6</b>	<b>Line Ministry :</b> Ministry of Labour and Transport Management																	
<b>7</b>	<b>Financial Status : (Rs. in Lakh)</b> (A) Profit/Loss Net Profit/Loss for F/Y 2009/10 AD. Rs. : Cumulative Profit/Loss at the end of F/Y 2009/10 AD. Rs. : (B) Networth Rs. : (C) Outstanding loan to be paid to the Nepal Government : <table style="width: 100%; border: none;"> <tr> <td style="width: 50%;"><u>Total</u></td> <td style="width: 50%;"><u>Overdue</u></td> </tr> <tr> <td>Principal Rs. : 300.00</td> <td>Principal Rs. :</td> </tr> <tr> <td>Interest Rs. :</td> <td>Interest Rs. :</td> </tr> </table> (D) Outstanding loan to be paid to the bank and other financial institution : Principal Rs. : Interest Rs. : (E) Investment : Loan Investment Rs. : Share Investment Rs. : Other Investment Rs. : (F) Dividend to be paid to Nepal Government Rs. : (G) Revenue to be paid to Nepal Government (upto 15 July 2010) Rs. : <table style="width: 100%; border: none;"> <tr> <td style="width: 33%;">Income Tax Rs. :</td> <td style="width: 33%;">Royalty Rs. :</td> <td style="width: 33%;">Total Rs. :</td> </tr> <tr> <td>Excise Rs. :</td> <td>Others Rs. :</td> <td></td> </tr> <tr> <td>VAT. Rs. :</td> <td></td> <td></td> </tr> </table> (H) Last fiscal year of audit completed : (I) Liability of retirement benefit of employees : Funded Rs. : Unfunded Rs. :			<u>Total</u>	<u>Overdue</u>	Principal Rs. : 300.00	Principal Rs. :	Interest Rs. :	Interest Rs. :	Income Tax Rs. :	Royalty Rs. :	Total Rs. :	Excise Rs. :	Others Rs. :		VAT. Rs. :		
<u>Total</u>	<u>Overdue</u>																	
Principal Rs. : 300.00	Principal Rs. :																	
Interest Rs. :	Interest Rs. :																	
Income Tax Rs. :	Royalty Rs. :	Total Rs. :																
Excise Rs. :	Others Rs. :																	
VAT. Rs. :																		
<b>8</b>	<b>No. of Employees :</b>	Permanent : Contract : Others :	Temporary : Total : 171															
<b>9</b>	<b>Brief Statement of present activities and future plan :</b>																	

<b>1</b>	<b>Name of Enterprise : Bishal Bazar Company Limited</b>								
	Address : Shukrapath, Kathmandu. Telephone No: 4242185, 4222423 Fax No. : 4248893 email :	Liason Office : Telephone No: Fax No. : email : Website :							
<b>2</b>	<b>Date of Incorporation : 2026</b> <b>Act of Incorporation : Company Act</b>								
<b>3</b>	<b>Objectives : Provide rental facilities for business.</b>								
<b>4</b>	<b>Share Capital : (Rs. in Lakh)</b> Authorised : 500.00 Issued : 500.00 Paid up : 500.00 Nepal Government's Share : 0.00 Percentage : 0								
<b>5</b>	<b>Governing Act : Company Act, 2063</b>								
<b>6</b>	<b>Line Ministry : Ministry of Commerce and Supply</b>								
<b>7</b>	<b>Financial Status : (Rs. in Lakh)</b> (A) Profit/Loss Net Profit/Loss for F/Y 2009/10 AD. Rs. : 373.34 Cumulative Profit/Loss at the end of F/Y 2009/10 AD. Rs. : 53.73 (B) Networth Rs. : 714.00 (C) Outstanding loan to be paid to the Nepal Government : <table border="0"> <tr> <td><u>Total</u></td> <td><u>Overdue</u></td> </tr> <tr> <td>Principal Rs. :</td> <td>Principal Rs. :</td> </tr> <tr> <td>Interest Rs. :</td> <td>Interest Rs. :</td> </tr> </table> (D) Outstanding loan to be paid to the bank and other financial institution : Principal Rs. : Interest Rs. : (E) Investment : Loan Investment Rs. : Share Investment Rs. : Other Investment Rs. : (F) Dividend to be paid to Nepal Government Rs. : (G) Revenue to be paid to Nepal Government (upto 15 July 2010) Rs. : Income Tax Rs. : Royalty Rs. : Excise Rs. : Others Rs. : VAT. Rs. : Total Rs. : (H) Last fiscal year of audit completed : 2065/66 (I) Liability of retirement benefit of employees : Funded Rs. : 163.59 Unfunded Rs. : 36.71			<u>Total</u>	<u>Overdue</u>	Principal Rs. :	Principal Rs. :	Interest Rs. :	Interest Rs. :
<u>Total</u>	<u>Overdue</u>								
Principal Rs. :	Principal Rs. :								
Interest Rs. :	Interest Rs. :								
<b>8</b>	<b>No. of Employees :</b>	Permanent : 42 Contract : 4 Others : 1	Temporary : 3 Total : 50						
<b>9</b>	<b>Brief Statement of present activities and future plan :</b> Maintaining and upgrading physical support system of building to make more competitive.								

<b>1</b>	<b>Name of Enterprise : Sajha Pasal Sewa</b>								
	Address : Balkhu, Kathmandu. Telephone No: 4671989 Fax No. : email :		Liason Office : Patandhoka, Lalitpur. Telephone No: 5005548, 5005549 Fax No. : email : Website :						
<b>2</b>	<b>Date of Incorporation :</b> 2031.04.01 <b>Act of Incorporation :</b> Co-operative Institution Act, 2016								
<b>3</b>	<b>Objectives :</b> Easy supply of medicines at fair price								
<b>4</b>	<b>Share Capital : (Rs. in Lakh)</b> Authorised : 100.00                      Issued : 50.00                      Paid up : 50.00 Nepal Government's Share : 0.05                      Percentage : 0.1								
<b>5</b>	<b>Governing Act :</b> Company Act, 2063								
<b>6</b>	<b>Line Ministry :</b> Ministry of Agriculture and Cooperatives								
<b>7</b>	<b>Financial Status : (Rs. in Lakh)</b> (A) Profit/Loss Net Profit/Loss for F/Y 2009/10 AD. Rs. : 47.58 Cumulative Profit/Loss at the end of F/Y 2009/10 AD. Rs. : (B) Networth Rs. : 49.02 (C) Outstanding loan to be paid to the Nepal Government : <table style="width: 100%; border: none;"> <tr> <td style="width: 50%;"><u>Total</u></td> <td style="width: 50%;"><u>Overdue</u></td> </tr> <tr> <td>Principal Rs. :</td> <td>Principal Rs. :</td> </tr> <tr> <td>Interest Rs. :</td> <td>Interest Rs. :</td> </tr> </table> (D) Outstanding loan to be paid to the bank and other financial institution : Principal Rs. : Interest Rs. : (E) Investment : Loan Investment Rs. : Share Investment Rs. : 2.02 Other Investment Rs. : (F) Dividend to be paid to Nepal Government Rs. : (G) Revenue to be paid to Nepal Government (upto 15 July 2010) Rs. : Income Tax Rs. :                      Royalty Rs. : Excise Rs. :                      Others Rs. : VAT. Rs. :                      Total Rs. : (H) Last fiscal year of audit completed : 2065/66 (I) Liability of retirement benefit of employees : Funded Rs. : 47.60 Unfunded Rs. : 5.21			<u>Total</u>	<u>Overdue</u>	Principal Rs. :	Principal Rs. :	Interest Rs. :	Interest Rs. :
<u>Total</u>	<u>Overdue</u>								
Principal Rs. :	Principal Rs. :								
Interest Rs. :	Interest Rs. :								
<b>8</b>	<b>No. of Employees :</b> Permanent : 35                      Temporary : 5 Contract :                      Others :                      Total : 40								
<b>9</b>	<b>Brief Statement of present activities and future plan :</b> 1) Provides all essential and life saving drugs. Specified by DDA, at its 35 retail outlets, spread all over Nation. 2) Provides Narcotic and other habit forming drugs only on the prescription of medical practitioner and provides its services to the government institution with a very nominal service charge. 3) Planning to								

<b>1</b>	<b>Name of Enterprise : Sajha Swasthya Sewa</b>								
	Address : Chhetrapati, Dhalko, Kathmandu. Telephone No: 4671989 Fax No. : email : <a href="mailto:sajhapas1@mos.com.np">sajhapas1@mos.com.np</a>	Liason Office : Telephone No: Fax No. : email : Website :							
<b>2</b>	<b>Date of Incorporation :</b> 2021.04.01 <b>Act of Incorporation :</b> Cooperative Act								
<b>3</b>	<b>Objectives :</b> Easy supply of medicine at fair price.								
<b>4</b>	<b>Share Capital : (Rs. in Lakh)</b> Authorised : 250.00 Issued : 50.00 Paid up : 50.00 Nepal Government's Share : 0.25 Percentage : 0.5								
<b>5</b>	<b>Governing Act :</b> Cooperative Act, 2048								
<b>6</b>	<b>Line Ministry :</b> Ministry of Agriculture and Cooperatives								
<b>7</b>	<b>Financial Status : (Rs. in Lakh)</b> (A) Profit/Loss Net Profit/Loss for F/Y2009/10 AD. Rs. : 58.62 Cumulative Profit/Loss at the end of F/Y 2009/10 AD. Rs. : (B) Networth Rs. : 450.20 (C) Outstanding loan to be paid to the Nepal Government : <table border="0"> <tr> <td><u>Total</u></td> <td><u>Overdue</u></td> </tr> <tr> <td>Principal Rs. :</td> <td>Principal Rs. :</td> </tr> <tr> <td>Interest Rs. :</td> <td>Interest Rs. :</td> </tr> </table> (D) Outstanding loan to be paid to the bank and other financial institution : Principal Rs. : 50.00 Interest Rs. : (E) Investment : Loan Investment Rs. : Share Investment Rs. : 2.02 Other Investment Rs. : (F) Dividend to be paid to Nepal Government Rs. : 7.64 (G) Revenue to be paid to Nepal Government (upto 15 July 2010) Rs. : Income Tax Rs. : Royalty Rs. : Excise Rs. : Others Rs. : VAT. Rs. : Total Rs. : (H) Last fiscal year of audit completed : 2009/10 (I) Liability of retirement benefit of employees : Funded Rs. : 64.64 Unfunded Rs. :			<u>Total</u>	<u>Overdue</u>	Principal Rs. :	Principal Rs. :	Interest Rs. :	Interest Rs. :
<u>Total</u>	<u>Overdue</u>								
Principal Rs. :	Principal Rs. :								
Interest Rs. :	Interest Rs. :								
<b>8</b>	<b>No. of Employees :</b>	Permanent : 36 Contract : Others : 1	Temporary : 5 Total : 42						
<b>9</b>	<b>Brief Statement of present activities and future plan :</b> 1) Provides all essential and life saving drugs. Specified by DDA, at its 35 retail outlets, spread all over Nation. 2) Provides Narcotic and other habit forming drugs only on the prescription of medical practitioner and provides its services to the government institution with a very nominal service charge. 3) Planning to extend its services to the remote areas of the country.								

<b>1</b>	<b>Name of Enterprise : Sajha Yatayat</b>								
	Address : Harihar Bhawan, Pulchowk, Lalitpur. Telephone No: 4262786, 4216505 Fax No. : email : <a href="mailto:saswasewa@mail.com.np">saswasewa@mail.com.np</a>	Liason Office : Telephone No: Fax No. : email :							
<b>2</b>	<b>Date of Incorporation :</b> 2021.04.01 <b>Act of Incorporation :</b> Cooperative Act		Website : saghahealth.com						
<b>3</b>	<b>Objectives :</b> Provide safe and reliable transport service.								
<b>4</b>	<b>Share Capital : (Rs. in Lakh)</b> Authorised : 20.00 Issued : 15.35 Paid up : 15.35 Nepal Government's Share : 8.61 Percentage : 56.09								
<b>5</b>	<b>Governing Act :</b> Cooperative Act, 2048								
<b>6</b>	<b>Line Ministry :</b> Ministry of Labour and Transport Management								
<b>7</b>	<b>Financial Status : (Rs. in Lakh)</b> (A) Profit/Loss Net Profit/Loss for F/Y 2009/10 AD. Rs. : (126.05) Cumulative Profit/Loss at the end of F/Y 2009/10 AD. Rs. : 332.63 (B) Networth Rs. : 205.50 (C) Outstanding loan to be paid to the Nepal Government : <table border="0"> <tr> <td><u>Total</u></td> <td><u>Overdue</u></td> </tr> <tr> <td>Principal Rs. :</td> <td>Principal Rs. :</td> </tr> <tr> <td>Interest Rs. :</td> <td>Interest Rs. :</td> </tr> </table> (D) Outstanding loan to be paid to the bank and other financial institution : Principal Rs. : Interest Rs. : (E) Investment : Loan Investment Rs. : Share Investment Rs. : 1.51 Other Investment Rs. : (F) Dividend to be paid to Nepal Government Rs. : (G) Revenue to be paid to Nepal Government (upto 15 July 2010) Rs. : Income Tax Rs. : Royalty Rs. : Excise Rs. : Others Rs. : VAT. Rs. : Total Rs. : (H) Last fiscal year of audit completed : 2008/09 (I) Liability of retirement benefit of employees : Funded Rs. : Unfunded Rs. : 397.16			<u>Total</u>	<u>Overdue</u>	Principal Rs. :	Principal Rs. :	Interest Rs. :	Interest Rs. :
<u>Total</u>	<u>Overdue</u>								
Principal Rs. :	Principal Rs. :								
Interest Rs. :	Interest Rs. :								
<b>8</b>	<b>No. of Employees :</b>	Permanent : 140 Contract : 1 Others :	Temporary : 82 Total : 223						
<b>9</b>	<b>Brief Statement of present activities and future plan :</b> Exploring competent Management Team to contract out. Re-operation of transport service.								

<b>1</b>	<b>Name of Enterprise : Salt Trading Corporation Limited</b>								
	Address : K.M.C.-13, Kalimati, Kathmandu. Telephone No: 4270315, 4271014 Fax No. : 4271614 email : <a href="mailto:finance@stcnepal.com">finance@stcnepal.com</a>	Liason Office : Telephone No: Fax No. : email : Website :							
<b>2</b>	<b>Date of Incorporation :</b> 2020.05.27 <b>Act of Incorporation :</b> Company Act, 2007								
<b>3</b>	<b>Objectives :</b> Effective and systemetic supply of quality salt.								
<b>4</b>	<b>Share Capital : (Rs. in Lakh)</b> Authorised : 10000.00 Issued : 10000.00 Paid up : 328.59 Nepal Government's Share : 38.28 Percentage : 11.65								
<b>5</b>	<b>Governing Act :</b> Company Act, 2063								
<b>6</b>	<b>Line Ministry :</b> Ministry of Commerce and Supplies.								
<b>7</b>	<b>Financial Status : (Rs. in Lakh)</b> (A) Profit/Loss Net Profit/Loss for F/Y 2009/10 AD. Rs. : 371.51 Cumulative Profit/Loss at the end of F/Y 2009/10 AD. Rs. : 670.47 (B) Networth Rs. : 13179.62 (C) Outstanding loan to be paid to the Nepal Government : <table border="0"> <tr> <td><u>Total</u></td> <td><u>Overdue</u></td> </tr> <tr> <td>Principal Rs. :</td> <td>Principal Rs. :</td> </tr> <tr> <td>Interest Rs. :</td> <td>Interest Rs. :</td> </tr> </table> (D) Outstanding loan to be paid to the bank and other financial institution : Principal Rs. : 22458.89 Interest Rs. : 69.84 (E) Investment : Loan Investment Rs. : Share Investment Rs. : 4537.32 Other Investment Rs. : 537.99 (F) Dividend to be paid to Nepal Government Rs. : (G) Revenue to be paid to Nepal Government (upto 15 July 2010) Rs. : Income Tax Rs. : Royalty Rs. : Excise Rs. : Others Rs. : VAT. Rs. : Total Rs. : (H) Last fiscal year of audit completed : 2009/10 (I) Liability of retirement benefit of employees : Funded Rs. : 537.99 Unfunded Rs. : 599.88			<u>Total</u>	<u>Overdue</u>	Principal Rs. :	Principal Rs. :	Interest Rs. :	Interest Rs. :
<u>Total</u>	<u>Overdue</u>								
Principal Rs. :	Principal Rs. :								
Interest Rs. :	Interest Rs. :								
<b>8</b>	<b>No. of Employees :</b>	Permanent : 308 Contract : 69 Others :	Temporary : Total : 377						
<b>9</b>	<b>Brief Statement of present activities and future plan :</b>								

<b>1</b>	<b>Name of Enterprise : Sajha Prakashan</b>								
	Address : Pulchowk, Lalitpur. Telephone No: 5521118, 5521023 Fax No. : 5544236 email : <a href="mailto:sajhap@wlink.com.np">sajhap@wlink.com.np</a>	Liason Office : Telephone No: Fax No. : email : Website :							
<b>2</b>	<b>Date of Incorporation :</b> 2021.09.17 <b>Act of Incorporation :</b> Cooperative Act								
<b>3</b>	<b>Objectives :</b> Publication.								
<b>4</b>	<b>Share Capital : (Rs. in Lakh)</b> Authorised : 150.00 Issued : 64.98 Paid up : 64.98 Nepal Government's Share : 3.56 Percentage :								
<b>5</b>	<b>Governing Act :</b> Cooperative Act 2048								
<b>6</b>	<b>Line Ministry :</b> Ministry of Agriculture and Cooperatives								
<b>7</b>	<b>Financial Status : (Rs. in Lakh)</b> (A) Profit/Loss Net Profit/Loss for F/Y 2009/10 AD. Rs. : 1.50 Cumulative Profit/Loss at the end of F/Y 2009/10 AD. Rs. : 50.64 (B) Networth Rs. : 167.00 (C) Outstanding loan to be paid to the Nepal Government : <table border="0"> <tr> <td><u>Total</u></td> <td><u>Overdue</u></td> </tr> <tr> <td>Principal Rs. :</td> <td>Principal Rs. :</td> </tr> <tr> <td>Interest Rs. :</td> <td>Interest Rs. :</td> </tr> </table> (D) Outstanding loan to be paid to the bank and other financial institution : Principal Rs. : 1.00 Interest Rs. : 12.00 (E) Investment : Loan Investment Rs. : Share Investment Rs. : 0.96 Other Investment Rs. : (F) Dividend to be paid to Nepal Government Rs. : (G) Revenue to be paid to Nepal Government (upto 15 July 2010) Rs. : Income Tax Rs. : Royalty Rs. : Excise Rs. : Others Rs. : VAT. Rs. : Total Rs. : (H) Last fiscal year of audit completed : 2062/63 (I) Liability of retirement benefit of employees : Funded Rs. : Unfunded Rs. : 940.00			<u>Total</u>	<u>Overdue</u>	Principal Rs. :	Principal Rs. :	Interest Rs. :	Interest Rs. :
<u>Total</u>	<u>Overdue</u>								
Principal Rs. :	Principal Rs. :								
Interest Rs. :	Interest Rs. :								
<b>8</b>	<b>No. of Employees :</b> Permanent : 236 Temporary : 17 Contract : 5 Others : Total : 258								
<b>9</b>	<b>Brief Statement of present activities and future plan :</b> Publication, sale & distribution of literature and other text books. Building, new physical infrastructure and restructuring of organization are main future plans.								



<b>1</b>	<b>Name of Enterprise : Butawal Power Company Limited</b>		
	Address : Gangadevi Marg, Buddhanagar, Kathmar	Liason Office :	
	Telephone No: 4781776, 4784026	Telephone No:	
	Fax No. : 4780994	Fax No. :	
	email : <a href="mailto:info@bpc.com.np">info@bpc.com.np</a>	email :	
<b>2</b>	<b>Date of Incorporation :</b> 2049.11.06	Website : <a href="http://www.bpc.com.np">www.bpc.com.np</a>	
	<b>Act of Incorporation :</b> Company Act,		
<b>3</b>	<b>Objectives :</b> To be a competitive hydro power developer and an electric utility.		
<b>4</b>	<b>Share Capital : (Rs. in Lakh)</b>		
	Authorised : 80000.00	Issued : 16900.00	Paid up : 9230.00
	Nepal Government's Share : 839.00		Percentage : 9.09
<b>5</b>	<b>Governing Act :</b> Electricity Act		
<b>6</b>	<b>Line Ministry :</b> Ministry of Energy		
<b>7</b>	<b>Financial Status : (Rs. in Lakh)</b>		
	(A) Profit/Loss		
	Net Profit/Loss for F/Y2009/10 AD. Rs.	:	2242.32
	Cumulative Profit/Loss at the end of F/Y 2009/10 AD. Rs.	:	3851.20
	(B) Networth Rs. : 16298.02		
	(C) Outstanding loan to be paid to the Nepal Government :		
	<u>Total</u>	<u>Overdue</u>	
	Principal Rs. :	Principal Rs. :	
	Interest Rs. :	Interest Rs. :	
	(D) Outstanding loan to be paid to the bank and other financial institution :		
	Principal Rs. :	2634.64	
	Interest Rs. :		
	(E) Investment :		
	Loan Investment Rs. :		
	Share Investment Rs. :	8072.10	
	Other Investment Rs. :		
	(F) Dividend to be paid to Nepal Government Rs. :		
	(G) Revenue to be paid to Nepal Government (upto 15 July 2010) Rs. :		
	Income Tax Rs. :	Royalty Rs. :	
	Excise Rs. :	Others Rs. :	
	VAT. Rs. :	Total Rs. :	
	(H) Last fiscal year of audit completed : 2064/65		
	(I) Liability of retirement benefit of employees :		
	Funded Rs. :	776.65	
	Unfunded Rs. :		
<b>8</b>	<b>No. of Employees :</b>	Permanent : 258	Temporary :
	Contract : 37	Others : :	Total : 295
<b>9</b>	<b>Brief Statement of present activities and future plan :</b>		
	Owns and operates the 12 MW Jhimruk hydro power plant and the 5.1 MW Andhikhola hydro power plant. Upgrading of Andhikhola hydro power is at final stage. To be a leading enterprise in power sector with excellence in providing innovative and quality products and services.		

<b>1</b>	<b>Name of Enterprise : Himal Hydro &amp; General Construction Limited</b>								
	Address : Bahati Chouni, Kathmandu. Telephone No: 14038030 Fax No. : 14038026 email : <a href="mailto:mail@himalhydro.com.np">mail@himalhydro.com.np</a>	Liason Office : Telephone No: Fax No. : email : Website : <a href="http://www.himalhydro.com.np">www.himalhydro.com.np</a>							
<b>2</b>	<b>Date of Incorporation :</b> <b>Act of Incorporation :</b>								
<b>3</b>	<b>Objectives :</b> Serve key public and private sector clients in the field of hydro power, tunnelling, transmission line etc.								
<b>4</b>	<b>Share Capital : (Rs. in Lakh)</b> <table style="width:100%; border:none;"> <tr> <td>Authorised : 4000.00</td> <td>Issued : 3000.00</td> <td>Paid up : 2410.00</td> </tr> <tr> <td>Nepal Government's Share : 255.00</td> <td></td> <td>Percentage : 10.6</td> </tr> </table>			Authorised : 4000.00	Issued : 3000.00	Paid up : 2410.00	Nepal Government's Share : 255.00		Percentage : 10.6
Authorised : 4000.00	Issued : 3000.00	Paid up : 2410.00							
Nepal Government's Share : 255.00		Percentage : 10.6							
<b>5</b>	<b>Governing Act :</b> Company Act, 2063								
<b>6</b>	<b>Line Ministry :</b> Ministry of Energy								
<b>7</b>	<b>Financial Status : (Rs. in Lakh)</b> (A) Profit/Loss Net Profit/Loss for F/Y 2009/10 AD. Rs. : (216.24) Cumulative Profit/Loss at the end of F/Y 2009/10 AD. Rs. : (1.37) (B) Networth Rs. : 2624.27 (C) Outstanding loan to be paid to the Nepal Government : <table style="width:100%; border:none;"> <tr> <td><u>Total</u></td> <td><u>Overdue</u></td> </tr> <tr> <td>Principal Rs. :</td> <td>Principal Rs. :</td> </tr> <tr> <td>Interest Rs. :</td> <td>Interest Rs. :</td> </tr> </table> (D) Outstanding loan to be paid to the bank and other financial institution : Principal Rs. : Interest Rs. : (E) Investment : Loan Investment Rs. : Share Investment Rs. : 60.00 Other Investment Rs. : (F) Dividend to be paid to Nepal Government Rs. : (G) Revenue to be paid to Nepal Government (upto 15 July 2010) Rs. : Income Tax Rs. : Royalty Rs. : Excise Rs. : Others Rs. : VAT. Rs. : Total Rs. : (H) Last fiscal year of audit completed : 2009/10 (I) Liability of retirement benefit of employees : Funded Rs. : Unfunded Rs. :			<u>Total</u>	<u>Overdue</u>	Principal Rs. :	Principal Rs. :	Interest Rs. :	Interest Rs. :
<u>Total</u>	<u>Overdue</u>								
Principal Rs. :	Principal Rs. :								
Interest Rs. :	Interest Rs. :								
<b>8</b>	<b>No. of Employees :</b> <table style="width:100%; border:none;"> <tr> <td>Permanent :</td> <td>Temporary :</td> </tr> <tr> <td>Contract : 290</td> <td>Others : 200</td> </tr> <tr> <td></td> <td>Total : 490</td> </tr> </table>			Permanent :	Temporary :	Contract : 290	Others : 200		Total : 490
Permanent :	Temporary :								
Contract : 290	Others : 200								
	Total : 490								
<b>9</b>	<b>Brief Statement of present activities and future plan :</b>								

1	<b>Name of Committee:</b> Nepal Intermodel Transport Development Committee
2	<b>Address</b> : Machhapuchchhre marga, Naxal, Kathmandu. Telephone No:4431749 Fax No. : 4431749 email : <a href="mailto:nitb@wlink.com.np">nitb@wlink.com.np</a> Website : <a href="http://www.nitdb.org">www.nitdb.org</a>
3	<b>Governing Act</b> : Nepal Intermodel Transport development Committee (incorporation) Act 2054
4	<b>Objectives</b> : Facilitate export & import.
5	<b>Concerned Ministry</b> : Ministry of Commerce & Supply
6	<b>Annual Budget of FY 2009/10</b> : Government Grant : Internal Resources : 1436 lakhs Others :
7	<b>Income/Expenditure</b> : Income : 860 lakhs Expenditure : 252 lakhs
8	<b>(A) Outstanding loan to be paid</b> : <u>Principle</u> <u>Interest</u> <u>Total</u> To the Government of Nepal: Others : Foreign : 235 lakhs Dolor <b>(B) Outstanding to be paid to the Nepal Government</b> : Dividend : Royalty :
9	<b>Investment</b> : sister concern : others :
10	<b>Human Resources</b> : Total : 36 Permanent : 12 Temporary : 4 Wages : 0 Contract : 20
11	<b>Fiscal Year of Audit Completed</b> : 2065/066
12	<b>Amount of Irregularities to be cleared</b> : Rs. 589 lakhs
13	<b>Main Issues of the Committee</b> : Lack of special Act to transform committee to authority.

1	<b>Name of Committee:</b>	<b>Radio Broadcasting Service Development Committee</b>		
2	<b>Address :</b>	Singhadurbar, Kathmandu		
	Telephone No:	4211910	Fax No. :	4211952
	email :	<a href="mailto:radio@rne.wlink.com.np">radio@rne.wlink.com.np</a>	Website :	<a href="http://www.radionepal.org">www.radionepal.org</a>
3	<b>Governing Act :</b>	Development Committee Act, 2013		
4	<b>Objectives :</b>	Broadcast information, education, and entertainment to ensure fundamental right to information.		
5	<b>Concerned Ministry :</b>	Ministry of Information and Communication		
6	<b>Annual Budget of FY 2010/11 :</b>	Government Grant	:	1020 lakhs
		Internal Resources	:	930 lakhs
		Others	:	100 lakhs
7	<b>Income/Expenditure :</b>	Income	:	2050 lakhs
		Expenditure	:	2167 lakhs
8	<b>(A) Outstanding loan to be paid :</b>	<u>Principle</u>	<u>Interest</u>	<u>Total</u>
	To the Government of Nepal:			
	Others	:		
	Foreign	:		
	<b>(B) Outstanding to be paid to the Nepal Government :</b>	Dividend	:	
		Royalty	:	
9	<b>Investment :</b>	sister concern	:	
		others	:	
10	<b>Human Resources :</b>	Total	:	560
		Permanent	:	480
		Wages	:	28
		Temporary	:	
		Contract	:	52
11	<b>Fiscal Year of Audit Completed</b>	:	2064/065	
12	<b>Amount of Irregularities to be cleared :</b>	1836 lakhs		
13	<b>Main Issues of the committee :</b>	Weak financial position . Ineffective human resource utilization.		

1	<b>Name of Committee:</b>	<b>Town Development Fund</b>		
2	<b>Address</b>	: Phulchoki marga New Baneswar, Kathmandu. Telephone No: 4493866, 4468874 Fax No. : 4471226 email : <a href="mailto:tdf@tdf.org.np">tdf@tdf.org.np</a> Website : <a href="http://www.tdf.org.np">www.tdf.org.np</a>		
3	<b>Governing Act</b>	: Town Development Fund Act 2053		
4	<b>Objectives</b>	: Provide financial, technical & research services to town agencies.		
5	<b>Concerned Ministry</b>	: Ministry of physical planning and Works		
6	<b>Annual Budget of FY2009/10</b>	Government Grant	:	490 lakhs (for Matching Fund)
		Internal Resources	:	
		Others	:	7750 lakhs
7	<b>Income/Expenditure</b>	Income	:	864 lakhs
		Expenditure	:	698 lakhs
8	<b>(A) Outstanding loan to be paid</b>	<u>Principle</u>	<u>Interest</u>	<u>Total</u>
		To the Government of Nepal: 859 lakhs	967 lakhs	1826 lakhs
		Others :		
		Foreign :	9204 lakhs Payble Throuth Gov/N	
	<b>(B) Outstanding to be paid to the Nepal Government</b>	Dividend	:	
		Royalty	:	
9	<b>Investment</b>	sister concern	:	
		others	:	10097 lakhs
10	<b>Human Resources</b>	Total	:	41
		Permanent	:	25
		Temporary	:	2
		Wages	:	
		Contract	:	14
11	<b>Fiscal Year of Audit Completed</b>	:	2009/10	
12	<b>Amount of Irregularities to be cleared</b>	:		
13	<b>Main Issues of the Committee</b>	: Local agencies are unable to properly determine investment priority. Lack of uniformity in investment related policy.		

1	<b>Name of Committee:</b>	<b>Taragaon Development Committee</b>		
2	<b>Address</b>	: Dakchhamarga, Tahachal, Kathmandu . Telephone No:4271428 Fax No. : 4672797 email : <a href="mailto:taragaon@net.com.np">taragaon@net.com.np</a> Website : <a href="http://www.taragaon.gov.np">www.taragaon.gov.np</a>		
3	<b>Governing Act</b>	: Taragaon Development Act 2013		
4	<b>Objectives</b>	: Provide unique Nepalese hotel services and cultural entertainment. Explore tourism opportunities.		
5	<b>Concerned Ministry</b>	: Ministry of Tourism and Civil Aviation		
6	<b>Annual Budget of FY 2009/10</b>	Government Grant	:	73 lakhs
		Internal Resources	:	250lakhs
		Others	:	no
7	<b>Income/Expenditure</b>	Income	:	241 lakhs
		Expenditure	:	312 lakhs
8	<b>(A) Outstanding loan to be paid</b>	<u>Principle</u>	<u>Interest</u>	<u>Total</u>
		To the Government of Nepal: 10 lakhs		
		Others	:	
		Foreign	:	
	<b>(B) Outstanding to be paid to the Nepal Government</b>	Dividend	:	
		Royalty	:	
9	<b>Investment</b>	sister concern	:	
		others	:	1700 lakhs share in taragaun rijenci hotel
10	<b>Human Resources</b>	Total	:	45
		Permanent	:	38
		Temporary	:	
		Wages	:	7
		Contract	:	
11	<b>Fiscal Year of Audit Completed</b>	:	2008/09	
12	<b>Amount of Irregularities to be cleared</b>	:		
13	<b>Main Issues of the Committee</b>	: Poor financial position. Lack of competent management team.		

1	<b>Name of Committee:</b> Singhadurbar Vaidyakhana Development Committee																
2	<b>Address :</b> Anamnagar, Kathmandu Telephone No: 4770174, 4770660 Fax No. : 4770781 email : <a href="mailto:sdvkvs@ntc.nrc.np">sdvkvs@ntc.nrc.np</a> Website : <a href="http://www.sdvkvs.gov.np">www.sdvkvs.gov.np</a>																
3	<b>Governing Act :</b> Singhadurbar Vaidyakhana Dev. Committee (incorporation) Act. 2051																
4	<b>Objectives :</b> Produce ayurvedic medicine. Maximize the use of local herbal resource for medical purpose.																
5	<b>Concerned Ministry :</b> Ministry of Health and Population																
6	<b>Annual Budget of FY 2009/10 :</b> Government Grant : 35 lakhs Internal Resources : 575 lakhs Others :																
7	<b>Income/Expenditure :</b> Income : 750 lakhs Expenditure : 497 lakhs																
8	<b>(A) Outstanding loan to be paid :</b> <table border="0"> <thead> <tr> <th></th> <th><u>Principle</u></th> <th><u>Interest</u></th> <th><u>Total</u></th> </tr> </thead> <tbody> <tr> <td>To the Government of Nepal:</td> <td></td> <td></td> <td></td> </tr> <tr> <td>Others :</td> <td></td> <td></td> <td></td> </tr> <tr> <td>Foreign :</td> <td></td> <td></td> <td></td> </tr> </tbody> </table> <b>(B) Outstanding to be paid to the Nepal Government :</b> Dividend : Royalty :		<u>Principle</u>	<u>Interest</u>	<u>Total</u>	To the Government of Nepal:				Others :				Foreign :			
	<u>Principle</u>	<u>Interest</u>	<u>Total</u>														
To the Government of Nepal:																	
Others :																	
Foreign :																	
9	<b>Investment :</b> sister concern : others :																
10	<b>Human Resources :</b> Total : 92 Permanent : 57 Temporary : Wages : 29 Contract : 6																
11	<b>Fiscal Year of Audit Completed :</b> 2066/67																
12	<b>Amount of Irregularities to be cleared :</b> 159 lakhs																
13	<b>Main Issues of the Committee :</b> Lack of modern equipment and competent human resources. Lack of proper land for herb farming.																

1	<b>Name of Committee:</b>	<b>Law Book Management Board</b>		
2	<b>Address</b> : Babarmahal, Kathmandu Telephone No:4224929 email : <a href="mailto:info@lmb.org.np">info@lmb.org.np</a>	Fax No. : 4225745 Website : <a href="http://www.lmb.org.np">www.lmb.org.np</a>		
3	<b>Governing Act</b> : Development Committee Act 2013			
4	<b>Objectives</b> : Publish and sale of nepales law books . Provide english translation facilities.			
5	<b>Concerned Ministry</b> : Ministry of Law and Justice			
6	<b>Annual Budget of FY 2009/10</b> :	Government Grant :		
		Internal Resources :	374 lakhs	
		Others :		
7	<b>Income/Expenditure</b> :	Income :	215 lakhs	
		Expenditure :	300 lakhs	
8	<b>(A) Outstanding loan to be paid :</b>	<u>Principle</u>	<u>Interest</u>	<u>Total</u>
	To the Government of Nepal:			
	Others :			
	Foreign :			
	<b>(B) Outstanding to be paid to the Nepal Government :</b>	Dividend :		
		Royalty :		
9	<b>Investment</b> : sister concern :			
	others :			
10	<b>Human Resources</b> :	Total : 68	Permanent : 57	Temporary :
			Wages :	Contract : 11
11	<b>Fiscal Year of Audit Completed</b> :	2066/67		
12	<b>Amount of Irregularities to be cleared</b> :			
13	<b>Main Issues of the Committee</b> :			



1	<b>Name of Committee:</b>	<b>Trade and Export Promotion Center</b>		
2	<b>Address</b>	: Na:tol, Pulchok, Lalitpur		
	Telephone No:	55,258,985,525,362	Fax No.	: 5525464
	email	: <a href="mailto:info@tepc.gov.np">info@tepc.gov.np</a>	Website	: <a href="http://www.tepc.gov.np">www.tepc.gov.np</a>
3	<b>Governing Act</b>	: Development Committee Act 2013		
4	<b>Objectives</b>	: Support to promote export.		
5	<b>Concerned Ministry</b>	: Ministry of Commerce and Supply		
6	<b>Annual Budget of FY 2009/10</b>	Government Grant	:	974 lakhs
		Internal Resources	:	267 lakhs
		Others	:	461 lakhs
7	<b>Income/Expenditure</b>	Income	:	1702 lakhs
		Expenditure	:	807 lakhs
8	<b>(A) Outstanding loan to be paid</b>	<u>Principle</u>	<u>Interest</u>	<u>Total</u>
	To the Government of Nepal:			
	Others	:		
	Foreign	:		
	<b>(B) Outstanding to be paid to the Nepal Government</b>	Dividend	:	
		Royalty	:	
9	<b>Investment</b>	sister concern	:	
		others	:	
10	<b>Human Resources</b>	Total	:	125
		Permanent	:	82
		Temporary	:	1
		Wages	:	
		Contract	:	20
11	<b>Fiscal Year of Audit Completed</b>	: 2065/066		
12	<b>Amount of Irregularities to be cleared</b>	: 323 lakhs		
13	<b>Main Issues of the Committee</b>	: Lack of competent human resources.		

1	<b>Name of Committee:</b>	<b>International Convention Center</b>		
2	<b>Address</b>	: New Baneshwor, Kathmandu		
	Telephone No:	4495002	Fax No.	: 4474912
	email	: <a href="mailto:iccnepal@live.com">iccnepal@live.com</a>	Website	: <a href="http://www.bicc.com.np">www.bicc.com.np</a>
3	<b>Governing Act</b>	: Development Committee Act 2013		
4	<b>Objectives</b>	: Provide facilities for conference, seminar and other ceremonial activities.		
5	<b>Concerned Ministry</b>	: Ministry of Physical Planning and Works		
6	<b>Annual Budget of FY 2009/10:</b>	Government Grant	:	
		Internal Resources	:	5475 lakhs
		Others	:	:
7	<b>Income/Expenditure</b>	Income	:	721 lakhs
		Expenditure	:	371 lakhs
8	<b>(A) Outstanding loan to be paid :</b>	<u>Principle</u>	<u>Interest</u>	<u>Total</u>
	To the Government of Nepal:			
	Others	:		
	Foreign	:		
	<b>(B) Outstanding to be paid to the Nepal Government :</b>	Dividend	:	
		Royalty	:	
9	<b>Investment</b>	sister concern	:	
		others	:	
10	<b>Human Resources</b>	Total	:	88
		Permanent	:	73
		Temporary	:	3
		Wages	:	
		Contract	:	12
11	<b>Fiscal Year of Audit Completed</b>	: 2066/67		
12	<b>Amount of Irregularities to be cleared</b>	: 73 lakhs		
13	<b>Main Issues of the Committee :</b>	AC machines are old and not environment friendly.		

1	<b>Name of Committee:</b>	<b>Cotton Development Committee</b>		
2	<b>Address</b>	: Bageswari 2, Khajura, Banke		
	Telephone No:	081-560082,560021	Fax No. :	81560082
	email :		Website :	
3	<b>Governing Act</b>	: Development Committee Act, 2013		
4	<b>Objectives</b>	: Produce cotton.		
5	<b>Concerned Ministry</b>	:		
6	<b>Annual Budget of FY 2009/10</b>	Government Grant	:	150lakhs
		Internal Resources	:	30 lakhs
		Others	:	
7	<b>Income/Expenditure</b>	Income	:	251 lakhs
		Expenditure	:	161 lakhs
8	<b>(A) Outstanding loan to be paid</b>	<u>Principle</u>	<u>Interest</u>	<u>Total</u>
	To the Government of Nepal:			
	Others	:		
	Foreign	:	1565 lakhs	
	<b>(B) Outstanding to be paid to the Nepal Government</b>	Dividend	:	
		Royalty	:	
9	<b>Investment</b>	sister concern	:	
		others	:	
10	<b>Human Resources</b>	Total	:	46
		Permanent	:	18
		Wages	:	21
		Temporary	:	
		Contract	:	8
11	<b>Fiscal Year of Audit Completed</b>	: 2066/67		
12	<b>Amount of Irregularities to be cleared</b>	: 135 lakhs		
13	<b>Main Issues of the Committee</b>	Encroachment of land . Lack of encouraging environment to conduct activities as per plan.		



1	<b>Name of Committee :</b> Cattle Feed Production Development Committee																		
2	<b>Address :</b> Hetauda Municipality 10, Sisoughari Telephone No: 057-520385, 520021 Fax No. : 057-520385 email : Website :																		
3	<b>Governing Act :</b> Cattle Feed Production Development Committee (incorporation) Act, 2041																		
4	<b>Objectives :</b> Produce animal/bird feed.																		
5	<b>Concerned Ministry :</b> Ministry of Agriculture and Cooperative																		
6	<b>Annual Budget of FY 2009/10 :</b> Government Grant : 50 lakhs Internal Resources : 339 lakhs Others :																		
7	<b>Income/Expenditure :</b> Income : 298 lakhs Expenditure : 305 lakhs																		
8	<b>(A) Outstanding loan to be paid :</b> <table border="0" style="width: 100%; border-collapse: collapse;"> <thead> <tr> <th style="text-align: left;"></th> <th style="text-align: center;"><u>Principle</u></th> <th style="text-align: center;"><u>Interest</u></th> <th style="text-align: center;"><u>Total</u></th> </tr> </thead> <tbody> <tr> <td>To the Government of Nepal:</td> <td></td> <td></td> <td></td> </tr> <tr> <td>Others : 12 lakhs</td> <td style="text-align: center;">12</td> <td style="text-align: center;">7</td> <td style="text-align: center;">19</td> </tr> <tr> <td>Foreign :</td> <td></td> <td></td> <td></td> </tr> </tbody> </table> <b>(B) Outstanding to be paid to the Nepal Government :</b> Dividend : Royalty : 15 Thousand				<u>Principle</u>	<u>Interest</u>	<u>Total</u>	To the Government of Nepal:				Others : 12 lakhs	12	7	19	Foreign :			
	<u>Principle</u>	<u>Interest</u>	<u>Total</u>																
To the Government of Nepal:																			
Others : 12 lakhs	12	7	19																
Foreign :																			
9	<b>Investment :</b> sister concern : others :																		
10	<b>Human Resources :</b> Total : 29 Permanent : 23 Temporary : Wages : 5 Contract : 1																		
11	<b>Fiscal Year of Audit Completed :</b> 2065/066																		
12	<b>Amount of Irregularities to be cleared :</b>																		
13	<b>Main Issues of the Committee :</b> Infrastructure including building and equipments are very old and at risk. Staff liability remains unpaid.																		

<b>1</b>	<b>Name of Enterprise :</b> Employees' Provident Fund						
	Address : Pulchowk, Lalitpur Telephone No: 5010165,5010166, 5010172 Fax No. : 5010232 email : <a href="mailto:kskthamel@wlink.com.np">kskthamel@wlink.com.np</a>						
	Liason Office : Telephone No: Fax No. : email : Website : <a href="http://www.epfnepal.com">www.epfnepal.com</a>						
<b>2</b>	<b>Date of Incorporation :</b> 2019 Shrawan 05 <b>Act of Incorporation :</b> Employee's Provident Fund Act, 2019						
<b>3</b>	<b>Objectives :</b> To manage the provident fund of Government employees including the employees and workers of public as well as private sector.						
<b>4</b>	<b>Share Capital : (Rs. in Crore)</b> Issued : - Authorized : - Paid up : -						
<b>5</b>	<b>Governing Act :</b> Employee's Provident Fund Act, 2019						
<b>6</b>	<b>Line Ministry :</b> Ministry of Finance						
<b>7</b>	<b>Financial Status : (Rs. in Lakh)</b> (A) Profit/Loss Net Profit/Loss for F/Y 2009/10 AD. Rs. : 14584.00 Cumulative Profit/Loss at the end of F/Y 2009/10 AD. Rs. : 31753.00 (B) Net worth Rs. : 45246.00 (C) Outstanding loan to be paid to the Nepal Government : <table border="0"> <tr> <td><u>Total</u></td> <td><u>Overdue</u></td> </tr> <tr> <td>Principal Rs. : -</td> <td>Principal Rs. : -</td> </tr> <tr> <td>Interest Rs. : -</td> <td>Interest Rs. : -</td> </tr> </table> (D) Outstanding loan to be paid to the bank and other financial institution : Principal Rs. : - Interest Rs. : - (E) Investment : Loan Investment Rs. : 474126.32 Share Investment Rs. : 10003.26 Other Investment Rs. : 383017.88 (F) Dividend to be paid to Nepal Government Rs. : - (G) Revenue to be paid to Nepal Government (up to 15 July 2010) Rs. : Income Tax Rs. : - Royalty Rs. : - Excise Rs. : - Others Rs. : - VAT, Rs. : - Total Rs. : - (H) Last fiscal year of audit completed : 2008/09 (I) Total amount of audit irregularities to be cleared Rs. :- (J) Cleared amount of audit irregularities in F/Y2009/10 Rs. : - (K) Liability of retirement benefit of employees : Funded Rs. : 3870.90 Unfunded Rs. :	<u>Total</u>	<u>Overdue</u>	Principal Rs. : -	Principal Rs. : -	Interest Rs. : -	Interest Rs. : -
<u>Total</u>	<u>Overdue</u>						
Principal Rs. : -	Principal Rs. : -						
Interest Rs. : -	Interest Rs. : -						
<b>8</b>	<b>No. of Employees :</b> Permanent : 482 Contract : 83 Others : Temporary : Total : 565						
<b>9</b>	<b>Brief Statement of present activities and future plan :</b> (a) Implementing contributory health insurance scheme and contributory pension scheme to its members, (b) Enhancing the coverage of EPF towards private sector, (c) Implementing the housing projects to its members (d) Constructing multi purpose rental and residential buildings (e) Converting the amount deposited with EPF after retirement into Annuity for old age social security, (f) Mobilizing the Fund towards the infrastructure development of Nation.						

## Financial and Physical Target/Progress/Performance

### Employees' Provident Fund

S. No.	Description	Unit	FY 2009/2010		FY 2010/2011		2011/2012
			Actual	Target achieved %	Target	Revised Estimate	Target
1	Total Deposit Collection	Rs. Lakh	726,797.99	100.01	862,424.88	100.00	#####
2	Loan Investment	Rs. Lakh	452,543.55	103.55	495,737.42	100.00	636,790.27
3	Recovery	Rs. Lakh	47,214.55	118.00	39,597.38	100.00	43,322.24
4	Overdue Loan	Rs. Lakh	405,329.00	102.09	456,140.04	100.00	593,468.03
5	Over due Loan Outstanding for more than 3 months	Rs. Lakh	10,929.70	-	10,929.70	100.00	10,929.70
6	Interest Receivable	Rs. Lakh	17,486.85	-	17,486.85	100.00	17,486.85
7	<b>Staff/Labourer</b>	Nos.	606	90	601	89	649
	<b>(a) Employees</b>	Nos.	505	90	500	89	548
	Technical	Nos.	31	89	31	89	35
	Non Technical	Nos.	474	90	469	90	513
	<b>Permanent</b>	Nos.	505	90	500	89	548
	Officer Level	Nos.	213	90	211	90	225
	Assistant Level	Nos.	292	90	289	90	323
	<b>Temporary</b>	Nos.	-	-	-	-	-
	Officer Level	Nos.	-	-	-	-	-
	Assistant Level	Nos.	-	-	-	-	-
	<b>Daily Wages</b>	Nos.	-	-	-	-	-
	Officer Level	Nos.	-	-	-	-	-
	Assistant Level	Nos.	-	-	-	-	-
	<b>Contract</b>	Nos.	101	100	101	100	101
	Officer Level	Nos.	-	-	-	-	-
	Assistant Level	Nos.	101	100	101	100	101
	<b>(b) Labourer</b>	Nos.	-	-	-	-	-
	Permanent	Nos.	-	-	-	-	-
	Temporary	Nos.	-	-	-	-	-
	Daily Wages/Contract	Nos.	-	-	-	-	-
	<b>(c) Board Members</b>	Nos.	7	7	7	7	7

## Financial and Physical Target/Progress/Performance

### Employees' Provident Fund

S. No.	Description	Unit	FY 2009/2010		FY 2010/2011		2011/2012
			Actual	Target achieved %	Target	Revised Estimate	Target
<b>Financial Details</b>							
1	<b>Gross Operating Income</b>	Rs. Lakh	51,072.94	105.40	61,896.13	102.21	78,707.37
	Interest income	Rs. Lakh	50,159.54	104.42	61,446.13	102.15	78,207.37
	Commission	Rs. Lakh	-	-	-	-	-
	Exchange Fluctuation Income	Rs. Lakh	-	-	-	-	-
	Other Income	Rs. Lakh	913.40	217.48	450.00	111.11	500.00
2	<b>Total Operating Expenses</b>	Rs. Lakh	45,127.69	100.50	55,348.26	480.00	66,749.47
	Administrative Expenses	Rs. Lakh	2,437.24	91.54	3,437.80	80.00	3,548.57
	Interest Expenses	Rs. Lakh	38,616.98	100.73	51,474.71	100.00	62,565.90
	Depreciation	Rs. Lakh	209.34	93.04	230.00	100.00	245.00
	Amortization Expenses	Rs. Lakh	328.44	225.73	165.75	100.00	330.00
	Risk Provision	Rs. Lakh	3,493.67	100.00	-	-	-
	Other provision	Rs. Lakh	42.02	105.05	40.00	100.00	60.00
3	Fixed Expenses	Rs. Lakh	-	-	-	-	-
4	Operating Profit / Loss	Rs. Lakh	5,945.25	-	6,547.87	100.00	11,957.90
5	Other Income	Rs. Lakh	2,146.95	-	-	-	-
6	Provision for Bonus	Rs. Lakh	-	-	-	-	-
7	Provision for Tax	Rs. Lakh	-	-	-	-	-
8	Net Profit (after bonus and provision)	Rs. Lakh	8,092.20	-	6,547.87	100.00	11,957.90
9	Cash in Hand	Rs. Lakh	5.79	100.00	-	-	-
10	Cash at Bank	Rs. Lakh	31,239.43	86.62	40,978.79	100.00	30,755.07
11	Investment	Rs. Lakh	333,493.88	100.08	371,876.48	100.00	428,217.69
12	Loans and Advances	Rs. Lakh	394,047.85	102.05	468,452.00	100.00	592,046.53
13	Interest Accrued	Rs. Lakh	15,626.87	100.00	-	-	-
14	Bills Purchase	Rs. Lakh	-	-	-	-	-
15	Miscellaneous Assets	Rs. Lakh	27,873.47	116.14	29,556.46	100.00	29,956.46
16	Net Fixed Assets	Rs. Lakh	4,517.08	99.57	5,084.33	100.00	5,084.33
17	Non-Banking Assets	Rs. Lakh	-	-	-	-	-
18	Item in Transit ( Dr )	Rs. Lakh	-	-	-	-	-
19	Cummulative Loss	Rs. Lakh	-	-	-	-	-
20	Contra A/C	Rs. Lakh	-	-	-	-	-
21	Share Capital	Rs. Lakh	-	-	-	-	-
22	Capital Grant	Rs. Lakh	-	-	-	-	-
23	Surplus on PL A/C	Rs. Lakh	45,246.00	-	-	-	-
24	General Reserve	Rs. Lakh	45,246.00	106.77	34,153.29	100.00	56,953.73
25	Share Holders Fund	Rs. Lakh	45,246.00	-	-	-	-
26	Loans and Borrowings	Rs. Lakh	-	-	-	-	-
27	Deposites	Rs. Lakh	-	-	-	-	-
28	Long term Loan	Rs. Lakh	-	-	-	-	-
29	Short Term Loan	Rs. Lakh	-	-	-	-	-
30	Bills Payable	Rs. Lakh	-	-	-	-	-
31	Item in Transit ( Cr )	Rs. Lakh	-	-	-	-	-
32	Other Liabilities	Rs. Lakh	19,452.87	92.49	19,419.89	100.00	19,416.74
33	Contra A/C	Rs. Lakh	-	-	-	-	-
34	Net Capital Employed	Rs. Lakh	16,309.43	-	-	-	-
35	Net Worth	Rs. Lakh	45,246.00	-	-	-	-



## Financial and Physical Target/Progress/Performance

### Employees' Provident Fund

S. No.	Description	Unit	FY 2009/2010		FY 2010/2011		2011/2012
			Actual	Target achieved %	Target	Revised Estimate	Target
	<b>Financial Status</b>						
1	Loans Advances / Deposit Ratio	Ratio	55.77	-	52.89	-	59.29
2	Overdue Loan / Loan Portfolio	Ratio	2.70	-	2.40	-	1.84
3	Return on Equity	Percentage	-	-	-	-	-
4	Operating Exp. / Operating Income	Percentage	19.57	-	32.99	-	21.98
5	Debt. Equity Ratio	Ratio	-	-	-	-	-
6	Advances & Investment Portfolio/Deposit	Ratio	101.65	-	96.01	-	102.07
7	Vault / Deposit	Percentage	0.00	-	-	-	-
8	Cash & Bank / Deposit	Ratio	4.30	-	4.75	-	3.07
9	Total Interest / Loan & Investment	Percentage	6.79	-	7.42	-	7.65
10	Total Interest Exp. / Deposit & Borrowing	Percentage	5.31	-	5.97	-	6.25
11	Interest Exp. / Interest Income	Ratio	76.99	-	83.77	-	80.00
12	Interest Income / Operating Income	Percentage	434.56	-	616.22	-	500.00
13	Employees' Productivity	Rs. Lakh	22.86	-	19.75	-	30.97
14	Administrative Overhead	Percentage	5.40	-	6.21	-	5.32
15	Break Even Point (Value)		-	-	-	-	-
	<b>Subsidy, Loan &amp; Liabilities</b>	Rs. Lakh					
1	<b>Subsidy Received</b>						
	a. From GON	Rs. Lakh	-	-	-	-	-
	b. International Institution	Rs. Lakh	-	-	-	-	-
2	<b>Loans</b>	Rs. Lakh					
	<b>From GON</b>						
	a. Loan Amount Received	Rs. Lakh	-	-	-	-	-
	b. Loan Amount Paid	Rs. Lakh	-	-	-	-	-
	<b>From Banks and Financial Institutions</b>						
	a. Loan Amount Received	Rs. Lakh	-	-	-	-	-
	b. Loan Amount Paid	Rs. Lakh	-	-	-	-	-
	<b>From International Institutions</b>						
	a. Loan Amount Received	Rs. Lakh	-	-	-	-	-
	b. Loan Amount Paid	Rs. Lakh	-	-	-	-	-
	<b>Others</b>						
	a. Loan Amount Received	Rs. Lakh	-	-	-	-	-
	b. Loan Amount Paid	Rs. Lakh	-	-	-	-	-
3	<b>Loan &amp; Liabilities Outstanding</b>						
	a. GON	Rs. Lakh	-	-	-	-	-
	b. Banks & Financial Institutions	Rs. Lakh	-	-	-	-	-
	c. International Institutions	Rs. Lakh	-	-	-	-	-
	d. Others	Rs. Lakh	-	-	-	-	-

## Financial and Physical Target/Progress/Performance

### Employees' Provident Fund

S. No.	Description	Unit	FY 2009/2010		FY 2010/2011		2011/2012
			Actual	Target achieved %	Target	Revised Estimate	Target
<b>4</b>	<b>Amount Paid to GON</b>						
	a. Principal	Rs. Lakh	-	-	-	-	-
	b. Interest	Rs. Lakh	-	-	-	-	-
	c. Royalty	Rs. Lakh	-	-	-	-	-
	d. Dividend	Rs. Lakh	-	-	-	-	-
	e. Income Tax	Rs. Lakh	-	-	-	-	-
	f. Value Added Tax	Rs. Lakh	-	-	-	-	-
	g. Excise Duty	Rs. Lakh	-	-	-	-	-
	h. Others	Rs. Lakh	-	-	-	-	-
<b>5</b>	<b>Liabilities Payable to GON</b>						
	a. Principal	Rs. Lakh	-	-	-	-	-
	b. Interest	Rs. Lakh	-	-	-	-	-
	c. Royalty	Rs. Lakh	-	-	-	-	-
	d. Dividend	Rs. Lakh	-	-	-	-	-
	e. Income Tax	Rs. Lakh	-	-	-	-	-
	f. Value Added Tax	Rs. Lakh	-	-	-	-	-
	g. Excise Duty	Rs. Lakh	-	-	-	-	-
	h. Others	Rs. Lakh	-	-	-	-	-
<b>6</b>	<b>Share Structure</b>						
	a. GON	Rs. Lakh	-	-	-	-	-
	b. Corporation	Rs. Lakh	-	-	-	-	-
	c. Private Sector	Rs. Lakh	-	-	-	-	-
<b>7</b>	<b>Miscellaneous</b>						
	Foreign Currency	US\$	-	-	-	-	-
	a. Foreign Currency Expenditure on Import	US\$ in Lakh	-	-	-	-	-
	b. Foreign Currency Expenditure on Export	US\$ in Lakh	-	-	-	-	-
<b>8</b>	<b>Provision for Distribution from Net Income</b>	Rs. Lakh	-	-	-	-	-
	a. Bonus	Rs. Lakh	-	-	-	-	-
	b. Income Tax	Rs. Lakh	-	-	-	-	-
	c. Dividend	Rs. Lakh	-	-	-	-	-
	d. Employee Welfare Fund	Rs. Lakh	500.00	-	-	-	-
	e. Reserve Fund	Rs. Lakh	7,592.20	-	-	-	-
	f. VAT	Rs. Lakh	-	-	-	-	-
	g. Excise	Rs. Lakh	-	-	-	-	-
	h. Others	Rs. Lakh	-	-	-	-	-
<b>9</b>	<b>Contingent and Unfunded Liability</b>				<b>Unit</b>	<b>FY 2009/2010</b>	
	<b>(I) Unfunded Liability</b>				Rs. Lakh		-
	a. Gratuity/ Pension				Rs. Lakh		-
	b. Provident Fund				Rs. Lakh		-
	c. Accumulated Staff Leave				Rs. Lakh		-
	d. Unpaid Share Calls				Rs. Lakh		-
	e. Others				Rs. Lakh		-
	<b>(II) Contingent Liability</b>				Rs. Lakh		-
	a. Litigation				Rs. Lakh		-
	b. Guarantee				Rs. Lakh		-
	c. Other Claims				Rs. Lakh		-

## **GLOSSARY**

1 **Total Operating Income :**

It refers to the Public Enterprises (PEs') sales revenue including the operational subsidy from the Government of Nepal. It excludes the income from other sources such as interest on investment (except financial institutions), profit on sale of fixed assets, application fee, tender fee etc. which are casual and not related with the ordinary business of Public Enterprises.

2 **Total cost or cost of Sales :**

It refers to all the direct and indirect costs incurred to earn the total operating revenue. The value of opening and closing stock is added and subtracted respectively in the above costs. It includes the amount of depreciation, interest on short term and long term loans, selling and distribution expenses and administrative overhead. However, it does not include the provision for income tax, bonus and dividend.

or,

Costs of Sales = Production Costs + Administrative Expenses + Financial Charges + Depreciation + Loan Loss Provision (income of Bank) + Value of Opening Stock - Value of Closing Stock.

3 **Operating Profit / Loss :**

Total Operating Income / Total Sales Revenue - Total Costs.

4 **Other Income :**

It refers to the income which is neither included in the operating revenue nor related to the ordinary business of PEs such as interest on investment, dividend (except by financial institutions) gain on sale of fixed assets and other miscellaneous incomes.

5 **Net Profit / Loss :**

It is the sum of operating income loss plus the income from other sources. Hence, it refers to the profit / Loss after making provisions for income tax and bonus from the current year profit.

or,

Net Profit/Loss = Operating Income / Loss + other Income - Income Tax - Bonus.

6 **Administrative Overhead :**

It refers to all the indirect operating expenses of the PEs such as salary and allowances, fuel, service charges, repairs and maintenance. It does not include the interest on loan and amount of depreciation.

7. **Net Fixed Assets :**

It refers to the fixed assets after depreciation; but it does not include the capital work-in-progress.

Net Fixed Assets = Gross Block - Accumulated Depreciation

8 **Current Assets :**

Cash and bank balances + stock + Debtors + advances + branch account + L.C. margin etc.

9. **Current Liabilities :**

Any liabilities payable within one fiscal year such as bank overdraft, overdue loan, interest, creditors, payables and provisions.

10. **Working Capital :**

Current Assets - Current Liabilities.

11. **Net Capital Employed :**

Net Fixed Assets + working capital + Capital Work in progress (Investment by financial sector are included).

12. **Net Worth :**

Total Assets - Current and Long-term liabilities.

or,

Share Capital + Reserves and Surplus - Accumulated Loss - Deferred Revenue expenditure not written off.

13. **Return on Sales or Net operating profit percentage**

(a) In percentage :  $\frac{\text{Operating Profit / Loss}}{\text{Total Operating Revenue / Total Sale Revenue}} \times 100$

(b) In Ratio :  $\frac{\text{Operating Profit / Loss}}{\text{Total Operating Revenue / Total Sale Revenue}}$

14. **Assets Turnover Ratio :**

$$\frac{\text{Total Operating Revenue / Sales Revenue}}{\text{Net Fixed Assets}}$$

15. **Return on Net Capital Employed or Overall Profitability Percentage :**

$$\frac{\text{Operating Profit / Loss}}{\text{Net Capital Employed}} \times 100$$

16. **Return on Equity (Percentage) :**

$$\frac{\text{Net Profit / Loss}}{\text{Share Holder Fund}} \times 100$$

17. **Labour Productivity :**

$$\frac{\text{Total Quantity of Production}}{\text{Number of Labour}}$$

18. **Employee Productivity :**

$$\frac{\text{Total Operating Income}}{\text{Number of Employees}}$$

19. **Quick Ratio :**

$$\frac{(\text{Current Assets} - \text{Stock})}{\text{Current Liabilities}}$$

20. **Stock :**

Finished Goods + Semi-finished Goods + Raw Materials + Goods in Transit +  
Inventories and Spare Parts

21. **Average Debtors Collection :**

$$\frac{\text{Debtors Receivable}}{\text{Total Sales Revenue (Credit)}} \times 365$$

22. **Contribution Margin :**

Sales - Variable Cost

23. **Break Even Point :**

i) In Unit :

$$\frac{\text{Fixed Cost}}{\text{Contribution Margin per unit}}$$

ii) In Value :

BEP Unit x Selling Price Per Unit

24. **Debtors Turnover Ratio :**

$$\frac{\text{Total Sales}}{\text{Average Debtors}}$$

or

$$\frac{\text{Total Sales}}{\text{Closing Debtors}}$$

25. **Average Debtors :**

$$\frac{\text{Opening Debtors} + \text{Closing Debtors}}{2}$$

26. **Average Closing Stock :**

$$\frac{\text{Opening Stock} + \text{Closing Stock}}{2}$$

27. **Stock Turnover Ratio :**

$$\frac{\text{Sales}}{\text{Closing Inventory}} \quad \text{or} \quad \frac{\text{Cost of Sales}}{\text{Average Inventory}}$$

28. **Operating cost (in Percentage) :**

$$\frac{\text{Operating Cost of Sales}}{\text{Total Operating Revenue or Sales Revenue}} \times 100$$

29. **Administrative Overhead Ratio :**

$$\frac{\text{Administrative Overhead}}{\text{Total Operating Income}} \times 100$$

30. **Debt - Equity Ratio :**

$$\frac{\text{Debt}}{\text{Equity (Share Holder's Funds)}}$$

Tabulation of the questionnaire

	PEs	Causes behind increased / decreased in operating income	Reasons behind ups & downs in profit & loss	whether the Org. is running with VMOPS	procedure of appointment of executive director / promoter	Auditing	Verification & tally of details (Amount)	for Institutional improvement		Institutional good Governance	Performance contract with Executive Director	Measures to make more Effective services
1	DDC	Increase due to expenditure reduction & price - hike adjustment	increase in profit due to increase in transaction and managerial improvement	partially exist	Government decision	on time completed	verified	intended to Dairy increment & quality improvement	inability to expand its capacity	Aware to keep good governance	not	having autonomy capacity enhancement
2	Nepal Drugs Ltd	Decreased due to not renewed Drugs management Department	Loss due to non renewal of certificate and lack of running current capital	not	""	Having audited for FY 2066/67	"	trying to adopt VRS, attemption to have current capital		not sufficient	not	Adequate capital , Right size of employee -market Mgmt
3	Udayapur Cement	increased due to improvement in machinery positive contribute of workers	uncured loss due to power shortage, influence by workers' union problem in 3M	yes	""	Audited up to FY 2061/62. Reached in final stage	on the process	capacity boosted up	workers management	"	not	Adopted 3M

4	Agricultural input company	increased due to price hike	increased due to increased in transaction	yes	„	updated	verified	received grants and gave services to the farmers	-	yes	not	Need continuity in grants, price adjustment management dealers
5	Nepal Food Corporation	increased due to successful operation	successful operation	yes	Govt decision	updated	verified	constructing food lab	-	yes	yes	Government consideration's required to empower BOD
6	National Trading Ltd	Decrease due to lack of capital decrease in import due to complexities of Public procurement Act	„	„	„	„	„	Not remarkable due to short period	not	„	„	performance based reward & punishment needed
7	The Timber Corporation	Decreased due to the restriction by the Govt. in cut off timber	Decreased due to reduction in transaction	„	„	completed upto FY 2064/65 further are in process	on the process	attempt for diversification in transaction	-	„	no	continuity in services management improvement
8	National Construction Company Ltd	Reduced due to cut off in the work by	due to less transaction	no	„	updated	„	salaried to employee	-	„	yes	should give autonomy



		the Govt.										
9	Nepal transit and warehouse	increased due to service expansion	increased due to increase in transaction	yes	„	completed of FY 065/66 on the process of FY 066/67	verified	increase in warehouse service	-	„	no	need Govt. policy level consideration
10	National Productivity & Economic Development	decreased due to (no task) function	decreased due to no transaction	„	„	completed up to 063/64	no	no	-	no	„	skilled Manpower & executive Director
11	Cultural Corporation	- Decreased due to decrease in Govt's grants, - parking problems	Decreased due to increase in loan interest, decrease in transaction	no	„	updated	on the process	Digitalized to the sound of old drama	couldn't made annual program	„	„	should provide adequate budget
12	Gorkha patra Corporation	Decreased due to reduction in Public advertisement - reduction in news pressure, - enforcement of Public procurement Act	decreased due to low transaction	yes	political appointment	completed up to FY 064/65	-	-	regional publication is required to complete on market but due to lack of resources couldn't do that	„	yes	Stability of efficient & capable leadership is required, -Govt. cooperation is required for resources.

13	NTV	Increased due to increase in transmission, increase in popularity of news & programs	increased due to the increase in transaction	„	through Govt.	updated	verified	enhanced transmission up to rural area	could not entrance modern technology	partially exist	no	Service enhancement reliable programs will be materialize as of nations' need
14	Rural housing company	Increased due to increase in tendency to work at field, increase in valuation of land	„	„	„	„	„	provide minimum land to backward people provide infrastructure in village	Lack of budget in lost cost housing	yes	„	competent Executive Director is needed.
15	Nepal Electricity Authority	increased due to increase in customer and increased demand of electricity	loss due to incurring loss since 8 years and since last 10 years, price has been not adjusted	„	through Govt.	updated	on the process	constructing Hydro power project with state investment	couldn't control the power leakage	no	„	New Hydro Power project, transmission & Distribution line should be constructed instantly.
16	NTC	increased due to increase in	increased due to increment in	„	„	„	verified	provided services to whole 75 districts	service quality	yes	„	autonomy performance contract are equired

		competency adopted new technology	transaction									
17	Agriculture Develop Bank	increased due to reform program in bank & professionalism	increased due to increment in transaction	„	Govt board of director	„	on the process	implementation of IPO and have the highest number of share amount on some offices implemented core banking system	-	yes	yes	on time budget and over head cost should be available
18	National insurance company	increased due to premium and investment	„	„	through the Govt	completed up to FY 2056/60 and remaining are on the process	„	-	yes	„	-	reduce turnover of CEO employee should be responsible in their duty.
19	Nepal industrial development corporation	decreased due to downstairs in share market	decreased due to situation of share market and lack of liquidity	yes	Govt. decision	updated	on the process	banking functions, completed Annual General Meeting, realization of loans	-	yes	no	autonomy, stability in management, performance contract
20	Rastriya Banijya	slidely decreased	slidely decreased	partially exist	„	„	verified	realization of old debt	could not minimized	„	„	follow of rule and

	Bank	due to increased interest of deposits	due to increased interest of deposit						negative net worth as expectation			regulation
21	Nepal stock exchange	Decreased due to minimum transaction in secondary market	decreased due to less transaction	yes	govt & free competition	updated	no	establishment of central depository system (CDS)	internet based trading	„	yes	increase awareness about capital market, increase in secondary market transaction
22	Nagarik Lagani Kosh	increased due to retirement fund, insurance fund operation, capital market service	increased due to increase in transaction increase in service charge	„	Govt competition & share representative	completed for FY 065/66 and final stage for 066/67	verified	land purchased for physical infrastructure	software development	„	„	branch increase institution development, software Development.

## Questionnaire

1	Causes behind the increase and decrease in operating income in comparison with last year.
2	reason behind ups and downs in profit and loss.
3	whether the organization has been running on the basis of clear vision , mission, objectives, policies and strategies or not
4	How has the chairman/ executive Director or promoter have been appointed?
5	latest audited Fiscal year and causes if had not audited since long period.
6	whether the verification and tally, if differences exists in account details shown by the Public Enterprises and Nepal Government, have been performed or not.
7	Within your working period, the best deed in order to achieve the organization's goal and the subject where attention has not been paid
8	Whether you have got institutional Governance prevailing or not.
9	The executive Director/ General manager have been appointed with performance contract.
10	Nepal Government had intended to provide good and swift services to the people through public Enterprises / committee. In order to make it more effective, what further might be done?

## **Review of Questionnaire :**

### **1. Change in operating income:**

12 PE's which have shown the increase in their operating income stated the reasons such as appropriate operating planning, enhance in service transmission, increased popularity increased demand & customer, increase in competency and use of new technology, professionalism, increase in investment, increase in capital market service etc.

10 PE's which have decreased its operating income stated the reasons such as non -renewal certificate, public procurement Act, Govt Decision , Lack of appropriate programs, decrease in Govt. grants, lack of information depression on share market, liquidity crisis, low transaction in secondary market etc.

### **2. Profit & Loss :**

7 PE's whose profit has increased gave the reason such as managerial improvement and increase in transaction PE's, who've earned less profit than in previous year and Public Enterprises who've earned loss, stated that Government decision, Lack of capital & skilled human resource, failure on price adjustment are major causes behind incurring losses.

3. In the question of wheather the enterprise is running with consideration of its vision, mission, objectives, 17 PE's have gave positive answer, while three PE's gave negative answer and partial from 2 PE's.
4. In the answer for appointing executive Director, 20 PE's have answered political appointment while two Public Enterprises've stated the appointment through competency.
5. In case of auditing, few Public Enterprises have completed auditing up to FY 2065/66 and most of Public Enterprises auditing seemed remnant / remaining unaudited.
6. One of the Public Enterprises has said that the difference on the details of account / between Nepal Govt. and PE has not verified, 7 Public Enterprises have already verified and remaining have in the process.
7. For the institutional reform / improvement program, 19 Public Enterprises have quoted / stated that they've run the programs like quality enhancement, infrastructure development diversification, service expansion, native / indigenou capital formation use of new technology, use of skilled human resource etc. 3 Public Enterprises stated that they've not run any programs in this aspect,

Subject, where attention has not been paid are

- Use of new Technology.
- Service expansion
- Human resource management
- inadequate resources etc.

Thus the 8 PE have stated above short comings, rest of these Public Enterprises have not told anything in this regard.

8. Five Public Enterprises have stated that there are lack of (were not) institutional good Governance, 3 Public Enterprises stated that they gave more attention for institutional good governance, Rest 14 Public Enterprises have told that they were attempting for it.
9. Regarding appointment of Executive Director with performance contract, 8 Public Enterprises have had that, while 14 Public Enterprises have not performance contract with Executive Director.
10. Measures for effective services of the Public Enterprises
  - Autonomy
  - Use of the new technology and adequacy of capital .
  - Government Grants
  - Performance based reward and punishment
  - Improved management
  - Competent skilled Executive Director
  - Reform of Public procurement Act.

Questionnaire prepared to collect information regarding conflict Management :

Name of PE

1. In the past FY, how many times & days, the lock out , blockade, strikes had occurred due to employee and other reasons, in your enterprises?
2. What were the major causes behind such blockade strikes lockout.
3. In order to solve such problems how many times the dialogues had occurred?
4. How were the decisions made, to solve the problems?

## Annex 5

### Sample of the Questionnaire used for to get opinions on Conflict Management

Name of PE

1. In the past FY, how many times & days, the lock out , blockade, strikes had occurred due to employee and other reasons, in your enterprises?
2. What were the major causes behind such blockade strikes lockout.
3. In order to solve such problems how many times the dialogues had occurred?
4. How were the decisions made, to solve the problems?